AJ PAKPOUR

CLINIC MARKET INTELLIGENCE REPORT 2027

The State of Medical Business, Telehealth, Clinic Ownership, Emerging Models and Operator Risk in America

EXECUTIVE SUMMARY

A comparative operator intelligence report covering eleven clinic models, state operating friction, ownership structure, acquisition strategy, failure patterns, regulatory watch items and the 2027-2028 outlook.

Research cutoff: October 16, 2026 | 2027 Edition

Publication & Legal Notice

2027 Edition | Public Release v1.1

TITLE
AJ Pakpour Clinic Market Intelligence Report 2027

SUBTITLE
The State of Medical Business, Telehealth, Clinic Ownership, Emerging Models and Operator Risk in America

AUTHOR
AJ Pakpour

RESEARCH CUTOFF
October 16, 2026, except category evidence dated October 15, 2026 where noted

EDITION
2027 Edition, Public Release v1.1

WEBSITE
ajpakpour.com

IMPORTANT DISCLAIMER

This publication is educational business analysis. It is not legal, medical, coding, reimbursement, tax, investment, valuation, accounting or regulatory advice. Laws, payer rules, agency guidance, clinical evidence and market conditions can change after the research cutoff. Operators should verify current primary authority and obtain appropriate professional advice before acting.

Copyright © 2026 AJ Pakpour. All rights reserved.

No part of this publication may be reproduced or redistributed commercially without written permission, except for brief quotation with attribution.

Prepared as an operator intelligence publication. Scores are comparative screening tools, not guarantees of financial performance.

Table of Contents

Executive Summary 5

Category 01 - Medical Weight Loss / GLP-1 22

Category 02 - TRT / Men's Health / Longevity 43

Category 03 - Med Spa / Aesthetics 63

Category 04 - IV Therapy / Wellness 83

Category 05 - Telehealth / Virtual Medical Integration 102

Category 06 - Peptides / Performance Medicine 123

Category 07 - Regenerative Medicine 142

Category 08 - Behavioral Health 162

Category 09 - Addiction Medicine / MOUD 181

Category 10 - RPM / CCM / Ancillary Revenue 202

Category 11 - Medical Directorship / Physician Infrastructure 222

Structural 01 - MSO / PLLC / Ownership Structures 242

Structural 02 - State Opportunity & Operating Friction 261

Structural 03 - Cross-Category Matrices / Master Rankings 281

Structural 04 - Buy vs Build vs Rescue / Turnaround 300

Structural 05 - Operator Mistakes / Why Clinics Fail 319

Structural 06 - 2027 Watch List 338

Structural 07 - 12-24 Month Outlook 357

Page numbers refer to the continuous report-page numbering shown at the lower-right corner of the release PDF.

How to Read This Report

DOCUMENTED FACT

A factual statement supported by the evidence register, primary authority, peer-reviewed literature, or a high-quality market source.

AJ PAKPOUR OPERATOR ANALYSIS

Interpretation based on clinic operations, market structure, business-model mechanics and the evidence developed for this report.

AJ PAKPOUR FORECAST

A forward-looking scenario tied to a stated catalyst, threat and confidence level. Forecasts are not presented as observed fact.

OPPORTUNITY SCORE

A comparative 0-100 framework using demand, margin, recurrence, capital efficiency, saturation, regulatory friction, staffing complexity and scalability.

BURDEN VARIABLES

Competitive saturation, regulatory friction and physician/staffing complexity are inverse-scored in the composite opportunity calculation.

WATCH LIST

Open federal or state decisions that can materially change a category score. Proposed rules remain proposed until finalized.

SCORING BANDS

80-100 High Opportunity 65-79 Attractive / Selective

50-64 Caution / Selective Below 50 High Friction

1. The 2027 Thesis

The strongest medical-business opportunities entering 2027 are not defined by the newest drug, device or procedure. They are defined by control of recurring clinical relationships, clinician infrastructure, regulatory pathways and operating systems that can scale across states.

Across eleven categories, the highest-scoring models are Telehealth / Virtual Medical Integration and Behavioral Health at 74, followed by Addiction Medicine at 73, TRT at 72, and both Medical Weight Loss / GLP-1 and Medical Directorship / Physician Infrastructure at 71.

The categories with the weakest standalone 2027 thesis are Regenerative Medicine at 56 and IV Therapy at 59. In both cases, demand exists. The issue is business quality: product uncertainty, evidence limitations, regulatory exposure, fixed costs or weak differentiation reduce the operator's control.

PRIMARY CONCLUSION

Build around recurring medical relationships and infrastructure first. Add products, procedures and ancillary services second.

2. Master 2027 Rankings

Rank	Category	Score	Band	Momentum	Capital
1	Telehealth / Virtual Integration	74	Attractive / Selective	Up	Low
1	Behavioral Health	74	Attractive / Selective	Up	Low
3	Addiction Medicine / MOUD	73	Attractive / Selective	Up	Low
4	TRT / Men's Health	72	Attractive / Selective	Up	Low
5	Medical Weight Loss / GLP-1	71	Attractive / Selective	Up	Low
5	Medical Directorship / Physician Infrastructure	71	Attractive / Selective	Up	Low
7	Med Spa / Aesthetics	69	Attractive / Selective	Up	Moderate
7	RPM / CCM / Ancillary Revenue	69	Attractive / Selective	Cooling	Low
9	Peptides / Performance Medicine	63	Caution / Selective	Up	Low
10	IV Therapy / Wellness	59	Caution / Selective	Cooling	Moderate
11	Regenerative Medicine	56	Caution / Selective	Cooling	Moderate

The ranking is comparative, not absolute. A 74 does not guarantee profitability, and a 59 does not mean a category cannot work. The score measures the balance of demand, margin, recurrence, capital efficiency, saturation, regulatory friction, staffing complexity and scalability.

3. What the Winners Have in Common

- Recurring care: the patient or client has a reason to remain in the relationship.
- Low fixed capital: growth does not require constant equipment purchases or new facilities.
- Scalable clinician infrastructure: provider capacity can be organized across locations and states.
- Regulatory controllability: the rules are complex but can be built into workflow.
- Multiple revenue layers: clinical care, management, infrastructure, payer or ancillary economics can coexist.
- Reduced product dependence: the business survives if one medication, pharmacy, device or supplier changes.

DURABILITY TEST

Ask one question: if the product became cheaper somewhere else tomorrow, would the patient or client still have a reason to stay?

4. The Market Is Moving From Product Access to Clinical Infrastructure

Several 2026-2027 developments point in the same direction. CMS is expanding technology-supported chronic-care models. Multi-state physician licensing infrastructure continues to grow. Virtual direct supervision has become more useful. At the same time, regulators are scrutinizing low-touch RPM, compounded GLP-1 economics, peptide sourcing, unapproved regenerative products and de facto MSO control.

The result is not less opportunity. It is a higher operating standard. The value shifts from simply having access to a product or code toward having the medical relationship, clinician network, compliance system and longitudinal care workflow.

2027 SHIFT

The easy arbitrage is getting harder. Serious operators benefit from that.

5. Category Winners

Category	Why It Wins	Primary Constraint
Telehealth	Exceptional capital efficiency and scalability; functions as infrastructure across specialties	State licensure and controlled-substance rules
Behavioral Health	Structural unmet demand plus very strong recurrence	Clinician scarcity, payer rates and no-shows
Addiction Medicine	Durable treatment need, recurring care and improving access	Controlled-substance governance and acuity
TRT	Strong cash-pay recurrence and margin	Schedule III rules, monitoring and saturation
Medical Weight Loss	Massive obesity demand and scalable care delivery	Drug-price compression and compounding changes
Medical Directorship	Low-capital recurring B2B infrastructure	State rules, licensure and compensation compliance

The common theme is not specialty. It is the ability to create durable relationships with relatively low physical capital while maintaining enough regulatory control to scale.

6. Categories Requiring More Selectivity

Category	2027 Position	Operator Interpretation
Med Spa	Attractive but mature	Patient book, injector quality and local brand matter more than equipment
RPM / CCM	Strong underlying care model, cooling billing model	Integrated chronic care is attractive; outsourced code/device arbitrage is not
Peptides	Demand ahead of defensibility	Evaluate product by product, not as one generic category
IV Therapy	Better ancillary than standalone	Use within a broader clinic or acquire sunk capacity cheaply
Regenerative Medicine	Scientific opportunity, retail compliance risk	Separate PRP/orthobiologics and approved research lanes from unapproved retail biologics

SELECTIVE DOES NOT MEAN DEAD

The opportunity moves to the defensible lane inside the category.

7. State Strategy: Friction Is a Cost, Not a Verdict

The State Opportunity & Operating Friction Matrix shows that the easiest state to operate in is not always the best commercial market. Utah, Delaware, Idaho and Nebraska screen efficiently because clinician autonomy, ownership structure, telehealth access and growth align relatively well. California, Texas, South Carolina, Michigan, North Carolina, New York and Massachusetts carry more structural friction.

That does not make high-friction states unattractive. Texas and the Carolinas remain compelling because demand and population growth can justify additional physician, licensing and legal infrastructure. California remains commercially important because of absolute market size even though it is one of the most expensive states to enter correctly.

EXPANSION RULE

Prove the operating model in efficient states, then use that infrastructure to enter the larger high-friction markets.

8. MSO / PLLC / Ownership Structure

The report treats ownership structure as operating architecture, not paperwork. The professional entity, MSO, management agreement, bank accounts, clinician employment, records, succession rights and management compensation must tell the same legal and operational story.

- Licensed professionals retain the clinical authority state law assigns to them.
- The MSO can run nonclinical operations without becoming the de facto medical practice.
- Management compensation should pay for bona fide management rather than referrals.
- State corporate-practice and fee-splitting rules can materially change the structure.
- California, Texas, New Jersey and Florida illustrate materially different structural regimes.

OWNERSHIP RULE

The MSO should be powerful enough to run the business, but never so powerful that it becomes the unlicensed medical practice.

9. Buy vs Build vs Rescue

Strategy	Use It When	Avoid It When
Build	The model is low capital and the target owns nothing scarce	Time-to-market is expensive and real transferable assets already exist
Buy	The target owns durable patients, contracts, clinicians, payer access or local authority	Historical revenue cannot survive the closing
Rescue	The medicine/asset is good but operations are bad	The problem is fraud, regulatory baggage or a broken business model
Walk Away	Liability is structural or diligence cannot resolve it	Do not confuse a low price with a fixable problem

ACQUISITION RULE

Pay for durable assets, not sunk costs. Fix operations, not broken business models.

10. Why Clinics Fail

- They build around a product instead of a patient relationship.
- They buy equipment before proving demand.
- They underestimate physician and clinician infrastructure.
- They use one compliance model in every state.
- They confuse revenue with business quality.
- They allow AR and denials to become working-capital crises.
- They scale before SOPs and QA exist.
- They buy more leads instead of fixing retention.
- They become dependent on one clinician, payer, vendor or referral source.
- They sell claims they cannot defend.
- They acquire liabilities instead of transferable assets.
- The founder refuses to become replaceable.

FAILURE-PREVENTION RULE

A durable clinic controls five things: cash, clinicians, patient retention, regulatory quality and operating consistency.

11. 2027 Watch List

Priority	Issue	Categories Most Exposed
Critical	DEA controlled-substance telemedicine after Dec. 31, 2026	TRT; Behavioral Health; Addiction; Telehealth
Critical	CY 2027 Medicare Physician Fee Schedule final RPM/RTM rules	RPM / CCM; Telehealth
Critical	FDA 503B treatment of semaglutide, tirzepatide and liraglutide	Medical Weight Loss
Critical	FDA 503A peptide bulk-substance decisions	Peptides
Critical	Regenerative medicine FDA/FTC enforcement	Regenerative Medicine
High	MSO / corporate-practice enforcement	Medical Directorship; Telehealth; Med Spa; MSOs
High	NP/PA scope-of-practice changes	Medical Directorship; Telehealth; Med Spa
High	CMS ACCESS expansion and private-payer alignment	RPM; Behavioral Health; Addiction; Telehealth; metabolic care

The report is intentionally designed to be updated when these triggers resolve. Proposed rules remain labeled proposed, temporary flexibilities remain labeled temporary, and category scores should only change when the trigger materially changes economics or risk.

12. 12-24 Month Outlook

Theme	12-Month View	24-Month View
Telehealth / virtual infrastructure	Up	Up
Behavioral Health	Up	Up
Addiction Medicine	Up	Up
TRT	Up	Stable to Up
Medical Weight Loss	Stable to Up	Stable
Medical Directorship	Up	Up
Med Spa	Stable	Stable
RPM / CCM	Cooling	Stable to Up
Peptides	Cooling	Selective / bifurcating
IV Therapy	Stable to Cooling	Stable
Regenerative Medicine	Cooling	Bifurcating

The two-year view is less about categories disappearing and more about markets separating into stronger and weaker operating lanes. Integrated chronic care strengthens. Product-spread economics weaken. Peptides and regenerative medicine become more product-specific. Clinician infrastructure and state operating systems become more valuable.

OUTLOOK RULE

Own the relationship, own the operating system, and stay flexible on the product.

13. Capital Allocation for 2027

Invest More	Invest Selectively	Avoid Overinvestment
Clinician recruiting and retention	Med Spa acquisitions with strong patient books	Unproven equipment
Multi-state licensure and credentialing	Behavioral/Addiction acquisitions	Product inventory with unstable regulation
Telehealth / clinical operating systems	RPM/CCM when integrated into real practices	Generic peptide access
Revenue cycle and payer infrastructure	TRT and obesity medicine expansion	Standalone IV buildouts without demand
Retention and care-management systems	Distressed clinic rescue with clear fix	Unapproved regenerative-product businesses
Compliance, QA and state-rule intelligence	Local brand acquisitions	Sunk-cost-driven acquisitions

The report favors capital that compounds across multiple service lines and states. Licensure, credentialing, clinician networks, revenue cycle, compliance and retention systems can support several categories simultaneously.

14. The Operator Playbook

- Start with a recurring clinical relationship, not a product menu.
- Build state and clinician infrastructure before national marketing.
- Use contribution margin and cash conversion instead of revenue as the core economics.
- Track patient retention by cohort and clinician.
- Treat provider capacity as inventory.
- Keep every state launch in a verified operating file.
- Buy only assets that transfer and survive closing.
- Rescue operationally broken clinics, not regulatorily broken businesses.
- Build QA before scale.
- Maintain a live watch list for unresolved federal and state changes.

AJ PAKPOUR OPERATOR PRINCIPLE

The sexy category is not always the best business. The durable infrastructure underneath it is usually where the value compounds.

15. Methodology

Each of the eleven operating categories uses the same eight-factor opportunity framework: Demand/Growth Potential 20%, Revenue & Margin Potential 15%, Recurring Revenue Potential 10%, Startup Capital Efficiency 10%, Competitive Saturation 10%, Regulatory Friction 15%, Physician/Staffing Complexity 10%, and Scalability 10%.

Competitive Saturation, Regulatory Friction and Physician/Staffing Complexity are burden variables and are inverse-scored in the composite opportunity calculation. Category scores are comparative operator screens, not investment-return forecasts or guarantees of profitability.

Score	Interpretation
80-100	High Opportunity
65-79	Attractive / Selective
50-64	Caution / Selective
Below 50	High Friction

Evidence is separated into documented facts, AJ Pakpour Operator Analysis and AJ Pakpour Forecast. Forecasts use base, upside and downside cases and are tied to identifiable catalysts and threats. State and regulatory conclusions are date-stamped because they can change materially after the research cutoff.

16. Report Architecture

Section	Contents
Category 01	Medical Weight Loss / GLP-1
Category 02	TRT / Men's Health / Longevity
Category 03	Med Spa / Aesthetics
Category 04	IV Therapy / Wellness
Category 05	Telehealth / Virtual Medical Integration
Category 06	Peptides / Performance Medicine
Category 07	Regenerative Medicine
Category 08	Behavioral Health
Category 09	Addiction Medicine / MOUD
Category 10	RPM / CCM / Ancillary Revenue
Category 11	Medical Directorship / Physician Infrastructure
Structural 01	MSO / PLLC / Ownership Structures
Structural 02	State Opportunity & Operating Friction
Structural 03	Cross-Category Matrices / Master Rankings
Structural 04	Buy vs Build vs Rescue / Turnaround
Structural 05	Operator Mistakes / Why Clinics Fail
Structural 06	2027 Watch List
Structural 07	12-24 Month Outlook

17. About AJ Pakpour

AJ Pakpour is a healthcare entrepreneur and operator with 25+ years of experience building, owning, advising and supporting medical businesses. His work spans physician infrastructure, multi-state medical-director and prescriber networks, addiction medicine, clinic operations, telehealth, aesthetics, weight management, regenerative medicine, credentialing, revenue cycle and healthcare-business strategy.

The Clinic Market Intelligence Report 2027 is designed from an operator's perspective: not simply whether demand exists, but whether a model can be launched, staffed, regulated, financed, scaled, acquired and defended as a durable medical business.

FINAL EXECUTIVE CONCLUSION

The best 2027 medical businesses are not the ones with the loudest consumer trend. They are the ones where recurring demand, clinical infrastructure, operating discipline and regulatory control reinforce each other.

This report is educational business analysis. It is not legal, medical, coding, reimbursement, tax, investment or valuation advice. Every operating decision should be verified against current primary authority and the facts of the specific business.

AJ PAKPOUR

CLINIC MARKET INTELLIGENCE REPORT 2027

CATEGORY 01

MEDICAL WEIGHT LOSS & GLP-1 CLINICS

2027 Score	Rating	Momentum	Risk	Confidence
71 / 100	Attractive / Selective	UP	Elevated	High

Research cutoff: October 15, 2026 | 2027 Edition

1. Business Model Overview

Medical weight loss has moved from a niche cash-pay service line into one of the most visible and competitive categories in outpatient medicine. The 2027 opportunity is no longer defined simply by whether a clinic can obtain semaglutide or tirzepatide. FDA-approved supply has normalized, manufacturer-direct channels have lowered self-pay prices, Medicare has begun a temporary GLP-1 access demonstration, and the FDA has materially increased enforcement around non-approved compounded products and misleading promotion. Those changes favor operators that behave like durable obesity-medicine businesses rather than medication-access intermediaries.

For this report, the model includes physician-led or advanced-practice-led obesity and metabolic care delivered in person, virtually, or through a hybrid structure. Revenue may include initial medical evaluation, longitudinal follow-up, medication management, laboratory review, nutrition and behavior services, metabolic-risk management and other legitimate ancillary services. The strongest 2027 model is treatment-agnostic enough to care for patients when a specific drug, dose, payer pathway or fulfillment channel changes.

The addressable market remains structurally large. CDC's 2025 obesity prevalence maps continue to show a broad obesity burden across U.S. states. KFF's November 2025 survey found 12% of U.S. adults were currently using a GLP-1 drug for weight loss, diabetes or another condition, up from 6% in May 2024. Among people not currently using a GLP-1 who reported being diagnosed as overweight or obese, 43% said they were interested in taking one for weight loss.

CORE THESIS

The category remains attractive, but the easy arbitrage is fading. In 2027 the value shifts from access to medication toward clinical integration, retention, compliant prescribing, switching, maintenance and broader metabolic care.

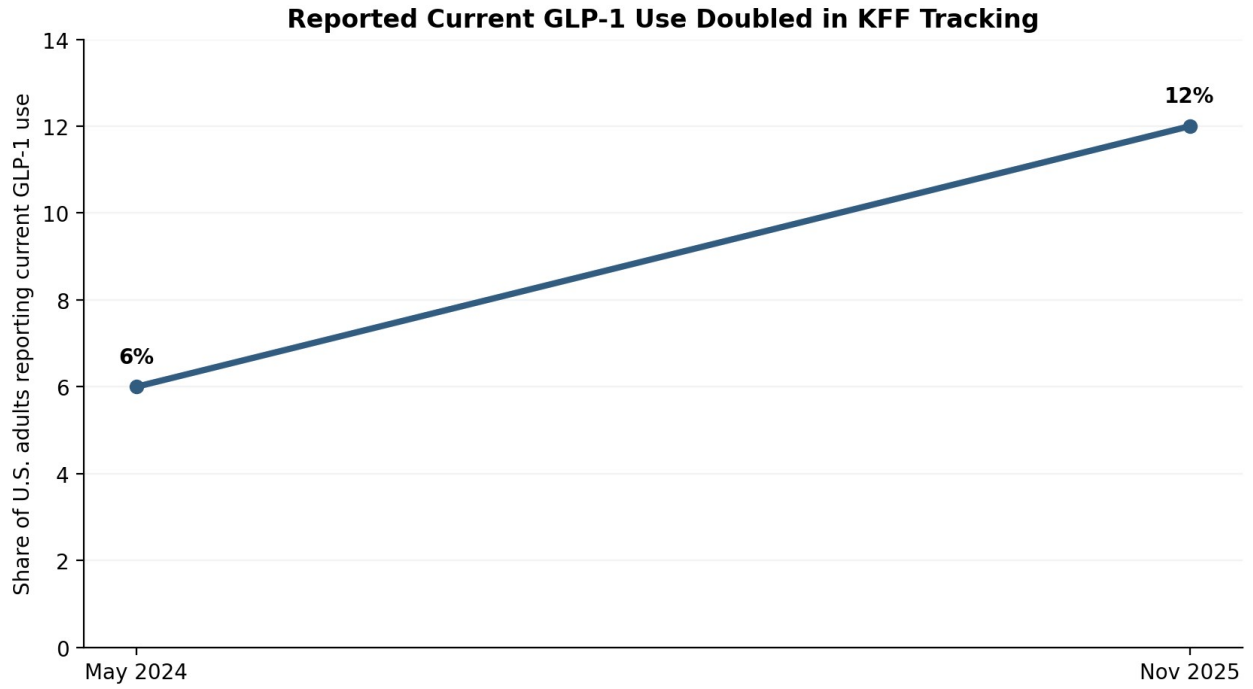

Source note: KFF Health Tracking Poll, November 14, 2025. Current use increased from 6% in May 2024 to 12% in late 2025.

2. 2027 Opportunity Score

2027 Score	Rating	Momentum	Risk	Confidence
71 / 100	**Attractive / Selective**	**UP**	**Elevated**	**High**

The 2027 Opportunity Score is 71/100. That places medical weight loss and GLP-1 clinics in the Attractive / Selective band. Demand, scalability and capital efficiency score extremely well. The category loses points because of intense competition, manufacturer-direct pricing, advertising and compounding enforcement, and the operational reality that long-term persistence is far weaker than simple demand statistics imply.

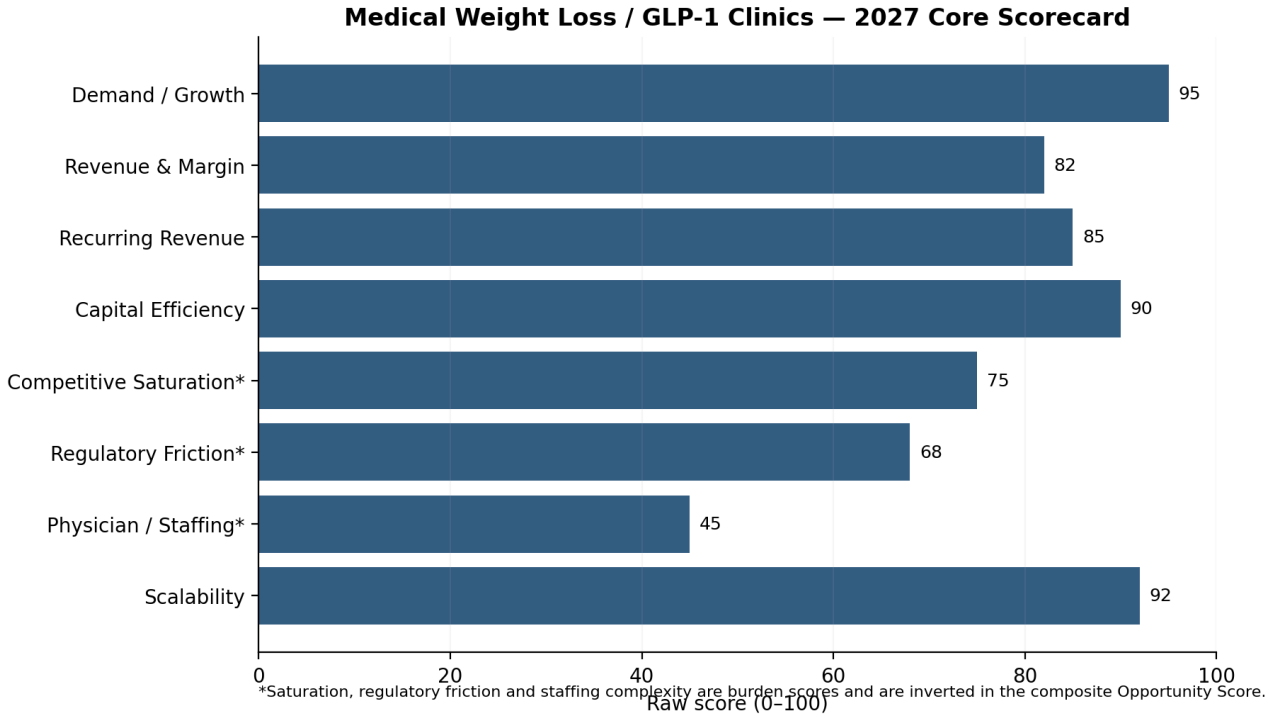

The model intentionally penalizes high saturation, regulatory friction and staffing complexity. Those three inputs are raw burden scores that are inverted before weighting into the composite Opportunity Score. This prevents a large market from receiving an artificially high rating simply because patient demand is strong.

3. Core Scorecard

Demand / Growth Potential — 95

The obesity burden is durable, GLP-1 adoption has risen rapidly, and stated interest among diagnosed overweight/obese nonusers remains high. Product innovation and broader public familiarity reinforce demand.

Revenue & Margin Potential — 82

Patients may support recurring medical-management revenue, but commodity medication markup is under pressure. Direct pricing from manufacturers and coverage initiatives reduce the amount of value a third-party clinic can capture merely by arranging medication.

Recurring Revenue Potential — 85

Obesity is a chronic condition and continued treatment is often necessary to maintain results. However, recurrence is not automatic because real-world persistence is weak, creating a large difference between theoretical recurring revenue and actual retained revenue.

Startup Capital Efficiency — 90

A compliant telehealth or office-light model can be launched without major procedure rooms, expensive equipment or inventory. Capital rises when an operator adds dispensing, extensive lab infrastructure or a significant physical build-out.

Competitive Saturation — 75 burden

Competition now includes primary care, obesity specialists, endocrinology, national telehealth brands, med spas, compounding-oriented providers, pharmacies and manufacturer-direct channels.

Regulatory Friction — 68 burden

The drug-shortage environment that enabled widespread copy compounding has changed. FDA enforcement is increasingly visible, particularly around misleading claims, sourcing and non-approved compounded GLP-1 products.

Physician / Staffing Complexity — 45 burden

The model requires prescribing clinicians, appropriate screening, monitoring and state-compliant telehealth workflows, but it is less labor-intensive than procedure-heavy or facility-heavy businesses.

Scalability — 92

Digital intake, remote follow-up, standardized protocols and nationwide consumer demand make this one of the more scalable outpatient models, limited primarily by licensure, prescribing rules, coverage and clinical quality controls.

4. 2026 to 2027 Trend Direction

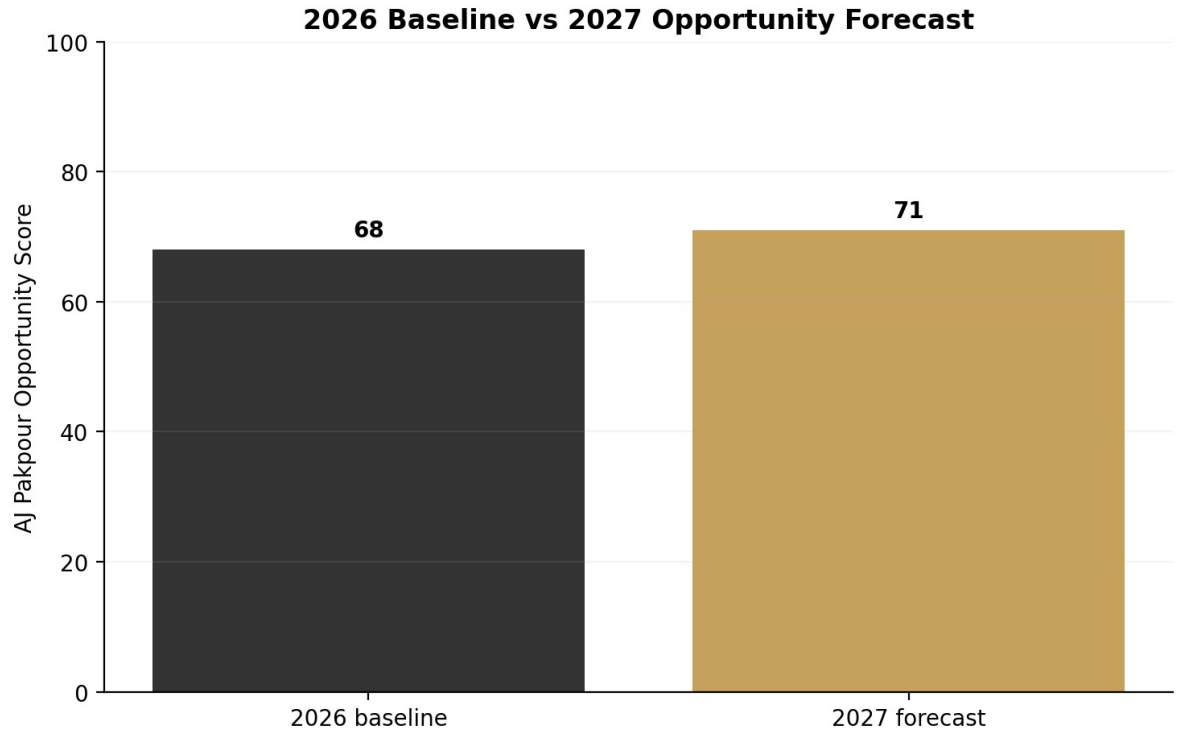

AJ FORECAST

2026 baseline: 68. 2027 forecast: 71. Direction: UP, but with materially different economics from the shortage-era model.

The forecast is not based on a belief that every GLP-1 clinic will improve. It is based on a bifurcation. The broader obesity-treatment market is strengthening through access, awareness, new dosage forms and expanding indications. At the same time, undifferentiated programs that depended on shortage-era compounded-drug economics face price compression, direct manufacturer competition and greater enforcement exposure.

CMS launched the Medicare GLP-1 Bridge on July 1, 2026, providing eligible Part D beneficiaries access to certain GLP-1 drugs for a $50 monthly copay through December 31, 2027. That does not make Medicare the central revenue engine for every clinic, but it is an important signal: obesity pharmacotherapy is moving further into mainstream medical coverage rather than remaining exclusively a high-cost cash-pay category.

5. Revenue Model

The durable 2027 revenue model should separate the clinic's medical value from the medication transaction. The operator should be able to remain economically viable if a patient fills through a manufacturer-direct channel, a retail pharmacy, a payer-preferred pharmacy or another lawful fulfillment route.

Revenue Layer	Examples	2027 Quality	Operator Note
Core clinical	Initial evaluation, follow-up, medication management, contraindication screening	High	Should be the economic foundation.
Longitudinal care	Weight trajectory, metabolic risk, dose changes, switching, maintenance	High	Creates retention beyond prescription access.
Ancillary care	Nutrition, behavior, lab interpretation, sleep/metabolic coordination	Moderate to High	Best when clinically integrated, not padded.
Medication spread	Markup or spread tied to fulfillment	Declining	Do not make this the sole margin engine.
Insurance / coverage workflow	Prior authorization, documentation, benefit navigation	Variable	Operationally valuable but can add labor.
Membership	Bundled recurring access and follow-up	High if compliant	Must reflect actual medical service, not a disguised drug fee.

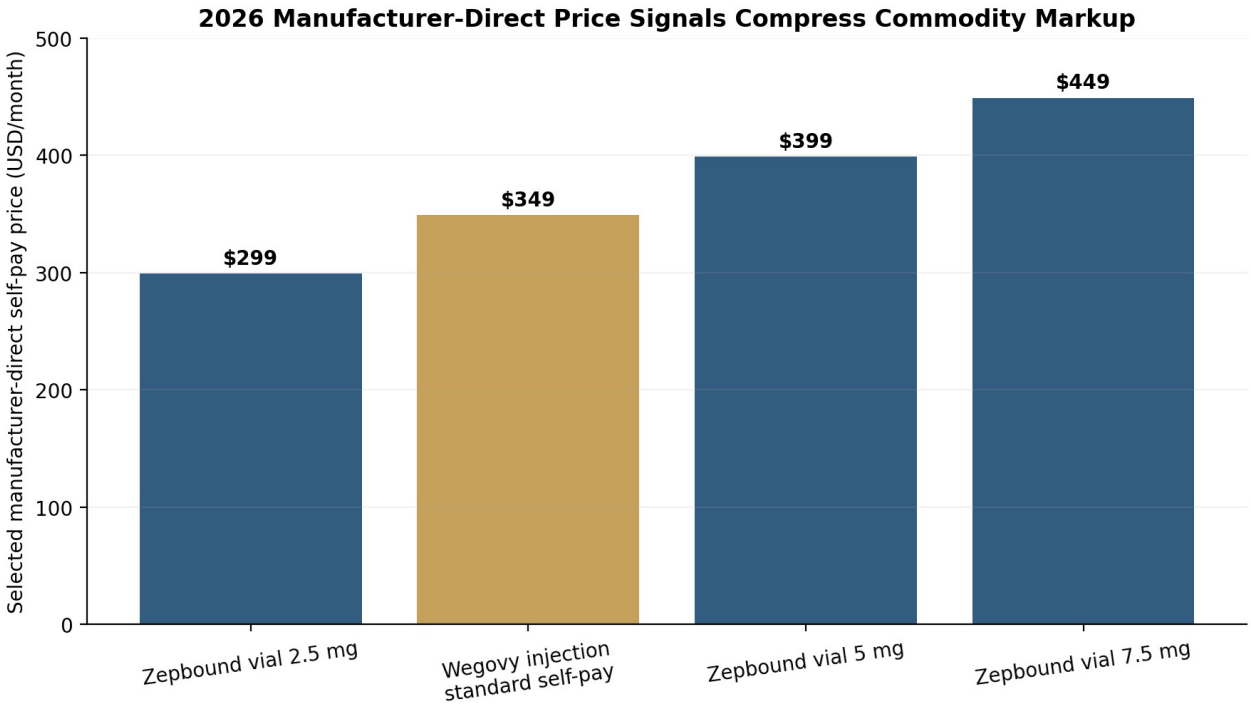

Source note: Selected October 2026 manufacturer-direct pricing: NovoCare and LillyDirect. Offers, terms, doses and eligibility can change.

Manufacturer pricing matters strategically because it changes the consumer's reference price. Wegovy injection standard self-pay pricing is listed at $349 per month after limited introductory fills, while LillyDirect lists Zepbound vial pricing starting at $299 for 2.5 mg, $399 for 5 mg and $449 for 7.5 mg under stated terms. The implication is not that every patient pays those prices. The implication is that a clinic cannot assume the medicine itself will permanently support a large markup.

6. Startup Profile

Dimension	Rating	2027 Interpretation
Capital intensity	Low to Moderate	Telehealth and office-light models can launch with relatively little fixed equipment.
Time to readiness	Moderate	Licensure, prescriber coverage, malpractice, protocols, vendor/fulfillment and privacy stack must be aligned.
Facility burden	Low	Can be virtual or hybrid; physical build-out is optional unless other services require it.
Technology burden	Moderate	Intake, telehealth, e-prescribing, consent, messaging, documentation, analytics and payment systems.
Inventory burden	Low	Strongest model does not depend on clinic-owned drug inventory.
Working capital	Moderate	Marketing, staffing, prior-auth labor and delayed patient conversion can consume cash.
Clinical staffing	Moderate	Prescribers plus support for intake, education, adverse events and coverage navigation.
Vendor dependence	Moderate to High	Medication access, pharmacy networks and platform vendors can materially affect patient experience.

STARTUP PRINCIPLE

The lowest-capital version is not automatically the best version. A clinic can be technically easy to launch and still be commercially fragile if the only differentiator is access to a medication.

7. Regulatory Risk

Regulatory risk is the defining difference between the 2024 shortage-era opportunity and the 2027 market. FDA determined the tirzepatide shortage resolved in December 2024 and the semaglutide injection shortage resolved in February 2025. The related enforcement-discretion periods for shortage-based copy compounding ended in 2025. In 2026 FDA escalated public enforcement messaging around mass-marketed non-approved GLP-1 products and misleading advertising.

- Compounding: generalized copy-compounding economics are materially weaker once an approved drug is commercially available and off the shortage list.
- Advertising: FDA has targeted claims implying that compounded products are the same as, generic versions of, or equivalent to FDA-approved branded drugs.
- Sourcing: clinics should not create the impression that they themselves compounded a drug when they did not, or describe pharmacies as 'FDA approved' or 'FDA licensed' when that characterization is inaccurate.
- Clinical necessity: patient-specific compounding questions should be evaluated under applicable federal and state law rather than treated as a broad consumer-product strategy.
- Telehealth: state licensure, standard-of-care, prescribing and informed-consent rules remain relevant even when federal drug rules are satisfied.
- Safety: clinics need standardized concentration, dosing, education and escalation workflows, particularly when compounded multi-dose vials are used lawfully for a patient-specific need.

2026 ENFORCEMENT SIGNAL

On March 3, 2026, FDA announced warning letters to 30 telehealth companies over false or misleading promotion of compounded GLP-1 products.

FDA also proposed in April 2026 to exclude semaglutide, tirzepatide and liraglutide from the 503B bulks list after finding insufficient clinical need to add them. That proposal reinforces the direction of travel: a 2027 business plan should not assume generalized bulk compounding remains a durable substitute for approved products.

8. Operational Complexity

Operating Function	Burden	Why It Matters
Prescriber infrastructure	Moderate	State coverage, schedule reliability, escalation and clinician continuity.
Intake / eligibility	Moderate	BMI/indication, contraindications, medication history, pregnancy risk, comorbidities.
Medication access	High	Coverage, direct-pay, dose availability, pharmacy routing, switching.
Dose management	Moderate	Titration, tolerability, missed doses, plateau management.
Adverse-event workflow	Moderate	GI symptoms, dehydration risk, gallbladder/pancreatitis warning symptoms and escalation.
Retention	High	Low real-world persistence makes continuity an operating problem, not just a clinical one.
Data / outcomes	Moderate	Weight trajectory, adherence, side effects, labs and quality signals.
Multi-state expansion	High	Licensure, prescribing, supervision/collaboration where relevant and consumer-law differences.

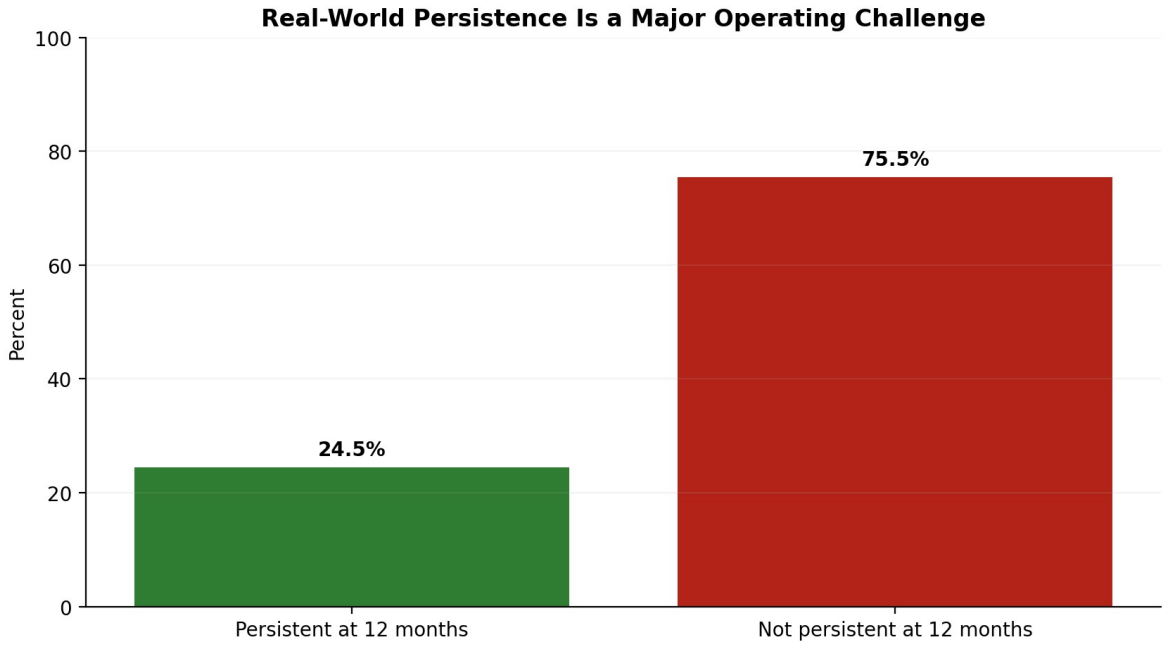

Source note: JAMA Network Open, March 10, 2026: 24.5% 12-month persistence in a commercially insured cohort of adults with overweight/obesity without diabetes.

The persistence result is strategically important. A large top-of-funnel does not guarantee durable lifetime value. Operators need switching protocols, cost-navigation, side-effect management, maintenance planning and human follow-up. A model that acquires patients aggressively but loses most of them within a year can look excellent in revenue screenshots and still produce poor unit economics.

9. Market Trend Graph

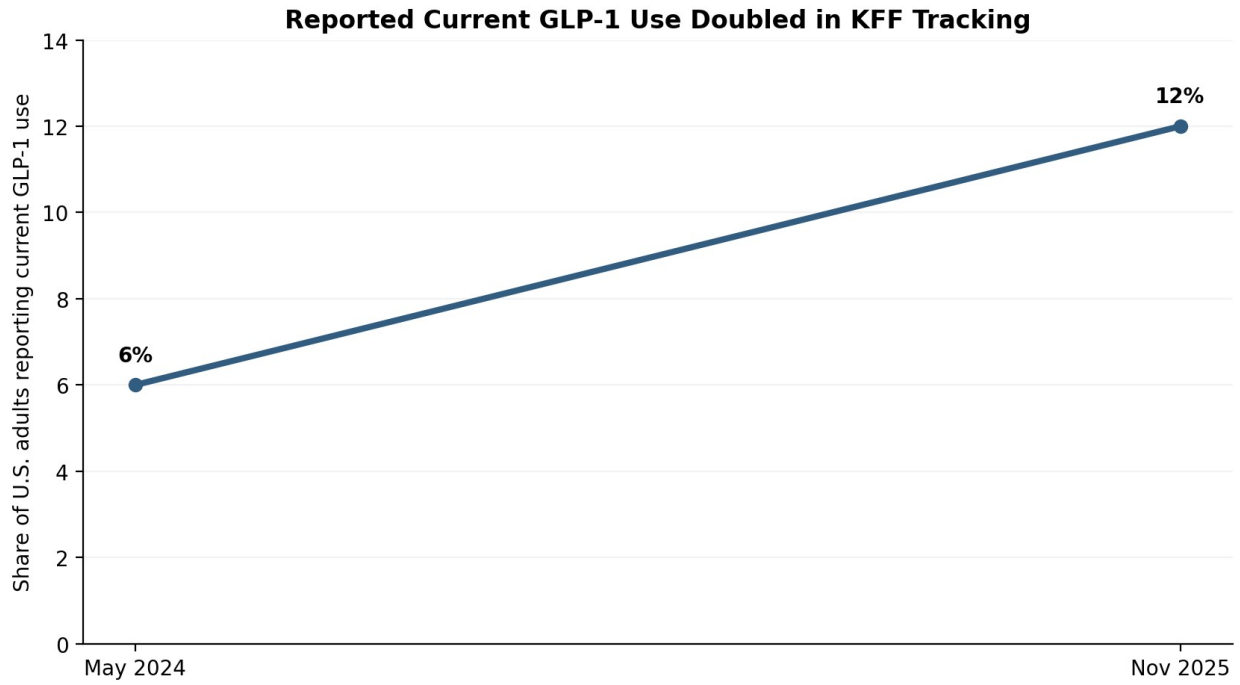

The cleanest observed national demand signal available for this chapter is KFF's tracking of current GLP-1 use. The reported share of U.S. adults currently taking a GLP-1 increased from 6% in May 2024 to 12% in late 2025. The line above stops at the last observed data point. It is intentionally not extended into 2026 or 2027 because doing so would turn observed survey data into an unlabeled forecast.

Interpretation

Demand growth is real, but a clinic's addressable market is not equivalent to the percentage of adults interested in medication. Eligibility, payer rules, contraindications, cost, persistence, consumer trust and direct manufacturer channels all narrow the monetizable market. The strategic conclusion is therefore 'large and durable category' rather than 'every GLP-1 clinic wins.'

10. Opportunity vs Risk Position



Medical weight loss sits in the high-opportunity / higher-friction quadrant. That is a better position than a weak market with low friction, but it demands operational competence. The operator is being paid, economically, for handling complexity: clinical screening, medication access, switching, retention, compliance and longitudinal obesity care.

WHAT MOVES THE POINT LEFT

Lower pharmacy dependence, conservative advertising, approved-drug pathways, strong prescriber coverage, standardized safety protocols and diversified revenue.

WHAT MOVES THE POINT DOWN

Weak retention, commodity pricing, rising acquisition cost, direct manufacturer competition and a business model tied to a single fulfillment arbitrage.

11. What Operators Get Wrong

They build a drug-access business instead of an obesity-care business.

If access or pricing changes, the value proposition disappears.

They confuse demand with retention.

A category can be culturally hot while individual patient persistence remains poor.

They price against yesterday's market.

Manufacturer-direct pricing can reset consumer expectations quickly.

They depend on one pharmacy or one formulation.

Supply, regulatory posture, state access or commercial terms can change.

They market compounded products too aggressively.

Claims around sameness, generic equivalence, FDA status and sourcing can create enforcement exposure.

They underinvest in follow-up.

Side effects, plateaus, missed doses, switching and maintenance are where longitudinal value is created.

They have no exit from GLP-1 therapy.

Patients need maintenance and broader metabolic care plans even if medication changes or stops.

12. AJ Pakpour Operator Take

AJ PAKPOUR OPERATOR ANALYSIS

The opportunity did not disappear. The easy version of the opportunity is disappearing. If your clinic only makes sense because you can get a patient a cheaper semaglutide or tirzepatide product, you do not have much of a moat. The stronger business is the one that can keep managing that patient when the price changes, the pharmacy changes, the drug changes, the payer changes or the patient needs a different clinical strategy. In 2027 I would rather own the medical relationship than the medication spread. The operators that understand retention, physician infrastructure, patient communication, metabolic care and compliant multi-state execution will still have a very large market. The ones selling a commodity are going to feel every price cut and every enforcement action.

This section is explicitly operator analysis, not a claim that every clinic will experience the same economics. It represents the report author's interpretation of the evidence and operating environment.

13. 12 to 24 Month Forecast

Next 12 months

Demand remains strong. Manufacturer-direct and federal access pathways increase treatment normalization while compressing the value of simple medication-access programs. Clinics increasingly differentiate through clinical service, convenience, maintenance, switching and broader metabolic offerings.

Next 24 months

The category consolidates around integrated obesity medicine, high-trust primary care and specialty programs, and scaled telehealth operators with strong compliance and retention systems. More treatment options and dosage forms improve the clinical toolkit, but the commercial advantage shifts from sourcing toward patient relationship and care orchestration.

Scenario	What Happens	Operator Outcome	Probability View
Base case	Demand rises while drug pricing and fulfillment commoditize.	Integrated clinics grow; pure access models compress.	Most likely
Upside	Coverage broadens faster, oral/new-dose options expand, retention improves.	Larger addressable market and better lifetime value.	Plausible
Downside	Enforcement accelerates, CAC rises, direct channels dominate, persistence remains weak.	Undifferentiated telehealth and med-spa offers consolidate or exit.	Plausible

BIGGEST CATALYST

Expanded access plus continued normalization of obesity as a chronic medical condition.

BIGGEST THREAT

Price compression plus regulatory enforcement against non-approved compounded-product marketing and weak patient persistence.

14. Best-Fit Operator

- Established primary care or specialty practices adding a structured obesity/metabolic service line.
- Compliant telehealth groups with multi-state prescriber infrastructure and disciplined clinical operations.
- Obesity, endocrinology or metabolic clinics capable of integrating medication with longitudinal disease management.
- Med spas that are willing to operate obesity care as actual medicine rather than a retail add-on.
- Operators with strong patient-retention systems, transparent pricing, reliable pharmacy pathways and conservative marketing.
- Groups that can continue serving the patient when a specific GLP-1 product, dose, pharmacy or coverage pathway changes.

Poor fit

- Operators whose only edge is a temporary medication price spread.
- Businesses dependent on broad copy compounding as the core thesis.
- Teams without consistent prescriber coverage or adverse-event escalation.
- Marketers that want aggressive claims but do not have compliance review.
- High-CAC businesses without a credible 6- to 12-month retention plan.

15. Red Flags

Red Flag	Why It Matters
Commodity compounded-drug dependence	The economics collapse if generalized copy compounding is unavailable or enforcement tightens.
Unsupported marketing claims	Statements implying sameness, generic status, FDA approval or proven equivalence can create material exposure.
Opaque pharmacy sourcing	Patients and clinicians should understand who compounds/dispenses and what product is actually being supplied.
No continuity strategy	The program has no plan for side effects, switching, maintenance, plateaus or medication discontinuation.
Single-channel acquisition	One paid-social or search source creates fragile CAC economics.
No medical moat	The clinic cannot articulate why the patient should remain once medication access is commoditized.
Weak documentation	Poor intake, consent, prescribing rationale, follow-up and adverse-event records raise both clinical and regulatory risk.

16. Confidence Rating

CONFIDENCE: HIGH

Confidence is high on the direction of demand, manufacturer pricing pressure and FDA enforcement posture because these are supported by recent national surveys, government actions and current manufacturer channels. Confidence is moderate on the exact 2027 commercial winners because payer policy, new approvals, consumer price sensitivity, acquisition costs and state-level operating rules can change quickly.

What would change the score materially

- Major broadening or narrowing of public or commercial coverage for obesity indications.
- A final FDA decision materially changing access to bulk-substance compounding for GLP-1 drugs.
- Large changes in manufacturer-direct self-pay pricing.
- New oral or next-generation agents that alter patient preference, fulfillment or retention.
- Evidence that persistence materially improves or deteriorates in real-world obesity treatment.
- State enforcement actions that materially change the feasibility of telehealth or med-spa delivery models.

17. Final Verdict

2027 Score	Rating	Momentum	Risk	Confidence
71 / 100	**Attractive / Selective**	**UP**	**Elevated**	**High**

FINAL VERDICT

71/100 — ATTRACTIVE / SELECTIVE. Medical weight loss remains one of the most important outpatient growth categories entering 2027, but the winning business is shifting from medication access to integrated obesity care. High demand and scalability remain powerful advantages. Price compression, competition, low persistence and GLP-1 regulatory enforcement prevent the category from receiving a High Opportunity score.

The central strategic rule is simple: build the business so it still works if the patient fills an FDA-approved product directly from the manufacturer at a lower price than expected. If the clinic still has clear value under that scenario, the model is much more likely to survive 2027.

Sources & Evidence Register

MW-E01 CDC — Adult Obesity Prevalence Maps
https://www.cdc.gov/obesity/data-and-statistics/adult-obesity-prevalence-maps.html

MW-E02 KFF — Health Tracking Poll: GLP-1 Use
https://www.kff.org/public-opinion/kff-health-tracking-poll-prescription-drug-costs-views-on-trump-administration-actions-and-glp-1-use/

MW-E03 NovoCare — Wegovy Cost, Coverage & Savings
https://www.novocare.com/patient/medicines/wegovy.html

MW-E04 Eli Lilly — LillyDirect Zepbound
https://www.lilly.com/lillydirect/zepbound

MW-E05 CMS — Medicare GLP-1 Bridge
https://www.cms.gov/medicare/coverage/prescription-drug-coverage/medicare-glp-1-bridge

MW-E06 JAMA Network Open — GLP-1 Switching and Treatment Persistence
https://jamanetwork.com/journals/jamanetworkopen/fullarticle/2846157

MW-E07 JAMA — SURMOUNT-4 Randomized Clinical Trial
https://jamanetwork.com/journals/jama/fullarticle/2812936

MW-E08 FDA — Policies for compounders as GLP-1 supply stabilizes
https://www.fda.gov/drugs/drug-alerts-and-statements/fda-clarifies-policies-compounders-national-glp-1-supply-begins-stabilize

MW-E09 FDA — Action Against Non-FDA-Approved GLP-1 Drugs
https://www.fda.gov/news-events/press-announcements/fda-intends-take-action-against-non-fda-approved-glp-1-drugs

MW-E10 FDA — Warning letters to 30 telehealth companies
https://www.fda.gov/news-events/press-announcements/fda-warns-30-telehealth-companies-against-illegal-marketing-compounded-glp-1s

MW-E11 FDA — Proposed exclusion from 503B Bulks List
https://www.fda.gov/news-events/press-announcements/fda-proposes-exclude-semaglutide-tirzepatide-and-liraglutide-503b-bulks-list

MW-E12 FDA — Dosing errors with compounded injectable semaglutide
https://www.fda.gov/drugs/human-drug-compounding/fda-alerts-health-care-providers-compounders-and-patients-dosing-errors-associated-compounded

MW-E13 KFF — Poll: 1 in 8 adults currently taking a GLP-1
https://www.kff.org/public-opinion/poll-1-in-8-adults-say-they-are-currently-taking-a-glp-1-drug-for-weight-loss-diabetes-or-another-condition-even-as-half-say-the-drugs-are-difficult-to-afford/

MW-E14 FDA — Approval of Wegovy HD 7.2 mg
https://www.fda.gov/news-events/press-announcements/fda-approves-fourth-product-under-national-priority-voucher-program-higher-dose-semaglutide

Methodology Note

The AJ Pakpour Opportunity Score is a proprietary comparative framework for this report. It is not a clinical guideline, investment recommendation, valuation model or government score. Scores combine eight standardized factors. Saturation, regulatory friction and physician/staffing complexity are burden variables and are inverted in the composite calculation. Forecast statements are explicitly labeled as AJ Pakpour analysis or forecast and should not be confused with observed source data.

Legal / Clinical Disclaimer

This report is educational business analysis. It is not legal advice, medical advice, tax advice or a substitute for state-specific counsel, clinical judgment, payer-contract review or regulatory analysis. Drug availability, pricing, coverage, FDA policy and state rules can change after the research cutoff.

AJ PAKPOUR

CLINIC MARKET INTELLIGENCE REPORT 2027

CATEGORY 02

TRT / MEN'S HEALTH / LONGEVITY

2027 Score	Rating	Momentum	Risk	Confidence
72 / 100	Attractive / Selective	UP	Elevated	Moderate

Research cutoff: October 15, 2026 | 2027 Edition

1. Business Model Overview

TRT and men's-health clinics are entering 2027 with a materially different risk-benefit and regulatory backdrop than they had only a few years ago. Testosterone remains a Schedule III controlled substance and still requires disciplined diagnosis, monitoring and state-compliant prescribing. At the same time, modern cardiovascular-safety evidence and 2025-2026 federal labeling changes have reduced some of the historical warning overhang surrounding appropriate testosterone replacement therapy.

For this report, the category includes evidence-based evaluation and treatment of male hypogonadism, delivered through in-person, hybrid or telehealth models, plus clinically related men's-health services such as erectile dysfunction care, metabolic medicine, sleep-risk evaluation, fertility-aware hormone management and selected longevity services. The model does not assume that every symptomatic man needs testosterone, and it does not treat 'optimization' as a substitute for a diagnosis.

The demand signal is strong. A 2024 national analysis using state prescription drug monitoring program data found a 27% relative increase in people treated with testosterone from 2018 to 2022. Growth was particularly pronounced among ages 35-44 and 45-54. That trend matters commercially, but it also raises the importance of correct diagnosis and fertility counseling in younger men.

CORE THESIS

TRT is one of the strongest recurring-revenue men's-health models, but the moat is clinical rigor and continuity - not simply the ability to ship testosterone.

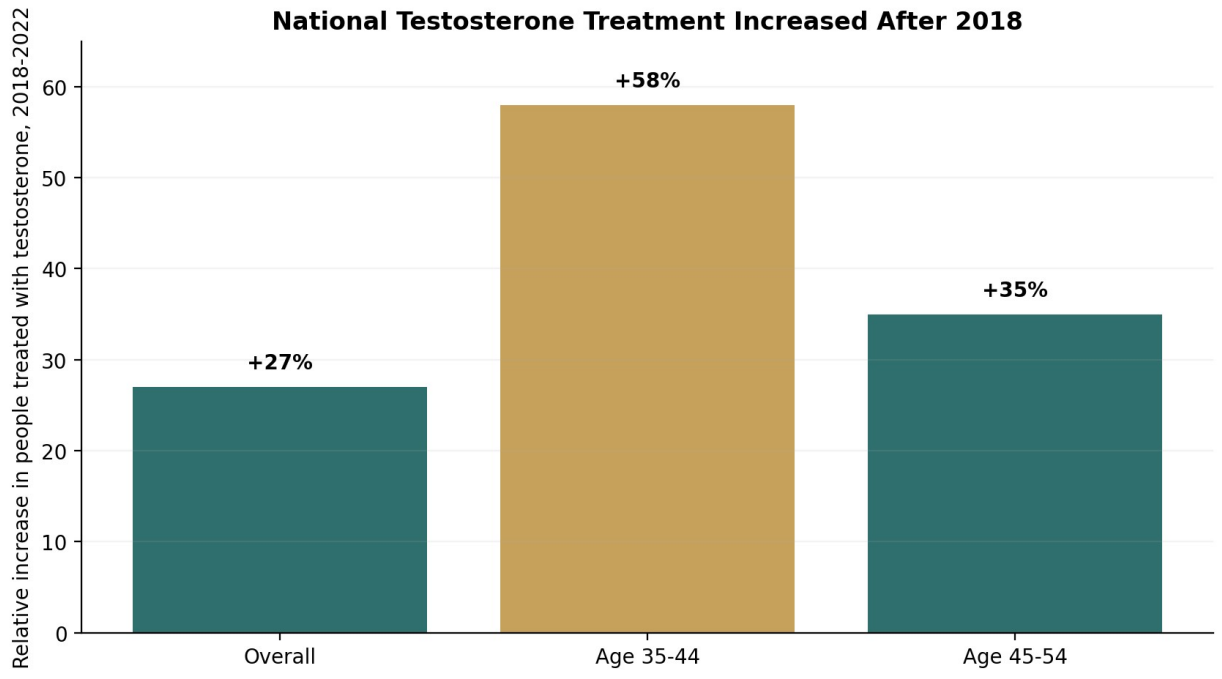

Source note: PLOS One / PDMP analysis, 2018-2022: +27% overall treatment growth; +58% ages 35-44; +35% ages 45-54.

2. 2027 Opportunity Score

2027 Score	Rating	Momentum	Risk	Confidence
72 / 100	**Attractive / Selective**	**UP**	**Elevated**	**Moderate**

The 2027 Opportunity Score is 72/100, placing TRT / Men's Health / Longevity in the Attractive / Selective band. The model scores extremely well on recurring revenue, demand, capital efficiency and scalability. It loses points because testosterone is controlled, diagnosis is more demanding than symptom-based consumer marketing suggests, long-term monitoring is not optional, and the federal telemedicine framework for controlled substances remains uncertain after December 31, 2026.

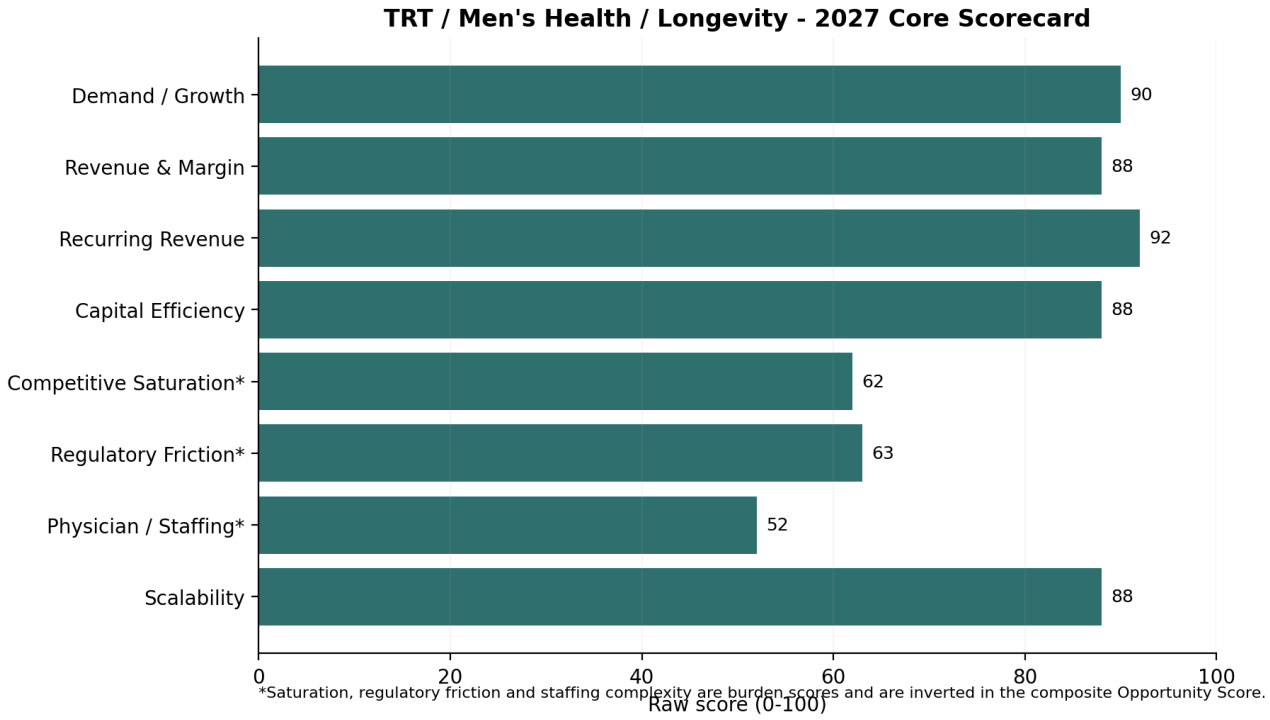

The score also reflects a deliberate separation between legitimate hypogonadism care and indiscriminate anti-aging prescribing. A high-demand category does not receive a High Opportunity rating if its growth depends on weak diagnosis or a temporary federal prescribing flexibility.

3. Core Scorecard

Demand / Growth Potential - 90

Prescription use has increased materially, particularly in younger middle-aged men. 2026 label changes may further reduce patient and clinician hesitation around properly diagnosed therapy.

Revenue & Margin Potential - 88

The medication itself is usually not the primary source of durable margin. Evaluation, recurring medical management, laboratory monitoring and integrated men's-health services can support attractive unit economics.

Recurring Revenue Potential - 92

TRT naturally creates recurring follow-up, laboratory review, refills, dose adjustment and safety monitoring. This is one of the strongest recurring-care profiles in the report.

Startup Capital Efficiency - 88

A telehealth or office-light TRT model can be launched without expensive equipment. The capital burden is mainly clinical staff, labs, prescribing systems, controlled-substance compliance and patient acquisition.

Competitive Saturation - 62 burden

Competition is meaningful but not yet completely commoditized. Urology, endocrinology, primary care, national men's-health brands, med spas and longevity clinics are all active.

Regulatory Friction - 63 burden

Testosterone's Schedule III status, state prescribing rules and the Dec. 31, 2026 endpoint of current DEA telemedicine flexibilities create real friction.

Physician / Staffing Complexity - 52 burden

Diagnosis requires repeat morning testing and symptoms/signs. Ongoing care may involve hematocrit, prostate, blood-pressure and fertility considerations.

Scalability - 88

Distributed lab networks, telehealth, standardized protocols and recurring follow-up support significant scale, subject to licensure and controlled-substance requirements.

4. 2026 to 2027 Trend Direction

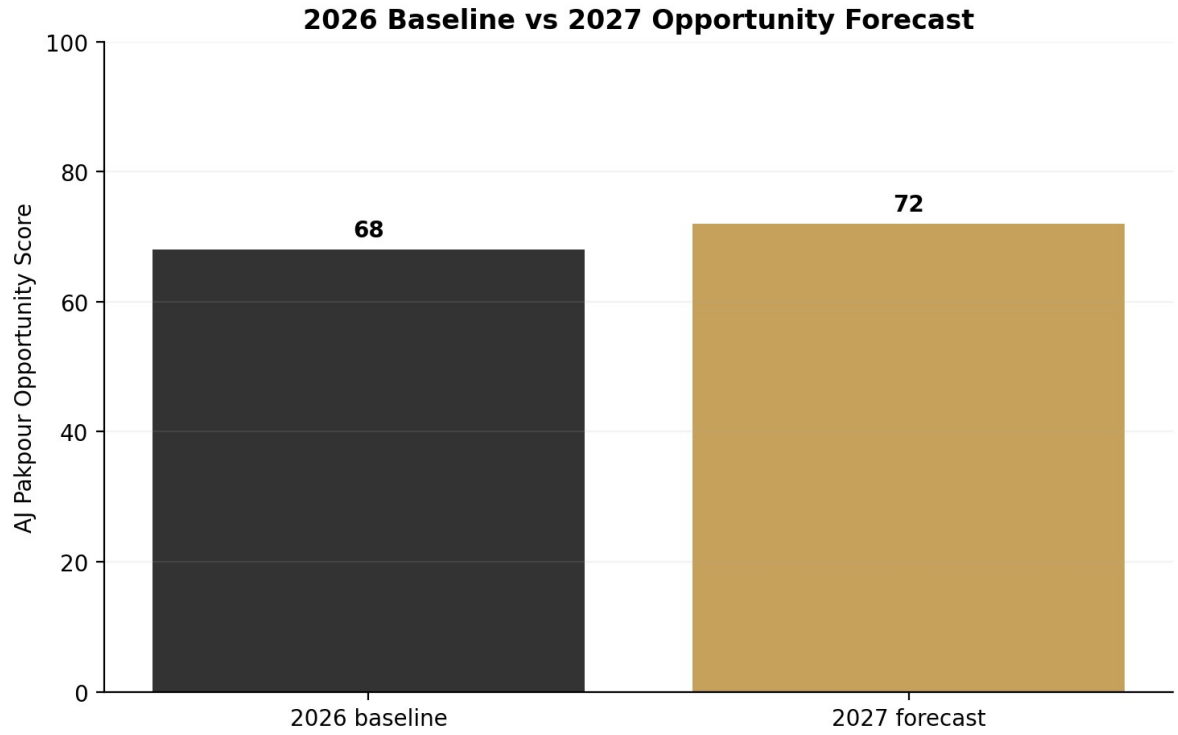

AJ FORECAST

2026 baseline: 68. 2027 forecast: 72. Direction: UP, but with a material regulatory hinge on the post-2026 federal telemedicine framework.

The positive move into 2027 is driven by three factors: continued treatment growth, the TRAVERSE cardiovascular-safety evidence, and federal labeling changes in 2025 and 2026. FDA removed boxed-warning language related to increased cardiovascular outcomes in 2025 while adding or strengthening blood-pressure warnings. In June 2026, HHS/FDA requested further testosterone-label updates, including removal of the limitation-of-use statement that safety and effectiveness for men with age-related hypogonadism had not been established.

Those changes should not be interpreted as a recommendation for population-wide screening or symptom-only prescribing. In July 2026, the Endocrine Society reiterated that diagnosis still requires symptoms plus consistently low, accurately measured testosterone levels and that general population screening of asymptomatic men is not supported.

2025-2026 Testosterone Regulatory Timeline

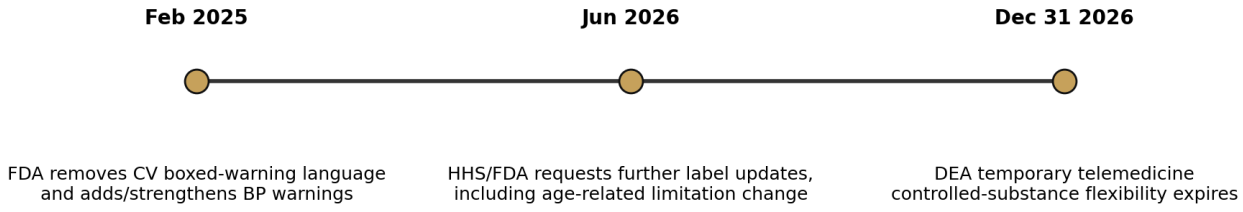

5. Revenue Model

TRT has a naturally recurring revenue architecture because diagnosis is only the beginning of the clinical relationship. The strongest business separates revenue for medical management from the acquisition cost of testosterone itself and builds around continuing monitoring, patient communication and related men's-health care.

Revenue Layer	Examples	2027 Quality	Operator Note
Core clinical	Initial consult, diagnostic workup, follow-up, dose management	High	The core recurring medical value.
Laboratory management	Testosterone, CBC/hematocrit, PSA where appropriate, additional indicated labs	High	Supports safety and continued treatment decisions.
Medication management	Prescription/refill workflow and adherence	High	Controlled-substance discipline matters.
Men's-health ancillary	ED, metabolic/weight care, sleep-risk coordination	Moderate to High	Best when clinically integrated.
Fertility-aware care	Alternative strategies or referral when fertility matters	Moderate	Important for younger patients; testosterone monotherapy may be inappropriate.
Membership	Bundled recurring medical access and follow-up	High if compliant	Must represent actual care, not a prescription-access fee.

REVENUE PRINCIPLE

Do not build the margin thesis around the vial. The recurring asset is the monitored medical relationship.

6. Startup Profile

Dimension	Rating	2027 Interpretation
Capital intensity	Low to Moderate	No major procedure equipment required for a telehealth or office-light model.
Time to readiness	Moderate	Prescriber coverage, DEA registration, malpractice, lab pathways, protocols and state rules matter.
Facility burden	Low	Can be virtual or hybrid.
Technology burden	Moderate	Telehealth, e-prescribing, PDMP workflow where applicable, secure messaging and longitudinal tracking.
Inventory burden	Low	A resilient model does not require large owned inventory.
Working capital	Moderate	Marketing, clinical staffing and lab/coverage workflows drive early cash needs.
Clinical staffing	Moderate	Prescribers plus support for labs, follow-up, refill management and patient education.
Vendor dependence	Moderate	Lab access, pharmacy fulfillment and technology vendors affect service quality.

STARTUP PRINCIPLE

TRT is cheap to open compared with many procedural businesses, but a low-cost launch becomes dangerous if the operator underfunds medical governance and controlled-substance compliance.

7. Regulatory Risk

The biggest 2027 regulatory issue is that testosterone is a Schedule III controlled substance. DEA's fourth temporary extension permits remote prescribing of Schedule II-V controlled medications under specified telemedicine conditions through December 31, 2026. Unless a successor framework is finalized, operators cannot assume the same remote-initiation rules will continue unchanged into 2027.

- Controlled-substance status: federal DEA rules and state controlled-substance requirements apply.
- Diagnosis: symptoms alone are not enough; the Endocrine Society and AUA emphasize biochemical confirmation.
- Repeat testing: AUA recommends two total testosterone measurements on separate occasions, both in the early morning.
- Fertility: AUA/ASRM states testosterone monotherapy should not be prescribed to men interested in current or future fertility because spermatogenesis may be suppressed.
- Monitoring: blood pressure, hematocrit, prostate risk where appropriate, treatment response and adverse events require continuing attention.
- Marketing: 'anti-aging' and 'optimization' messaging should not outrun the evidence or obscure the diagnostic requirement.
- Telehealth: federal flexibility does not replace state licensure, standard-of-care or prescribing requirements.

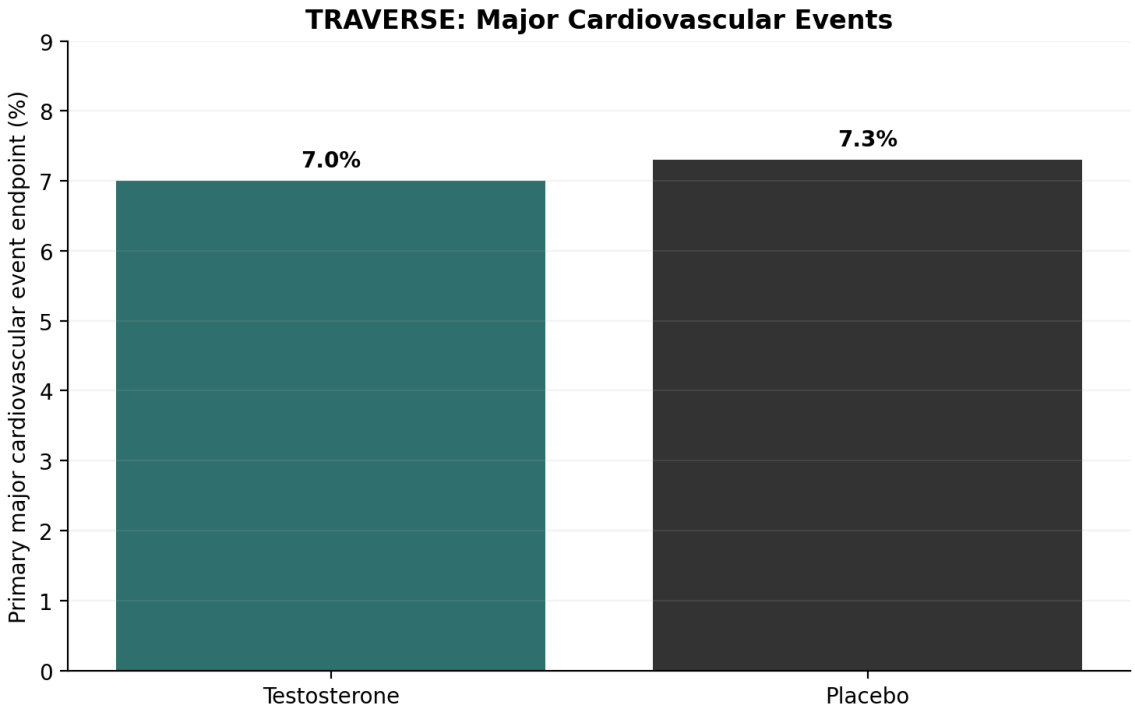

Source note: TRAVERSE randomized trial: major cardiovascular events occurred in 7.0% of testosterone-treated participants and 7.3% of placebo participants; testosterone met noninferiority criteria. Other safety signals still require clinical attention.

8. Operational Complexity

Operating Function	Burden	Why It Matters
Diagnostic workflow	High	Symptoms + repeat morning testosterone + cause assessment; avoid one-lab prescribing.
Prescriber infrastructure	Moderate to High	State licensure, DEA registrations and controlled-substance prescribing procedures.
Lab management	High	Baseline and ongoing monitoring must be scheduled, obtained, reviewed and documented.
Dose / formulation management	Moderate	Injection, topical and oral options have different administration and monitoring issues.
Blood pressure / hematocrit	High	2025 labeling changes reinforce BP awareness; erythrocytosis remains a key monitoring issue.
Fertility	Moderate to High	Younger men may require counseling, alternatives or referral.
Refill / adherence	Moderate	Controlled-substance rules and monitoring create recurring workflow.
Multi-state expansion	High	Licensure, DEA/state requirements and telemedicine rules compound at scale.

OPERATIONAL MOAT

The operator that can reliably move a patient through diagnosis, labs, prescribing, monitoring, refill and long-term follow-up has a real moat. The operator that only generates prescriptions does not.

9. Market Trend Graph

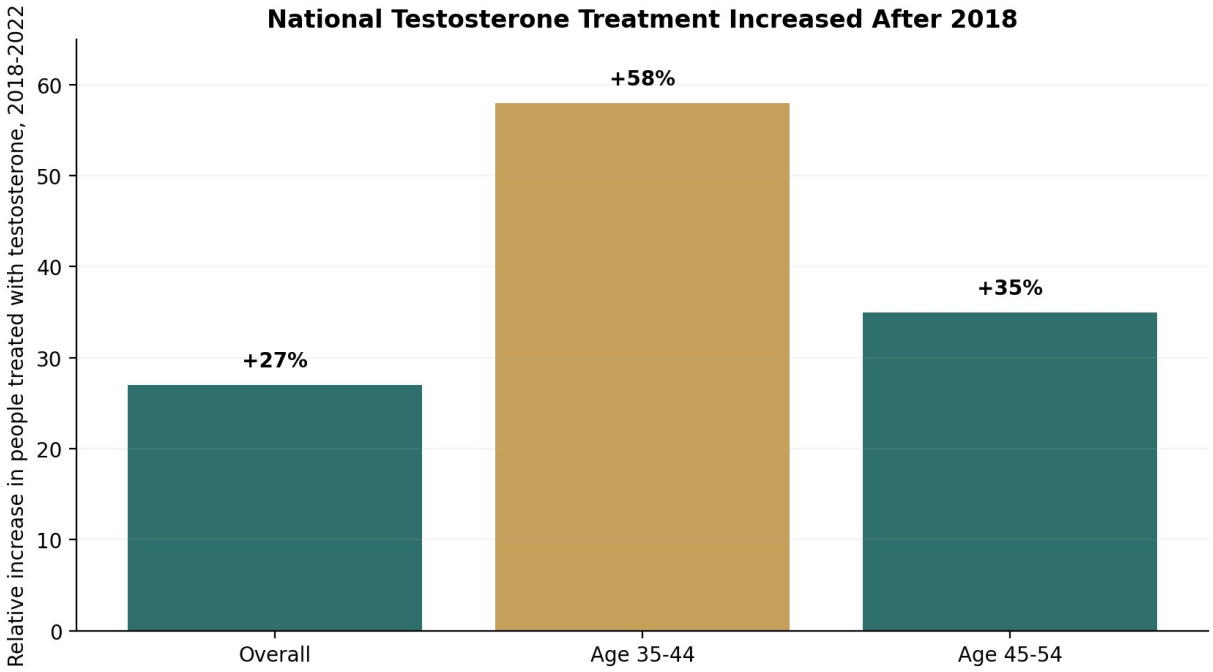

The national PDMP analysis is the most useful contemporary utilization trend in this chapter. From 2018 through 2022, the number of people treated with testosterone increased 27% in participating states. The increase was especially strong among people aged 35-44 (+58%) and 45-54 (+35%). This matters because younger treatment populations create both a commercial opportunity and a greater need to address fertility and long-horizon monitoring.

A separate 2026 Journal of Urology abstract examining 2005-2024 prescribing patterns reported that the earlier decline following FDA cardiovascular warnings was followed by renewed growth after newer formulations entered the market. The observed evidence supports an 'up' momentum rating, while the 2027 score remains forecast rather than observed data.

10. Opportunity vs Risk Position



TRT occupies a high-opportunity / elevated-friction position. The economics are unusually attractive because follow-up is recurring and the service can be delivered with little fixed equipment. Friction comes from controlled-substance regulation, diagnostic rigor, ongoing safety monitoring and telemedicine uncertainty.

WHAT MOVES THE POINT LEFT

Strong diagnostic criteria, documented repeat testing, conservative marketing, fertility protocols, reliable monitoring and a post-2026 telemedicine contingency.

WHAT MOVES THE POINT DOWN

Symptom-only prescribing, aggressive anti-aging claims, poor follow-up, uncontrolled multi-state expansion and dependence on temporary remote-prescribing rules.

11. What Operators Get Wrong

They diagnose from symptoms instead of a clinical diagnosis.

Fatigue, libido changes and poor performance are nonspecific; guidelines require symptoms/signs plus consistently low testosterone.

They use one lab result.

AUA recommends two separate early-morning total testosterone measurements.

They sell 'optimization' before establishing medical necessity.

That may increase volume but weakens clinical defensibility.

They ignore fertility.

Exogenous testosterone can suppress spermatogenesis; younger men require explicit counseling.

They underbuild monitoring.

TRT is a continuing-care program, not a one-time prescription.

They treat the current telehealth rules as permanent.

DEA's current temporary flexibility expires December 31, 2026.

They confuse improved safety evidence with zero risk.

TRAVERSE is reassuring on major cardiovascular events but did not erase every adverse-event or monitoring concern.

12. AJ Pakpour Operator Take

AJ PAKPOUR OPERATOR ANALYSIS

TRT is a better recurring business than a lot of clinic owners realize, but it gets stupid fast when people turn it into a testosterone vending machine. The patient should be buying a medical relationship, not a vial. The good operator owns the diagnosis, the labs, the monitoring, the refill process, the blood pressure and hematocrit follow-up, the fertility conversation and the rest of the men's-health relationship. That is where the defensibility is. Going into 2027 I like the category, but I would not build a national model that assumes the current controlled-substance telemedicine rules never change. You need a real contingency for in-person requirements or a new federal framework. If the business still works under that scenario, then you have something.

This section is operator analysis and forecast, not a clinical guideline or a statement that TRT is appropriate for every man with symptoms.

13. 12 to 24 Month Forecast

Next 12 months

Demand remains strong and 2026 label changes support a less alarmist safety environment for properly diagnosed patients. The key operational question becomes federal controlled-substance telemedicine policy after December 31, 2026. Operators with hybrid or in-person contingency plans are better positioned than pure remote brands that rely on the temporary flexibility.

Next 24 months

TRT becomes increasingly integrated with obesity medicine, erectile-dysfunction care, sleep-risk management, metabolic health and broader men's-health memberships. The category consolidates around groups that can combine convenient access with clinical rigor. Low-governance 'optimization' brands face greater reputational and regulatory pressure.

Scenario	What Happens	Operator Outcome	Probability View
Base case	Demand grows and a workable federal telemedicine pathway emerges or hybrid care fills the gap.	Compliant men's-health platforms expand.	Most likely
Upside	Telemedicine rules become clear and durable; label changes increase appropriate adoption.	National scale becomes easier and CAC converts into longer LTV.	Plausible
Downside	Remote controlled-substance initiation tightens sharply and poor clinic behavior triggers enforcement.	Pure telehealth economics weaken; local/hybrid operators gain.	Plausible

BIGGEST CATALYST

Clearer testosterone labeling, reassuring major cardiovascular safety evidence and durable recurring men's-health demand.

BIGGEST THREAT

A restrictive post-2026 telemedicine controlled-substance framework combined with low-quality overprescribing by market participants.

14. Best-Fit Operator

- Primary care practices building a structured men's-health service line.
- Urology and endocrinology groups capable of combining specialist credibility with convenient access.
- Compliant telehealth or hybrid organizations with multi-state licensure and controlled-substance expertise.
- Men's-health operators integrating TRT with ED, weight management, sleep and metabolic care.
- Groups with reliable laboratory networks, patient tracking and documented monitoring protocols.
- Operators willing to maintain an in-person contingency if federal telemedicine rules tighten.

Poor fit

- Marketers seeking to prescribe from symptoms alone.
- Brands dependent on one laboratory value or one cookie-cutter dose.
- Operators that do not want to manage fertility, hematocrit, blood pressure or prostate-related questions.
- Pure remote businesses with no post-2026 controlled-substance contingency.
- Clinics whose messaging is built around generalized anti-aging claims rather than diagnosis and monitored treatment.

15. Red Flags

Red Flag	Why It Matters
Symptom-only diagnosis	Clinical symptoms are nonspecific and do not establish hypogonadism by themselves.
Single testosterone measurement	AUA recommends two separate early-morning total testosterone measurements.
No fertility discussion	Exogenous testosterone can suppress spermatogenesis.
Weak monitoring	No structured BP, hematocrit, prostate-risk or response monitoring creates avoidable risk.
Anti-aging overclaims	Marketing can outrun evidence and blur the difference between treatment and optimization.
No DEA / state compliance map	Multi-state expansion without controlled-substance governance is fragile.
No 2027 telemedicine contingency	The current federal temporary extension ends December 31, 2026.

16. Confidence Rating

CONFIDENCE: MODERATE

Confidence is high that demand, recurring economics and clinical acceptance of appropriately prescribed TRT remain strong. Confidence is also high in the current Schedule III status and the Dec. 31, 2026 endpoint of DEA's temporary telemedicine extension. The overall forecast is only Moderate because the federal remote-prescribing framework that will govern 2027 is not yet settled and could materially change national telehealth economics.

What would change the score materially

- A permanent federal telemedicine controlled-substance rule or special-registration pathway.
- A requirement for in-person evaluation before most testosterone initiation.
- Further FDA testosterone labeling changes or new major safety evidence.
- Meaningful state enforcement against telehealth or men's-health prescribing models.
- Evidence of materially higher or lower treatment persistence.
- A shift in payer coverage or direct-to-consumer manufacturer distribution.

17. Final Verdict

2027 Score	Rating	Momentum	Risk	Confidence
72 / 100	**Attractive / Selective**	**UP**	**Elevated**	**Moderate**

FINAL VERDICT

72/100 - ATTRACTIVE / SELECTIVE. TRT / Men's Health / Longevity combines strong demand, low fixed capital, excellent recurring revenue and high scalability. It is not a simple consumer subscription business: testosterone is Schedule III, diagnosis requires objective evidence, fertility matters, monitoring matters and the post-2026 telemedicine framework is unresolved. The best 2027 operator builds a rigorous men's-health platform that would still function if remote initiation rules became more restrictive.

The central strategic rule is straightforward: own the medical relationship and the monitoring system. Do not build the entire company around the assumption that a prescription is the product.

Sources & Evidence Register

TRT-E01 Endocrine Society - Testosterone Therapy for Hypogonadism Guideline Resources
https://www.endocrine.org/clinical-practice-guidelines/testosterone-therapy

TRT-E02 PLOS One / PMC - National testosterone prescribing through PDMPs, 2018-2022
https://pmc.ncbi.nlm.nih.gov/articles/PMC11355536/

TRT-E03 HHS - Requested Updates to Testosterone Therapy Product Labels
https://www.hhs.gov/press-room/fda-requests-updates-testosterone-therapy-labeling.html

TRT-E04 FDA - Testosterone Information
https://www.fda.gov/drugs/postmarket-drug-safety-information-patients-and-providers/testosterone-information

TRT-E05 NEJM - Cardiovascular Safety of Testosterone-Replacement Therapy
https://www.nejm.org/doi/full/10.1056/NEJMoa2215025

TRT-E06 NEJM - TRAVERSE safety findings
https://www.nejm.org/doi/full/10.1056/NEJMoa2215025

TRT-E07 Endocrine Society - Monitoring recommendations
https://www.endocrine.org/clinical-practice-guidelines/testosterone-therapy

TRT-E08 DEA - Fourth Temporary Extension of Telemedicine Flexibilities
https://www.dea.gov/press-releases/2025/12/31/dea-extends-telemedicine-flexibilities-ensure-continued-access-care

TRT-E09 Journal of Urology - Contemporary Testosterone Prescribing Patterns
https://www.auajournals.org/doi/10.1097/01.JU.0001191396.05243.57.03

TRT-E10 DEA - Drug Scheduling
https://www.dea.gov/drug-information/drug-scheduling

TRT-E11 AUA - Evaluation and Management of Testosterone Deficiency
https://www.auanet.org/Documents/Guidelines/PDF/Testosterone%20Website%20Final%280%29.pdf

TRT-E12 AUA/ASRM - Male Infertility Guideline
https://www.auanet.org/documents/Guidelines/PDF/Male-Infertility-Guideline.pdf

TRT-E13 Endocrine Society - 2026 Statement on Testosterone Replacement Therapy
https://www.endocrine.org/news-and-advocacy/news-room/2026/statement-on-testosterone-replacement-therapy

TRT-E14 FDA - 2025 Class-wide Labeling Changes for Testosterone Products
https://www.fda.gov/drugs/drug-alerts-and-statements/fda-issues-class-wide-labeling-changes-testosterone-products

Methodology Note

The AJ Pakpour Opportunity Score is a proprietary comparative framework for this report. It is not a clinical guideline, investment recommendation, valuation model or government score. Scores combine eight standardized factors. Saturation, regulatory friction and physician/staffing complexity are burden variables and are inverted in the composite calculation. Forecast statements are explicitly labeled as AJ Pakpour analysis or forecast.

Legal / Clinical Disclaimer

This report is educational business analysis. It is not legal advice, medical advice, tax advice or a substitute for state-specific counsel, clinical judgment, controlled-substance compliance review or regulatory analysis. DEA, FDA, state rules, labeling and telemedicine requirements can change after the research cutoff.

AJ PAKPOUR

CLINIC MARKET INTELLIGENCE REPORT 2027

CATEGORY 03

MED SPA / AESTHETICS

2027 Score	Rating	Momentum	Risk	Confidence
69 / 100	Attractive / Selective	UP	Elevated	High

Research cutoff: October 15, 2026 | 2027 Edition

1. Business Model Overview

Medical aesthetics remains one of the most commercially attractive cash-pay categories in outpatient medicine, but the business is becoming more professional, more competitive and more state-specific. The 2027 opportunity is built around repeat injectable demand, skin and energy treatments, local brand trust, provider reputation and disciplined patient retention. The strongest operators behave like medical practices with retail-grade service, not retail businesses that happen to offer injections.

For this report, the category includes botulinum toxin, dermal fillers, energy-based skin and hair procedures, resurfacing, selected body-contouring services and related medical-aesthetic treatments. The exact scope of services, who may own the practice, who may perform a procedure and what supervision is required varies by state. That legal fragmentation is central to the score.

Demand remains broad. The American Society for Dermatologic Surgery's 2025 consumer survey reported that 70% of respondents were considering a cosmetic procedure and 94% used ratings and review sites when choosing a provider. ASPS's 2025 statistics show neuromodulator injections represented half of minimally invasive treatments, while soft-tissue and hyaluronic-acid fillers represented another 30%.

CORE THESIS

Med spas remain a strong 2027 business, but the commercial moat is moving toward trusted injectors, local brand authority, repeat-care systems and compliance. Cheap toxin and expensive machines are not a strategy.

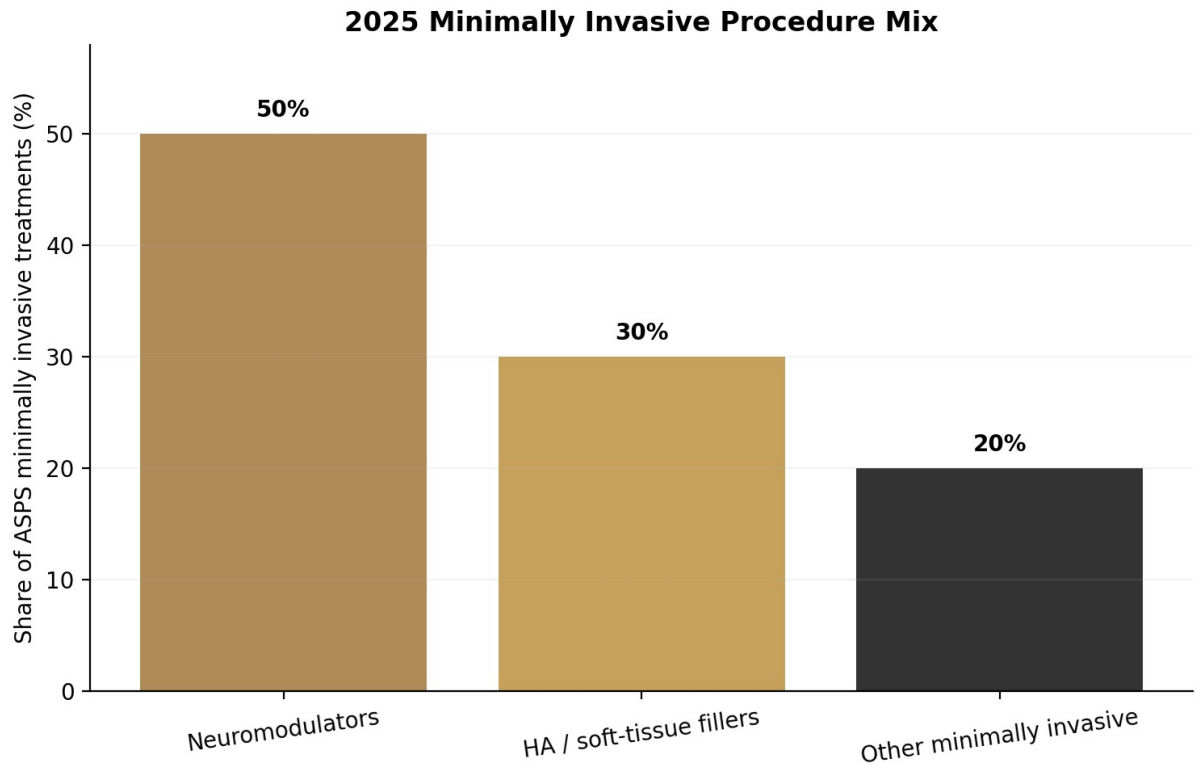

Source note: ASPS 2025 procedural statistics: neuromodulators accounted for 50% of minimally invasive treatments; soft-tissue/HA fillers accounted for 30%.

2. 2027 Opportunity Score

2027 Score	Rating	Momentum	Risk	Confidence
69 / 100	Attractive / Selective	UP	Elevated	High

The 2027 Opportunity Score is 69/100, placing Med Spa / Aesthetics in the Attractive / Selective band. The category scores very well on demand, revenue and scalability. It loses points because competition is significant, equipment can become capital intensive, state ownership and delegation rules vary widely, and injectable complications create clinical and reputational risk.

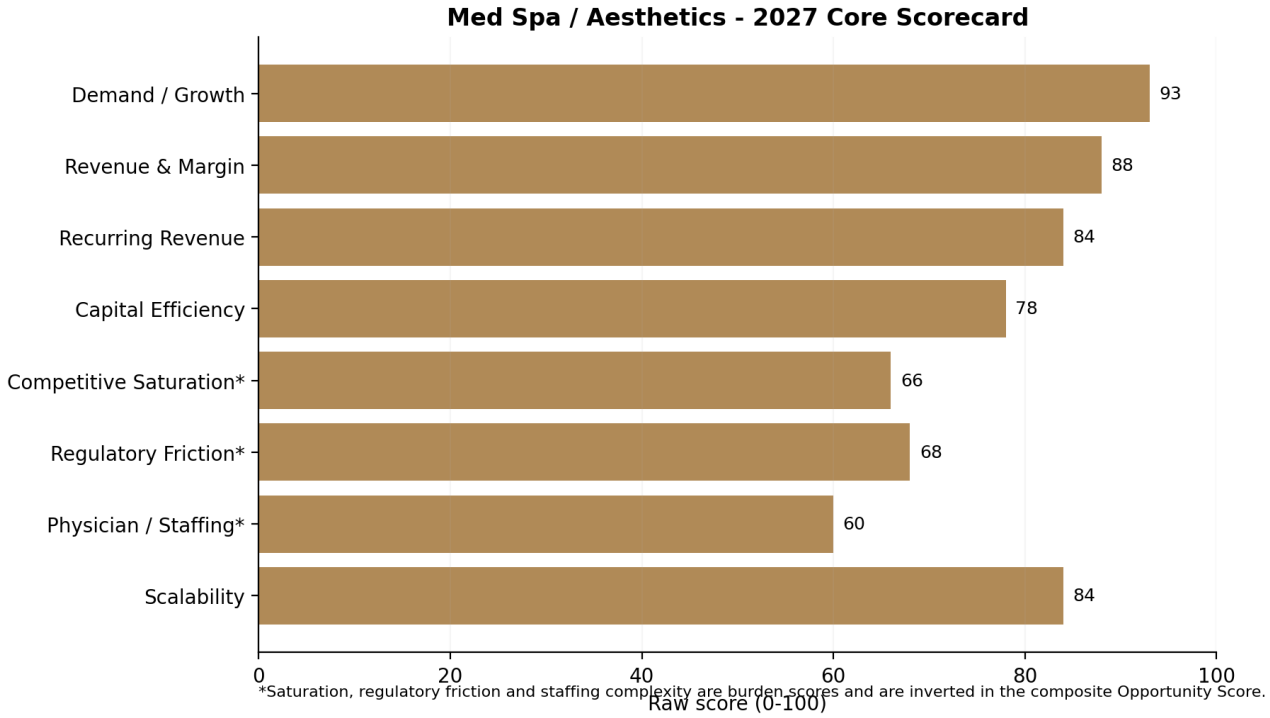

The score intentionally treats competitive saturation, regulatory friction and staffing complexity as burden variables. A booming consumer category does not receive a High Opportunity rating merely because appointment demand is strong; it must also be structurally defensible and operationally safe.

3. Core Scorecard

Demand / Growth Potential - 93

Consumer interest remains high, minimally invasive procedures remain mainstream, and aging demographics plus post-GLP-1 facial/body concerns create additional demand pathways.

Revenue & Margin Potential - 88

Injectables, skin services and selected device treatments can produce strong cash-pay economics. Average medical-spa revenue in AmSpa's 2024 industry report was approximately $1.40 million.

Recurring Revenue Potential - 84

Toxin, fillers, maintenance skin treatments and membership programs naturally create repeat visits, although provider loyalty and results heavily influence retention.

Startup Capital Efficiency - 78

An injectables-first practice can be relatively efficient. A device-heavy med spa can become capital intensive quickly through leases, service contracts, build-out and underutilized equipment.

Competitive Saturation - 66 burden

AmSpa reported 10,488 U.S. medical-spa locations in 2023, up from 8,899 in 2022. Competition now includes independents, chains, dermatology, plastic surgery, dental and wellness practices.

Regulatory Friction - 68 burden

Ownership, delegation and procedure rules are state-specific. Fillers can cause vascular emergencies, toxin is prescription-only, and regulators are actively addressing counterfeit and unapproved products.

Physician / Staffing Complexity - 60 burden

Results and safety depend heavily on injector competency, medical oversight, authentic product sourcing, emergency protocols and provider retention.

Scalability - 84

Multi-location groups are expanding, but successful scale requires standardization without losing local provider reputation or violating state-specific ownership and scope rules.

4. 2026 to 2027 Trend Direction

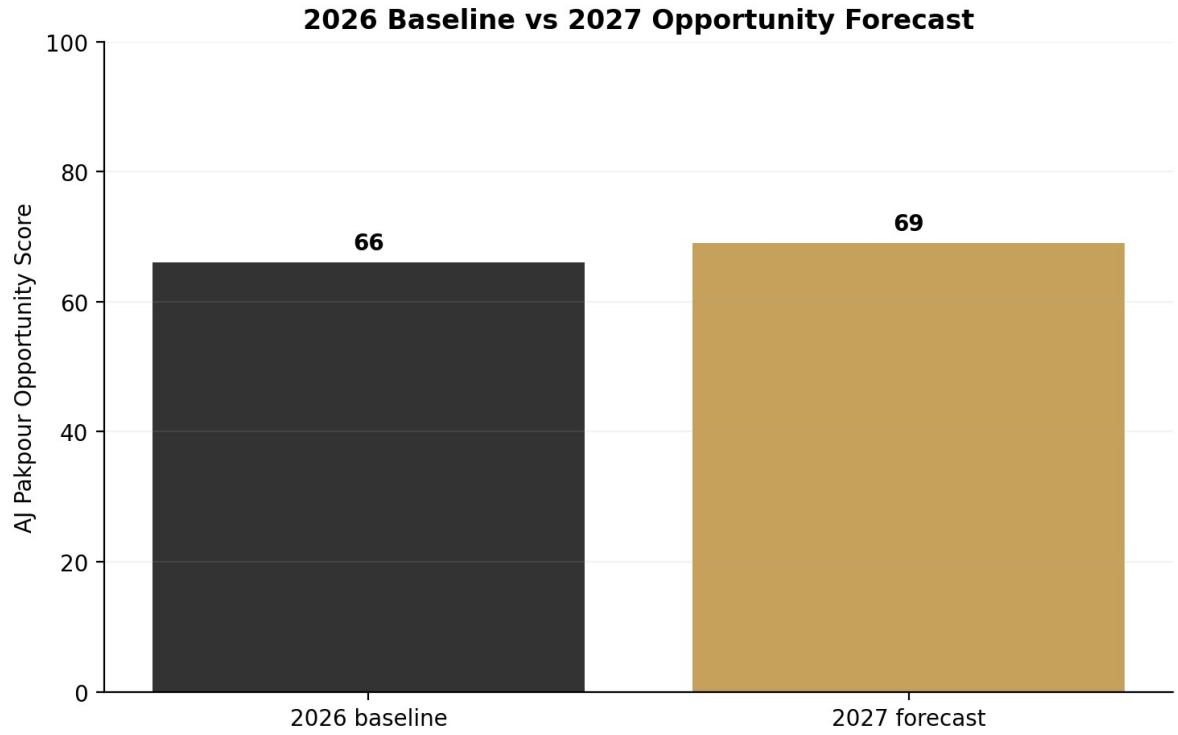

AJ FORECAST

2026 baseline: 66. 2027 forecast: 69. Direction: UP, with stronger demand offset by heavier competition and regulatory scrutiny.

The forecast is positive because aesthetics has remained resilient, injectables continue to dominate nonsurgical procedure demand, and the addressable patient pool is broadening. ASPS's 2025 report also notes a significant GLP-1 crossover effect: 82% of member surgeons reported consultation requests related to GLP-1 use, reflecting demand for facial and body restoration after substantial weight loss.

The increase is intentionally modest rather than explosive. More clinics are entering the market, state legislatures and boards continue to refine medical-spa rules, and consumer acquisition can become expensive in crowded local markets. The 2027 winner is not simply the clinic with the newest device; it is the one with a recognizable local brand, excellent clinicians, high rebooking and disciplined capital deployment.

5. Revenue Model

Revenue Layer	Examples	2027 Quality	Operator Note
Core injectables	Botulinum toxin, HA filler, biostimulatory injectables	High	Repeat-oriented and relatively light on fixed equipment.
Skin / resurfacing	Peels, microneedling, resurfacing, selected energy treatments	High	Useful for treatment-plan depth and retention.
Device procedures	Laser, IPL, hair removal, skin tightening, body contouring	Variable	Can be profitable but capital utilization must justify the equipment.
Membership / maintenance	Monthly or annual plans, treatment credits, skincare	High if disciplined	Can improve retention and smooth revenue seasonality.
Retail skincare	Professional skin-care products	Moderate	Ancillary margin and continuity, but not the primary moat.
Cross-service integration	Post-weight-loss restoration, longevity or wellness where appropriate	Moderate to High	Can increase LTV without forcing every patient into the same funnel.

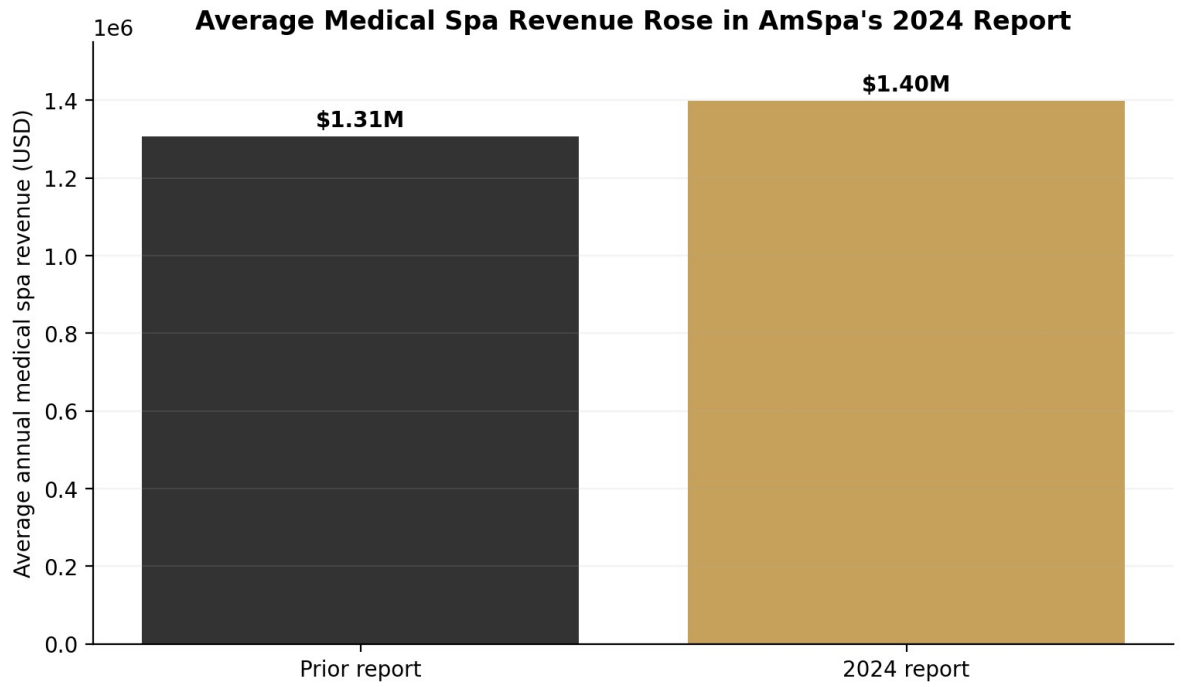

Source note: American Med Spa Association 2024 State of the Industry recap: average annual medical-spa revenue increased from $1,307,587 to $1,398,833.

REVENUE PRINCIPLE

The best med spa makes money from repeated trusted care. Do not make a six-figure device payment the reason your team has to sell a treatment.

6. Startup Profile

Dimension	Rating	2027 Interpretation
Capital intensity	Moderate	Injectables-first is manageable; multiple premium devices can push the business into high capital intensity.
Time to readiness	Moderate	Entity structure, medical oversight, staffing, training, malpractice, protocols and facility requirements must be resolved before launch.
Facility burden	Moderate	Treatment rooms, privacy, infection control, product storage and device safety matter.
Technology burden	Moderate	Scheduling, photography, consent, EMR, inventory, memberships, messaging and review management.
Inventory burden	Moderate	Toxin, fillers, skincare and consumables require authentic sourcing, expiration control and inventory discipline.
Working capital	Moderate to High	Build-out, payroll, inventory and marketing can create a meaningful cash runway requirement.
Clinical staffing	High importance	Injector skill and retention directly affect outcomes, referrals and revenue.
Vendor dependence	Moderate to High	Product manufacturers, authorized distributors, device vendors and service contracts can materially affect economics.

STARTUP PRINCIPLE

Open with the service mix you can sell, staff and deliver safely. Device debt is not a substitute for demand validation.

7. Regulatory Risk

Medical spas are medical businesses, but there is no single national med-spa ownership or delegation rule. State law controls entity structure, scope of practice, supervision and who may perform specific procedures. AmSpa's state-by-state legal summaries cover 50 states and emphasize that the answer can change materially across jurisdictions.

- Ownership / corporate practice: determine whether the medical entity must be physician-owned or otherwise professionally owned in the target state.
- Delegation and scope: toxin injection, filler injection, laser use and other procedures may have different professional-license and supervision requirements.
- Prescription products: botulinum toxin products are prescription drugs and FDA-approved products carry a boxed warning regarding distant spread of toxin effect.
- Dermal filler safety: accidental intravascular injection can cause tissue necrosis, visual impairment including blindness, and stroke.
- Product sourcing: purchase injectables only from authorized and legitimate channels. FDA and CDC have taken action related to counterfeit, unapproved and mishandled botulinum toxin.
- Emergency response: filler vascular-occlusion and serious toxin-event protocols must exist before the complication occurs.
- Advertising: outcome, safety and health-related claims should be truthful, non-misleading and adequately substantiated.

2025 ENFORCEMENT SIGNAL

FDA issued 18 warning letters in November 2025 to websites illegally marketing unapproved and misbranded botulinum toxin products.

CDC's 2024 investigation into counterfeit or mishandled botulinum toxin recorded 17 cases across nine states, with 13 hospitalizations. The commercial lesson is direct: product sourcing, injector licensure and setting are not administrative details. They are patient-safety and brand-survival issues.

8. Operational Complexity

Operating Function	Burden	Why It Matters
Medical ownership / oversight	High	State-specific entity and supervision structures must be correct.
Injector quality	High	Skill determines outcome quality, complication rate, referrals and patient loyalty.
Product sourcing	High	Counterfeit or gray-market toxin/filler can create catastrophic patient and regulatory exposure.
Inventory control	Moderate	High-value injectables, expiration dates and unit economics require discipline.
Complication readiness	High	Filler vascular occlusion and toxin adverse events require immediate protocols and escalation.
Device utilization	High if device-heavy	Low utilization turns expensive equipment into negative operating leverage.
Provider retention	High	Patients often follow the injector, making key-provider turnover a revenue risk.
Multi-state expansion	High	Ownership, delegation, supervision and laser rules may all change across state lines.

OPERATIONAL MOAT

A med spa with great clinicians, strong reviews, repeat patients and disciplined product/device economics is difficult to displace. A med spa built around discounts and one star injector is fragile.

9. Market Trend Graph

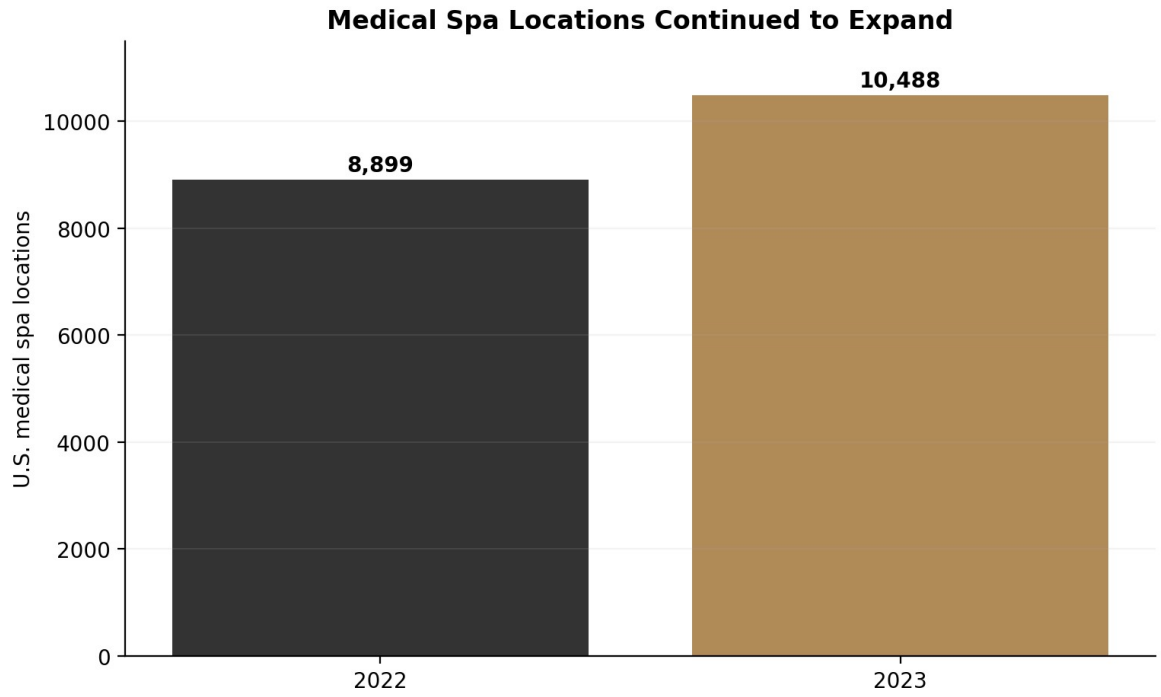

Source note: AmSpa 2024 industry report recap: U.S. medical-spa locations increased from 8,899 to 10,488.

The location count rose approximately 18% between the two reported periods. That is a powerful growth signal, but it is also a saturation signal. More locations mean more consumer awareness and a larger category, while simultaneously increasing competition for injectors, local search visibility, paid-media attention and patient loyalty.

ASPS data add a second trend signal. Neuromodulator procedures reached approximately 9.88 million in 2024, up 4% year over year, while HA filler procedures exceeded 5.3 million. The market is not dependent on one procedure, but injectables remain the economic anchor.

10. Opportunity vs Risk Position

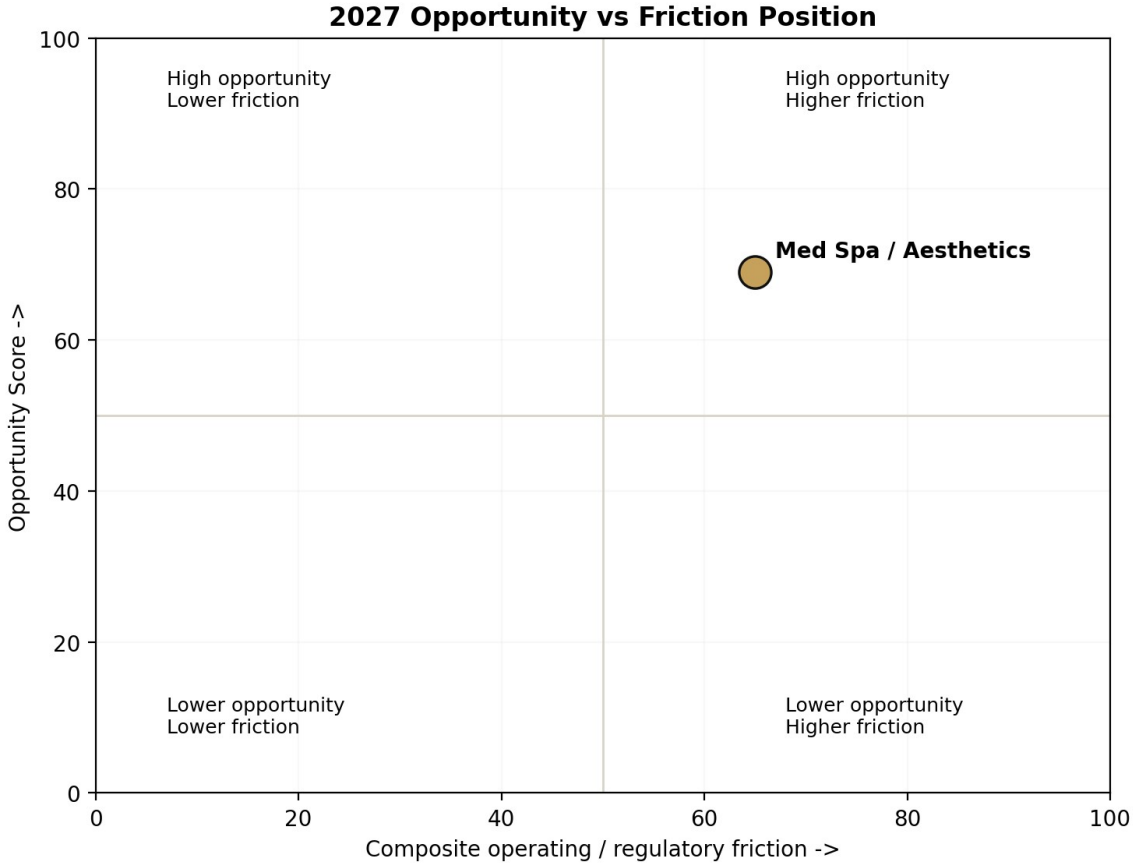

Med Spa / Aesthetics sits in the high-opportunity / higher-friction quadrant. Strong cash-pay demand and repeat procedure behavior support the opportunity score. State-by-state compliance, adverse-event risk, provider dependence and capital mistakes keep the friction score elevated.

WHAT MOVES THE POINT LEFT

Correct entity structure, conservative delegation, authentic sourcing, excellent injector training, emergency protocols and a light-capital service mix.

WHAT MOVES THE POINT DOWN

Device overleverage, bad reviews, provider turnover, counterfeit sourcing, price wars and weak local patient retention.

11. What Operators Get Wrong

They buy equipment before proving demand.

A lease payment does not create patients; underused devices create negative operating leverage.

They treat medical oversight as paperwork.

Ownership, delegation and supervision can determine whether the entire practice is structured correctly.

They hire a credential instead of a great injector.

Patients buy trust, technique and outcomes, not merely the provider's initials.

They compete on discounts.

Constant promotions train the market to wait for coupons and can destroy premium positioning.

They ignore product sourcing.

Counterfeit or unapproved toxin/filler can create severe patient harm and enforcement exposure.

They have no filler emergency plan.

Vascular occlusion is uncommon but potentially devastating; response must be immediate and rehearsed.

They fail to protect the local brand.

Reviews, provider reputation and consistent photography/outcomes are major conversion assets.

12. AJ Pakpour Operator Take

AJ PAKPOUR OPERATOR ANALYSIS

I still like med spas in 2027, but I would rather own a great injector with a loyal book of patients than a room full of expensive machines. The business is not Botox. The business is trust, repeat visits, the patient experience and the medical structure behind it. If you get the physician relationship wrong, the entity wrong, the injector wrong or the product source wrong, you can blow up a very good cash-pay model. I also would not chase every new device. Prove the demand first. The groups that can keep excellent providers, generate reviews, rebook patients and operate cleanly under state law are still going to make money. The groups running permanent discounts and financing five devices they barely use are going to feel the pressure.

This section is operator analysis and forecast, not a legal opinion or clinical guideline.

13. 12 to 24 Month Forecast

Next 12 months

Injectables and skin treatments remain resilient while local competition intensifies. Operators focus more heavily on memberships, rebooking, reviews, provider retention and device utilization. Post-GLP-1 facial and body concerns create an additional aesthetic demand channel.

Next 24 months

The market continues consolidating slowly around strong local brands and multi-location platforms. Medical-aesthetic services become more integrated with weight management, longevity and metabolic programs, but the best operators maintain clear clinical boundaries. State legislatures and licensing boards continue refining ownership, delegation and laser/injectable rules.

Scenario	What Happens	Operator Outcome	Probability View
Base case	Demand stays strong; competition rises; state rules continue evolving.	Well-run local brands and disciplined multi-site groups grow.	Most likely
Upside	Consumer spending remains resilient and GLP-1/longevity crossover expands LTV.	Premium practices increase rebooking and cross-service revenue.	Plausible
Downside	Economic pressure, enforcement or high-profile adverse events reduce discretionary demand.	Discount-heavy and overleveraged device models struggle.	Plausible

BIGGEST CATALYST

Persistent injectable demand plus aging demographics and GLP-1-related facial/body restoration.

BIGGEST THREAT

State enforcement, adverse outcomes, counterfeit product and expensive capital deployed into services without validated demand.

14. Best-Fit Operator

- Experienced aesthetic clinicians with strong patient retention and review history.
- Physician-backed groups with a compliant state-specific ownership and delegation structure.
- MSO / professional-entity operators that understand the separation between management and clinical control.
- Local brands able to combine injectables, skin and selected device services without overcapitalizing.
- Multi-location operators with standardized protocols, authentic sourcing and strong provider retention.
- Practices capable of integrating post-weight-loss aesthetics or longevity services without turning every patient into the same package.

Poor fit

- Operators that want to solve poor demand by buying another device.
- Businesses with unclear physician ownership, delegation or supervision.
- Clinics dependent on one injector with no retention or succession plan.
- Groups competing primarily on coupons and deep discounts.
- Teams without emergency protocols for filler or toxin complications.

15. Red Flags

Red Flag	Why It Matters
Unclear ownership structure	State corporate-practice and professional-entity rules can invalidate the business model.
Unclear injector scope / delegation	Who may inject or fire a device varies by jurisdiction.
Counterfeit or gray-market product	Creates patient-safety, licensure, FDA and brand risk.
No vascular-occlusion protocol	Filler complications can be time-sensitive and devastating.
Device overleverage	Large monthly payments can force inappropriate selling and destroy cash flow.
Discount dependence	Weakens positioning and attracts low-loyalty demand.
Single-provider concentration	If the injector leaves, the patient book may leave too.

16. Confidence Rating

CONFIDENCE: HIGH

Confidence is high that demand for minimally invasive aesthetics remains strong, that med-spa supply is expanding and that provider reputation materially affects consumer choice. Confidence is also high that filler and toxin safety require medical-grade governance. Exact state-level rules and legislative changes remain dynamic, so individual state expansion decisions require current legal review.

What would change the score materially

- A significant consumer-spending contraction in discretionary aesthetics.
- Major state-level tightening or liberalization of ownership, delegation or laser rules.
- A large change in neuromodulator/filler pricing or manufacturer economics.
- Evidence that medical-spa location growth materially slows or accelerates.
- Large-scale consolidation that changes injector compensation and local competition.
- A major safety or counterfeit-product event that changes consumer trust.

17. Final Verdict

2027 Score	Rating	Momentum	Risk	Confidence
69 / 100	**Attractive / Selective**	**UP**	**Elevated**	**High**

FINAL VERDICT

69/100 - ATTRACTIVE / SELECTIVE. Med Spa / Aesthetics remains a strong 2027 cash-pay medical business with durable consumer demand, repeat procedure behavior and meaningful scalability. It does not score higher because state regulation is fragmented, competition is significant, injector quality is mission-critical and device-heavy operators can destroy capital quickly. The best opportunity is a trusted clinical brand with excellent injectors, disciplined service selection, high rebooking and a legally sound medical structure.

The central strategic rule is simple: build the patient book before you build the equipment list. The med spa with the strongest medical structure, clinicians and reputation is more defensible than the med spa with the most machines.

Sources & Evidence Register

MSA-E01 ASDS - 2025 Consumer Survey on Cosmetic Dermatologic Procedures
https://www.asds.net/medical-professionals/practice-resources/consumer-survey-on-cosmetic-dermatologic-procedures

MSA-E02 ASPS - Plastic Surgery Statistics 2025
https://www.plasticsurgery.org/plastic-surgery-statistics

MSA-E03 ASPS - 2025 GLP-1 consultation trend
https://www.plasticsurgery.org/plastic-surgery-statistics

MSA-E04 AmSpa - 2024 Medical Spa State of the Industry Executive Report Recap
https://www.americanmedspa.org/news/2024-medical-spa-state-of-the-industry-executive-report-recap/

MSA-E05 ASPS - 2024 Plastic Surgery Statistics Report
https://www.plasticsurgery.org/documents/News/Statistics/2024/plastic-surgery-statistics-report-2024.pdf

MSA-E06 ASPS - 2024 Minimally Invasive Procedure Trends
https://www.plasticsurgery.org/documents/News/Statistics/2024/plastic-surgery-statistics-report-2024.pdf

MSA-E08 AmSpa - Industry fragmentation and multi-location growth
https://www.americanmedspa.org/news/2024-medical-spa-state-of-the-industry-executive-report-recap/

MSA-E09 AmSpa / ByrdAdatto - Medical Spa Laws State by State
https://www.americanmedspa.org/med-spa-laws/

MSA-E10 FDA - Dermal Fillers (Soft Tissue Fillers)
https://www.fda.gov/medical-devices/aesthetic-cosmetic-devices/dermal-fillers-soft-tissue-fillers

MSA-E11 FDA - BOTOX Cosmetic Prescribing Information
https://www.accessdata.fda.gov/drugsatfda_docs/label/2024/103000s5316s5319s5323s5326s5331lbl.pdf

MSA-E12 FDA - Warning Letters for Illegal Marketing of Botox and Related Products
https://www.fda.gov/news-events/press-announcements/fda-warns-companies-over-illegal-marketing-botox-and-related-products

MSA-E13 CDC - Harmful Reactions Linked to Counterfeit Botox or Mishandled Botulinum Toxin
https://www.cdc.gov/botulism/outbreaks/harmful-reactions-botox-injections/

MSA-E14 FTC - Health Products Compliance Guidance
https://www.ftc.gov/business-guidance/resources/health-products-compliance-guidance

Methodology Note

The AJ Pakpour Opportunity Score is a proprietary comparative framework for this report. It is not a clinical guideline, investment recommendation, valuation model or government score. Scores combine eight standardized factors. Saturation, regulatory friction and physician/staffing complexity are burden variables and are inverted in the composite calculation. Forecast statements are explicitly labeled as AJ Pakpour analysis or forecast.

Legal / Clinical Disclaimer

This report is educational business analysis. It is not legal advice, medical advice, tax advice or a substitute for state-specific counsel, medical-board guidance, clinical judgment or regulatory analysis. Ownership, delegation, supervision, device, injectable and facility requirements can change after the research cutoff.

AJ PAKPOUR

CLINIC MARKET INTELLIGENCE REPORT 2027

CATEGORY 04

IV THERAPY / WELLNESS

2027 Score	Rating	Momentum	Risk	Confidence
59 / 100	Caution / Selective	COOLING	Elevated	Moderate

Research cutoff: October 15, 2026 | 2027 Edition

1. Business Model Overview

Elective IV hydration has become a visible consumer-wellness service delivered through IV bars, med spas, mobile services, concierge practices and longevity clinics. Its commercial appeal is easy to understand: sessions are cash-pay, equipment costs can be modest, mobile delivery is possible, and consumers are familiar with rapid hydration and nutrient infusion.

The 2027 problem is that commercialization has grown faster than the evidence base and faster than regulatory standardization. A 2025 JAMA Internal Medicine national study found major variation in state oversight and facility practices. It identified widespread beneficial-use claims, limited citation of evidence and inconsistent disclosure of risks. At the same time, FDA actions in 2026 around injectable glutathione and prior warnings involving NAD+ illustrate that sterile-product sourcing can become a direct patient-safety and business-continuity problem.

For this report, the category covers elective outpatient IV hydration and wellness infusions, including saline/electrolytes, vitamins, minerals, glutathione, NAD+ and other compounded or commercially available ingredients when lawfully prescribed and sourced. It does not include hospital infusion services or medically necessary specialty infusion centers, which have very different reimbursement, acuity and infrastructure.

CORE THESIS

IV therapy can work as an ancillary service inside a broader medical platform. As a standalone commodity business, the moat is weak and the sterile-product, claim-substantiation and state-law burden is too high to ignore.

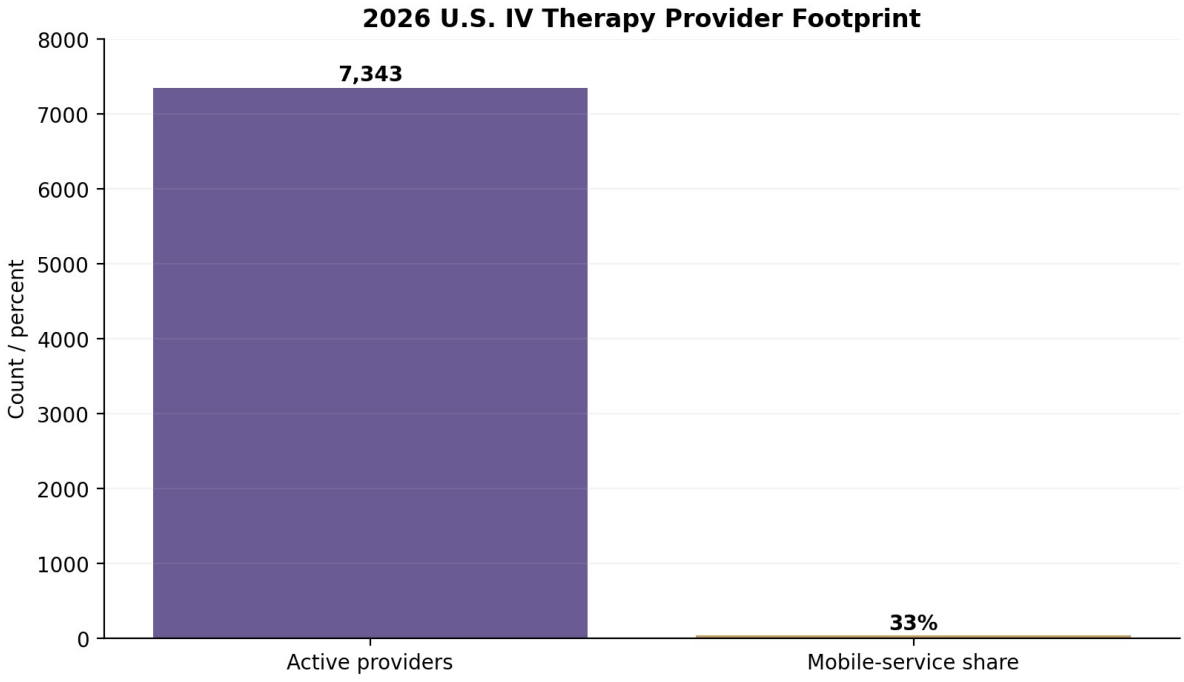

Source note: The IV Directory 2026 industry census reports 7,343 active U.S. providers, 33% offering mobile service and an average listed session price of $156. This is industry-directory data, not a government census.

2. 2027 Opportunity Score

2027 Score	Rating	Momentum	Risk	Confidence
59 / 100	Caution / Selective	COOLING	Elevated	Moderate

The 2027 Opportunity Score is 59/100, placing IV Therapy / Wellness in the Caution / Selective band. Demand and convenience remain meaningful, and startup capital can be reasonable. The score is pulled down by limited differentiation, less durable recurrence than chronic-care models, state-by-state rules, sterile-product risk and the weak evidence supporting many consumer wellness claims.

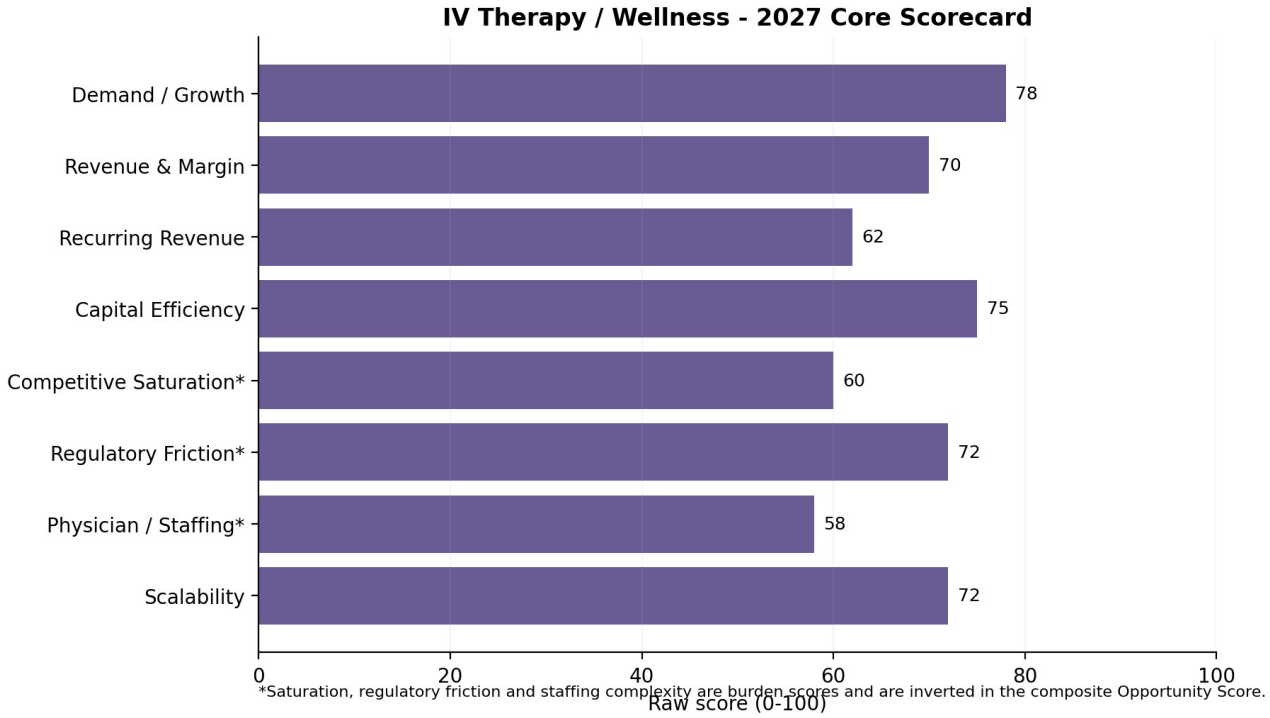

The score is intentionally lower than GLP-1, TRT and aesthetics. Those models have stronger chronic-care or repeat-procedure economics. IV hydration can still generate cash, but the report separates 'popular service' from 'high-quality standalone business model.'

3. Core Scorecard

Demand / Growth Potential - 78

National availability and consumer familiarity are high, but much demand is discretionary and linked to wellness, convenience, travel, hangover, athletic or lifestyle use rather than a chronic medical need.

Revenue & Margin Potential - 70

Session pricing can support attractive gross margins, especially in established clinics, but licensed labor, supplies, medical oversight, marketing and travel time for mobile services materially affect net economics.

Recurring Revenue Potential - 62

Memberships and repeat users exist, but recurrence is weaker and less clinically anchored than obesity medicine or TRT. Many consumers use IV therapy episodically.

Startup Capital Efficiency - 75

The service can launch without expensive aesthetic devices, but still requires infusion equipment, emergency supplies, appropriate storage, licensed clinical staff and reliable sterile-product sourcing.

Competitive Saturation - 60 burden

The service is easy to copy. Thousands of providers operate nationally and mobile models increase local competitive density.

Regulatory Friction - 72 burden

State oversight varies, sterile compounding standards matter, ingredients and sourcing can create FDA exposure, and aggressive wellness claims can create FTC risk.

Physician / Staffing Complexity - 58 burden

IV access, patient screening, drug selection, adverse-event response, supervision/delegation and sterile technique require real clinical infrastructure.

Scalability - 72

Mobile and multi-site services can scale, but staffing, state law, medical oversight and sterile-product logistics make expansion less frictionless than pure telehealth.

4. 2026 to 2027 Trend Direction

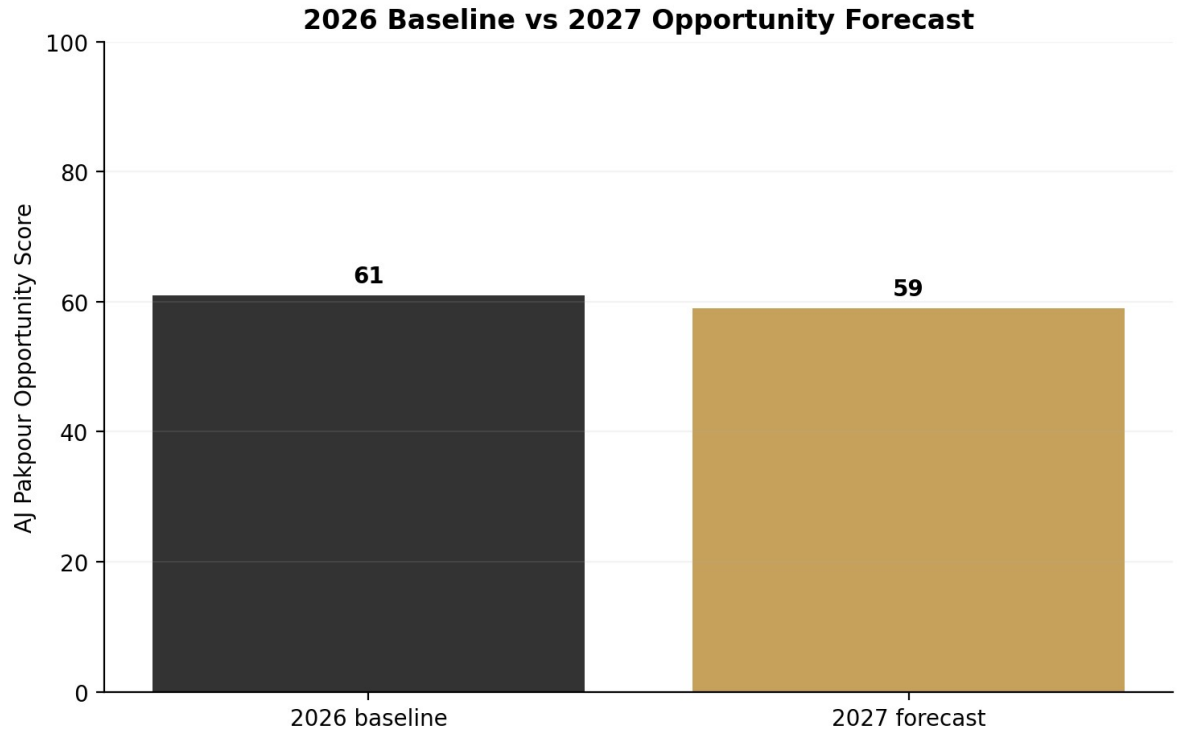

AJ FORECAST

2026 baseline: 61. 2027 forecast: 59. Direction: COOLING as a standalone business, even if total consumer spending and provider count continue to grow.

This is an important distinction. A category can keep growing while becoming less attractive to a new operator. More providers, more mobile competition and more consumer awareness expand the market, but they also reduce differentiation. The 2025 JAMA study and the FDA's 2026 injectable-product actions increase the amount of clinical governance required to operate responsibly.

The most resilient 2027 model is not a one-product IV bar. It is an established medical or wellness business that can add hydration selectively, share overhead, cross-sell appropriately and maintain strong sourcing and emergency protocols.

5. Revenue Model

Revenue Layer	Examples	2027 Quality	Operator Note
Per-infusion cash pay	Hydration, electrolyte, vitamin/mineral protocols	Moderate	Simple, but price competition is common.
Membership	Monthly credits, preferred pricing, recurring access	Moderate	Can smooth revenue, but must match actual repeat behavior.
Mobile / concierge fee	Home, hotel, event or workplace service	Moderate to High	Convenience premium must exceed travel and staffing inefficiency.
Injection add-ons	Selected IM injections where lawful/appropriate	Moderate	Operationally efficient but still requires evidence-based claims.
Cross-service revenue	Med spa, primary care, longevity, weight-management services	High as ancillary	Often the strongest use of IV therapy: support a broader patient relationship.
Medically indicated infusions	Protocol-driven clinical therapy	Potentially High	Different model; payer, drug and acuity requirements may change substantially.

REVENUE PRINCIPLE

IV therapy is stronger when it shares rent, staff, marketing and patient acquisition with a broader medical business. A standalone drip bar has to make every visit carry the entire overhead.

6. Startup Profile

Dimension	Rating	2027 Interpretation
Capital intensity	Moderate	Lower than laser-heavy aesthetics, higher than pure telehealth.
Time to readiness	Moderate	Entity, medical oversight, protocols, nurse staffing, pharmacy/supplier and emergency planning must be established.
Facility burden	Low to Moderate	Chair/recliner space, privacy, clean storage, infection-control and emergency access are needed.
Technology burden	Low to Moderate	Scheduling, consent, EMR/medical documentation, payments and messaging.
Inventory burden	Moderate	Fluids, tubing, supplies, injectable ingredients and compounded products require lot/expiry discipline.
Working capital	Moderate	Clinical payroll, marketing and inventory create cash needs despite modest equipment spend.
Clinical staffing	Moderate to High	Nurses or other authorized clinicians are central to throughput and safety.
Vendor dependence	High	Pharmacy and ingredient quality can become a direct operational and liability risk.

STARTUP PRINCIPLE

The chair is cheap. The clinical infrastructure is not. Do not confuse low equipment cost with low operating risk.

7. Regulatory Risk

IV therapy combines several risk layers at once: medical-practice rules, delegation/scope rules, sterile-drug quality, ingredient sourcing, prescribing, mobile-care logistics and health-claim advertising. The regulatory environment is fragmented rather than absent.

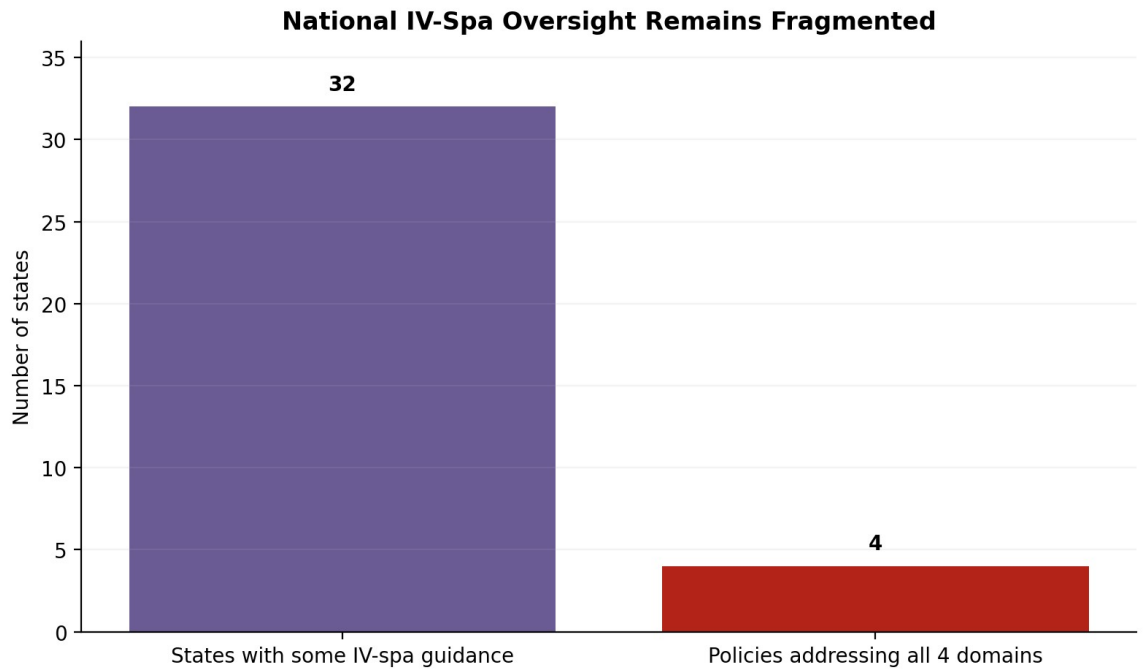

Source note: JAMA Internal Medicine national study: 32 states had issued some IV-hydration-spa guidance as of June 2024, but only four state policies addressed all four examined domains: governance, prescriber credentials, dispensing and compounding.

- State structure: ownership, medical evaluation, prescriber credentials, RN/LPN delegation and supervision can vary materially by jurisdiction.
- Sterile compounding: USP <797> establishes standards for compounded sterile preparations; clinics should understand whether products are commercially manufactured, 503A-compounded or sourced from 503B outsourcing facilities.
- Ingredient suitability: FDA has warned against using food-grade NAD+ and dietary-supplement-grade glutathione to compound sterile injectables.
- Product-quality risk: 2026 recalls involving glutathione and Myer's Cocktail show that a standard wellness menu can be directly affected by endotoxin/sterility problems.
- Claims: 'detox,' 'boost immunity,' disease-treatment and similar objective claims require appropriate substantiation; FTC has previously brought enforcement against an IV-cocktail marketer.
- Emergency response: hypersensitivity, infiltration/extravasation, infection, fluid-related complications and product reactions require screening and escalation procedures.
- Mobile therapy: the patient's location does not eliminate applicable medical, prescribing, recordkeeping or supervision rules.

2026 SOURCING SIGNAL

FDA reported at least 30 patients with adverse events after IV glutathione and warned compounders not to use dietary-supplement-grade glutathione for injectable drugs.

8. Operational Complexity

Operating Function	Burden	Why It Matters
Patient evaluation	Moderate to High	Not every consumer is an appropriate candidate for IV fluids or additives.
IV access / nursing	High importance	Throughput and safety depend on competent venous access and monitoring.
Product sourcing	High	Ingredient grade, pharmacy quality and lot traceability can create systemwide risk.
Storage / inventory	Moderate	Injectables, fluids, refrigeration where required, expirations and recalls must be managed.
Emergency readiness	High	Clinics need immediate protocols, supplies and escalation capability.
Claim review	Moderate to High	Wellness marketing frequently outruns the evidence.
Mobile logistics	High if mobile	Drive time, travel radius, clinician utilization and supplies can erode margin.
Multi-state expansion	High	State supervision/delegation and corporate-practice rules create nonuniform expansion.

OPERATIONAL MOAT

If IV therapy is the product, competitors can copy it. If the product is a trusted medical relationship with safe sourcing, excellent staff and integrated care, the business is more defensible.

9. Market Trend Graph

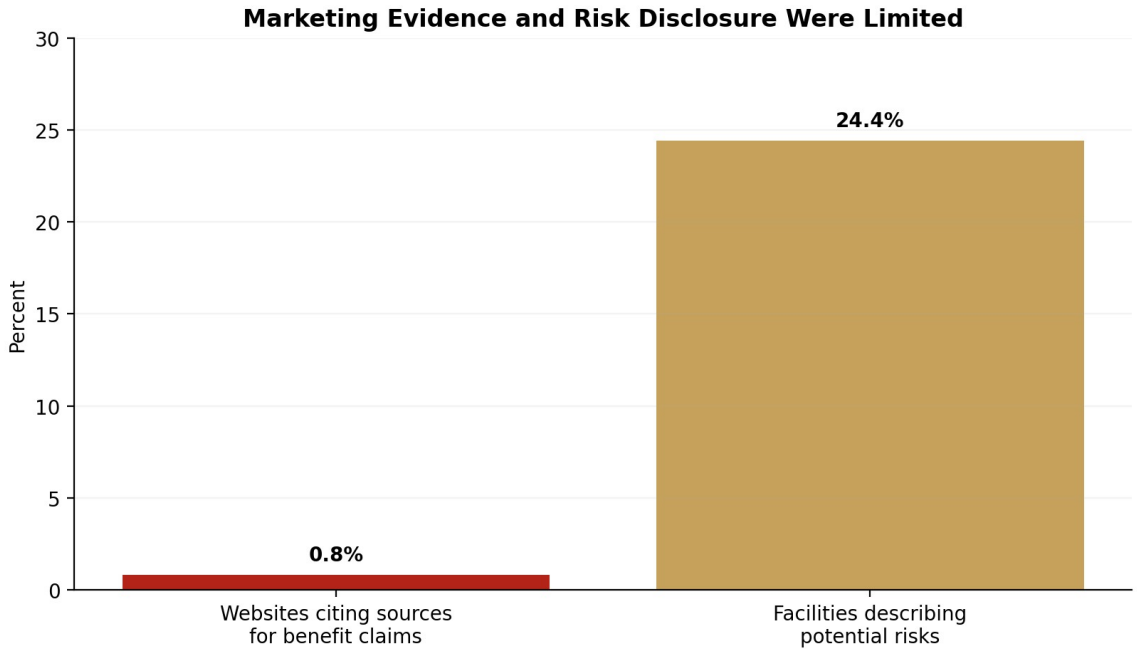

Source note: JAMA Internal Medicine 2025: among 255 reviewed IV-spa websites, all made beneficial-use claims and only two cited sources; among 87 secret-shopper calls, 24.4% described potential risks.

The most important trend is not merely provider growth. It is the mismatch between rapid commercialization and inconsistent clinical governance. The national study found widespread claims, limited source citation and inconsistent pre-treatment professional consultation. That creates a 2027 opportunity for better operators, but it also raises the regulatory floor for the category.

Third-party commercial estimates continue to forecast market growth, and industry directories show a large provider footprint. This report treats those commercial forecasts as directional, not as equivalent to government utilization data.

10. Opportunity vs Risk Position



IV Therapy / Wellness occupies a moderate-opportunity / elevated-friction position. It can be profitable, particularly as an ancillary service, but the standalone model has lower recurring strength and weaker differentiation than the leading categories in this report.

WHAT MOVES THE POINT LEFT

State-specific medical structure, conservative claims, commercially manufactured or high-quality compliant sterile sourcing, strong screening and emergency protocols.

WHAT MOVES THE POINT DOWN

Commodity menus, membership churn, travel inefficiency, unsupported wellness claims, pharmacy recalls and local price competition.

11. What Operators Get Wrong

They market before they validate the claim.

Wellness language can sound harmless while still communicating an objective health claim that requires substantiation.

They treat IV therapy as nonmedical.

A needle, sterile injectable product and medical screening do not become retail simply because the room looks like a spa.

They outsource the pharmacy problem mentally.

The clinic remains exposed when its supplier has a sterility, endotoxin or ingredient-grade problem.

They confuse membership signups with retention.

A recurring subscription only works if patients actually value repeated treatment enough to stay.

They build mobile routes without route economics.

Clinician drive time can destroy margins even when the ticket price looks attractive.

They make every patient fit a drip menu.

Good clinical screening means some patients should not receive a requested infusion.

They launch as a standalone commodity.

The same menu is easy for another clinic to copy.

12. AJ Pakpour Operator Take

AJ PAKPOUR OPERATOR ANALYSIS

I do not hate IV therapy. I just would not build my entire 2027 medical business around a bag of saline and a vitamin menu. It is too easy to copy, the patient does not have to stay with you, and the sourcing side can turn into a real problem fast. I like it a lot more inside an existing med spa, concierge practice, longevity clinic or medical office where the patient already has a reason to trust you and the overhead is shared. The other thing operators get wrong is the marketing. If you are selling detox, immunity, hangover cures and disease claims, you had better know what evidence actually supports the language. My preference is simple: use IV as an ancillary service, run it like medicine and never let a pharmacy or ingredient problem become something you did not know about.

This section is operator analysis and forecast, not a clinical guideline or legal opinion.

13. 12 to 24 Month Forecast

Next 12 months

Consumer interest remains visible and mobile/concierge services continue to appeal to convenience-oriented patients. At the same time, 2026 FDA activity around injectable glutathione raises awareness of ingredient-grade and endotoxin risk. Better operators increasingly document sourcing, limit aggressive claims and standardize emergency protocols.

Next 24 months

Standalone IV bars face consolidation and margin pressure in crowded markets. The stronger version becomes an ancillary within med spa, concierge, longevity, recovery, primary-care or selected medically indicated infusion platforms. State rules become clearer in more jurisdictions, raising compliance expectations even where the legal environment was previously ambiguous.

Scenario	What Happens	Operator Outcome	Probability View
Base case	Demand persists but saturation and governance costs increase.	Integrated clinics outperform standalone commodity IV bars.	Most likely
Upside	Clearer state rules and stronger evidence for selected protocols improve trust.	Premium medical/wellness brands gain repeat utilization.	Plausible
Downside	More adverse events, recalls or deceptive-claim enforcement reduce consumer confidence.	Weakly governed IV bars close or consolidate.	Plausible

BIGGEST CATALYST

Convenience demand plus successful integration into established medical, med-spa and longevity platforms.

BIGGEST THREAT

Sterile-product quality failures and unsupported health claims in a low-differentiation category.

14. Best-Fit Operator

- Existing med spas adding IV therapy without making it the sole business thesis.
- Concierge and primary-care practices with appropriate clinical evaluation and follow-up.
- Longevity/wellness clinics with conservative claims and strong sourcing controls.
- Mobile medical operators with dense routes, high clinician utilization and clear state supervision rules.
- Practices with pharmacy/vendor diligence, lot tracking and recall workflows.
- Operators able to share acquisition, rent and staff costs across multiple legitimate services.

Poor fit

- A new operator whose only differentiation is a branded drip menu.
- Teams that want to make broad detox, immunity or disease claims.
- Businesses without clear clinician/prescriber responsibility.
- Operators buying compounded injectables without understanding source/grade and pharmacy quality.
- Mobile concepts with wide travel radiuses and no route-density economics.

15. Red Flags

Red Flag	Why It Matters
Unsupported disease or wellness claims	Creates FTC/FDA and consumer-protection exposure.
Dietary- or food-grade injectable ingredients	FDA has specifically warned about this for glutathione and NAD+.
No documented pre-treatment evaluation	IV therapy is medical care, not a self-serve retail product.
Unclear delegation / supervision	State rules can determine who may assess, order and administer therapy.
No adverse-event or emergency protocol	Infusion reactions and complications require immediate action.
Single-pharmacy dependence	A recall or quality event can stop the service line overnight.
Weak route economics in mobile care	Drive time and idle clinician hours can erase apparent gross margin.

16. Confidence Rating

CONFIDENCE: MODERATE

Confidence is high that regulatory oversight is fragmented, claims are often weakly substantiated and sterile-product quality is a real risk. Confidence is also high that the category has a substantial national provider footprint. The overall forecast remains Moderate because national revenue, persistence and utilization data are less standardized than in prescription-driven chronic-care categories.

What would change the score materially

- New state statutes or board rules that materially standardize IV-clinic governance.
- Stronger randomized evidence supporting commonly marketed wellness protocols.
- Additional FDA recalls or adverse-event alerts involving high-volume IV ingredients.
- Meaningful shifts in saline or sterile-product supply and pricing.
- Evidence of higher or lower consumer repeat utilization than current industry estimates imply.
- Large-scale consolidation that changes pricing and local competition.

17. Final Verdict

2027 Score	Rating	Momentum	Risk	Confidence
59 / 100	**Caution / Selective**	**COOLING**	**Elevated**	**Moderate**

FINAL VERDICT

59/100 - CAUTION / SELECTIVE. IV Therapy / Wellness remains a viable cash-pay service, but it is a weaker standalone 2027 thesis than GLP-1, TRT or medical aesthetics. Demand and convenience are real. The moat is not. State oversight is inconsistent, many common claims have limited support, and sterile-product sourcing can create serious safety and business risk. The best use case is a disciplined ancillary service inside a broader medical platform.

The central strategic rule is simple: do not build a company around the drip. Build a medical business that can use IV therapy selectively, safely and profitably.

Sources & Evidence Register

IV-E01 JAMA Internal Medicine - State Policies and Facility Practices of IV Hydration Spas in the US
https://jamanetwork.com/journals/jamainternalmedicine/fullarticle/2839844

IV-E02 PubMed - State Policies and Facility Practices of IV Hydration Spas in the US
https://pubmed.ncbi.nlm.nih.gov/41051745/

IV-E03 The IV Directory - State of IV Therapy in America: 2026
https://theivdirectory.com/report/2026

IV-E04 Grand View Research - IV Hydration Therapy Market Report 2026-2033
https://www.grandviewresearch.com/industry-analysis/iv-hydration-therapy-market-report

IV-E06 USP - General Chapter <797> Pharmaceutical Compounding - Sterile Preparations
https://doi.usp.org/USPNF/USPNF_M99925_09_01.html

IV-E07 American Med Spa Association - IV Therapy Resources
https://www.americanmedspa.org/iv-therapy/

IV-E08 FDA - Ingredients Suitable for Sterile Compounding / NAD+
https://www.fda.gov/drugs/human-drug-compounding/fda-reminds-compounders-use-ingredients-suitable-sterile-compounding

IV-E09 FDA - Do Not Use Dietary Supplement Grade Glutathione for Injectables
https://www.fda.gov/drugs/human-drug-compounding/fda-reminds-compounders-not-use-dietary-supplement-grade-glutathione-injectables

IV-E10 FDA - Centric Compounding Recall: Glutathione, Myers Cocktail, Tri-Immune
https://www.fda.gov/safety/recalls-market-withdrawals-safety-alerts/centric-compounding-issues-nationwide-recall-glutathione-myers-cocktail-and-tri-immune-boost-due

IV-E11 FTC - First Action Targeting IV Cocktail Therapy Marketer
https://www.ftc.gov/news-events/news/press-releases/2018/09/ftc-brings-first-ever-action-targeting-iv-cocktail-therapy-marketer

IV-E12 AmSpa - Update to Laws Regarding IV Therapy in Medical Spas
https://www.americanmedspa.org/news/update-to-laws-regarding-iv-therapy-in-medical-spas/

IV-E13 FTC - Health Products Compliance Guidance
https://www.ftc.gov/business-guidance/resources/health-products-compliance-guidance

IV-E14 FDA - Compounding Risk Alerts
https://www.fda.gov/drugs/human-drug-compounding/compounding-risk-alerts

Methodology Note

The AJ Pakpour Opportunity Score is a proprietary comparative framework for this report. It is not a clinical guideline, investment recommendation, valuation model or government score. Scores combine eight standardized factors. Saturation, regulatory friction and physician/staffing complexity are burden variables and are inverted in the composite calculation. Forecast statements are explicitly labeled as AJ Pakpour analysis or forecast.

Legal / Clinical Disclaimer

This report is educational business analysis. It is not legal advice, medical advice, tax advice or a substitute for state-specific counsel, pharmacy review, clinical judgment or regulatory analysis. IV therapy requirements, ingredient status, pharmacy quality information and state rules can change after the research cutoff.

AJ PAKPOUR

CLINIC MARKET INTELLIGENCE REPORT 2027

CATEGORY 05

TELEHEALTH / VIRTUAL MEDICAL INTEGRATION

2027 Score	Rating	Momentum	Risk	Confidence
74 / 100	Attractive / Selective	UP	Moderate	High

Research cutoff: October 15, 2026 | 2027 Edition

1. Business Model Overview

Telehealth is no longer a temporary pandemic workaround. It is now an operating layer of American medicine. The opportunity entering 2027 extends beyond direct-to-consumer video visits into hybrid care, specialty programs, chronic-disease management, behavioral health, remote monitoring, medical-director coverage, collaborating and supervising physician relationships, virtual supervision and distributed prescriber networks.

AMA's physician-practice data show why the category remains structurally important: 71.4% of physicians reported using telehealth in 2024, compared with 25.1% in 2018. Usage came down from the emergency-era peak of 79% in 2020, but it did not collapse. Instead, virtual care settled into routine clinical operations.

The policy environment also improved for 2027. Federal legislation extended many Medicare telehealth flexibilities through December 31, 2027. CMS separately made virtual direct supervision permanent for many applicable services beginning in 2026. Those changes support a broader virtual-medical-integration thesis even as cross-state licensure and controlled-substance prescribing remain important constraints.

CORE THESIS

The strongest 2027 telehealth company is not a video-call company. It is a distributed medical operating system that combines licensed clinicians, state coverage, protocols, prescribing, documentation, escalation and continuity.

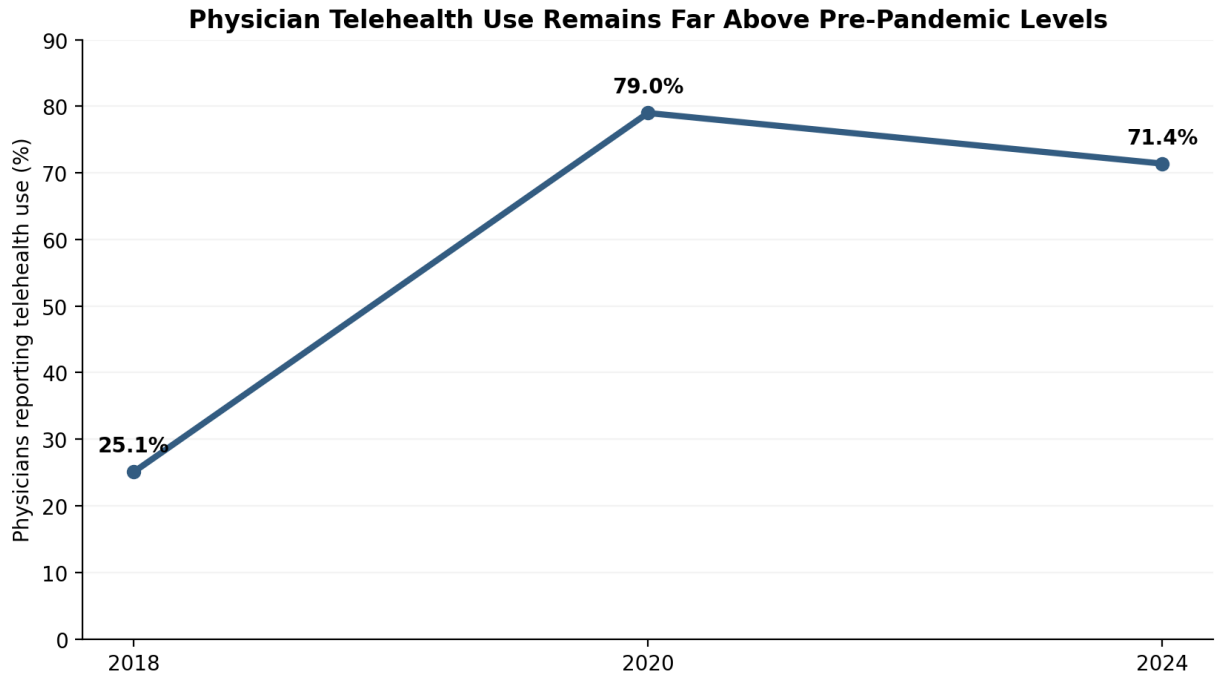

Source note: AMA physician-practice survey: telehealth use rose from 25.1% in 2018 to 79.0% in 2020 and remained 71.4% in 2024.

2. 2027 Opportunity Score

2027 Score	Rating	Momentum	Risk	Confidence
74 / 100	Attractive / Selective	UP	Moderate	High

The 2027 Opportunity Score is 74/100, placing Telehealth / Virtual Medical Integration in the Attractive / Selective band and near the upper tier of the report. The model scores exceptionally well on capital efficiency and scalability, and it retains strong demand and recurring-care potential. It loses points primarily because of competitive saturation, state licensure complexity, prescribing rules, payer policy, fraud scrutiny and the need for a robust clinical escalation system.

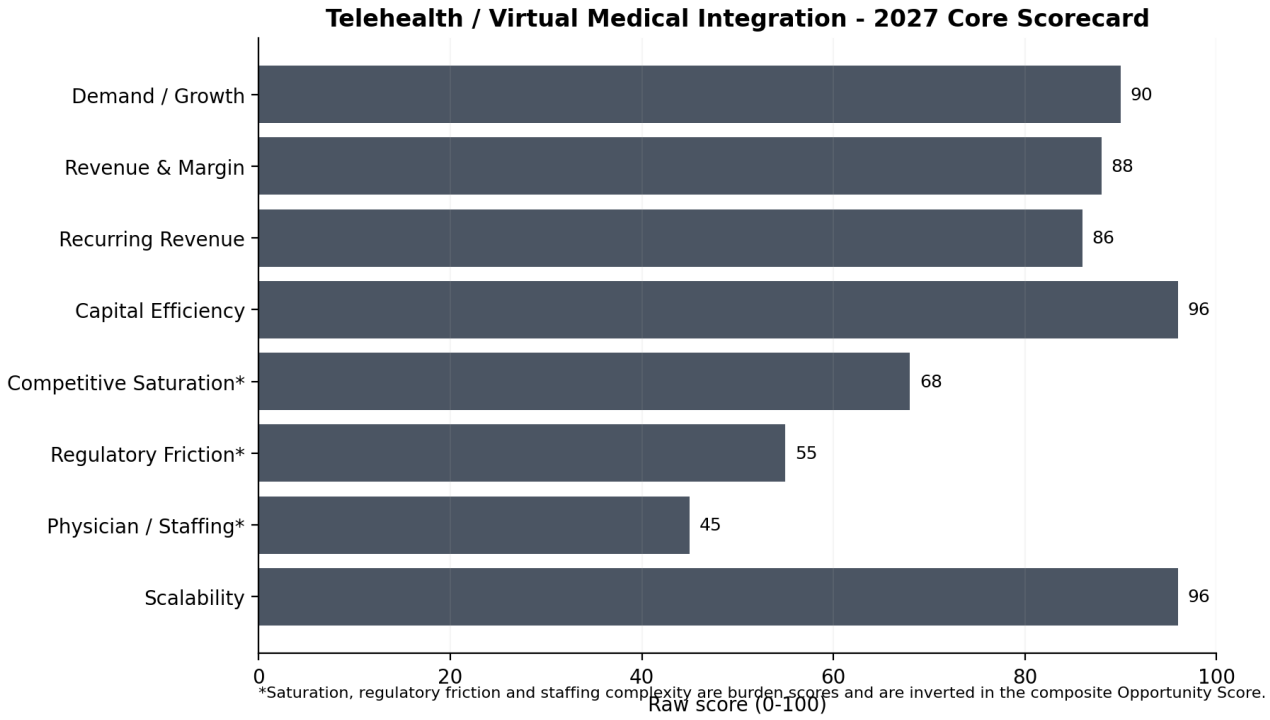

The score deliberately avoids treating telehealth as one business. A low-complexity virtual follow-up visit, a national psychiatry platform, a controlled-substance men's-health program, an RPM company and a B2B physician-integration network can have very different economics and regulatory profiles. The rating reflects the platform opportunity, not a guarantee that every virtual specialty is equally attractive.

3. Core Scorecard

Demand / Growth Potential - 90

Physician adoption remains far above pre-pandemic levels, Medicare access remains broad through 2027 and many specialties have normalized virtual encounters as part of routine care.

Revenue & Margin Potential - 88

Telehealth can support cash-pay specialty care, fee-for-service E/M, behavioral health, chronic-care management, remote monitoring and B2B medical infrastructure. Economics are strongest when virtual care is connected to a recurring clinical pathway.

Recurring Revenue Potential - 86

Chronic disease, mental health, obesity care, hormone management, medication follow-up and care-management programs naturally create repeat encounters.

Startup Capital Efficiency - 96

There is no major facility, device or procedure-room requirement. The real startup investment is licensure, malpractice, technology, credentialing, clinical governance and acquisition.

Competitive Saturation - 68 burden

National platforms, health systems, insurers, physician groups and specialty brands all compete for virtual patients. Generic video visits are highly commoditized.

Regulatory Friction - 55 burden

State licensure, patient location, consent, prescribing, DEA rules, Medicare policies and payer requirements create complexity, but the environment is more workable than in several procedure- or compounding-heavy categories.

Physician / Staffing Complexity - 45 burden

The model requires qualified clinicians, scheduling, documentation and escalation, but distributed staffing is generally easier to scale than facility-based procedural care.

Scalability - 96

Digital intake, standardized protocols, licensure pathways, compacts, centralized physician coverage and low fixed assets make this one of the most scalable models in the report.

4. 2026 to 2027 Trend Direction

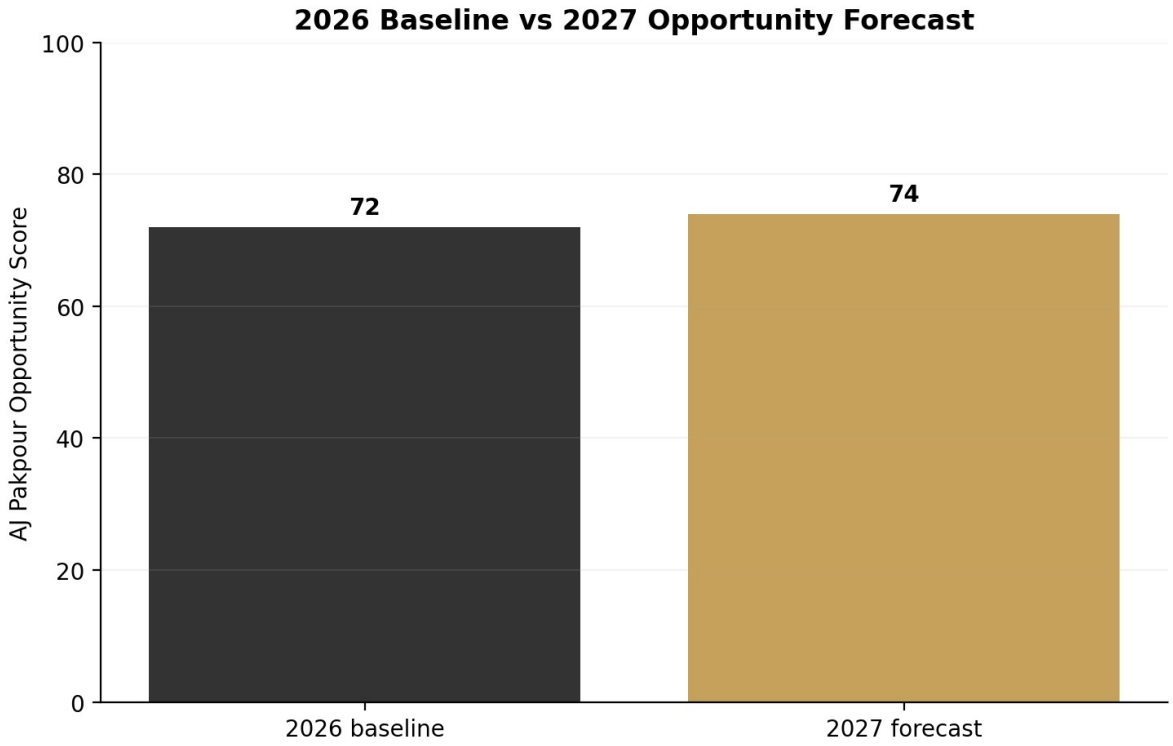

AJ FORECAST

2026 baseline: 72. 2027 forecast: 74. Direction: UP, driven by Medicare continuity, permanent virtual supervision and deeper hybrid-care integration.

Many Medicare telehealth flexibilities are currently extended through December 31, 2027, including home access for non-behavioral services, relief from geographic restrictions and continued participation by a broad range of eligible providers. Behavioral and mental-health telehealth retains additional permanent federal protections.

The larger structural catalyst is virtual medical integration. CMS permanently adopted real-time audio/video virtual direct supervision for many applicable incident-to and diagnostic services beginning in 2026. That policy does not authorize every service or eliminate state law, but it expands the legitimate role of a remotely available physician or supervising practitioner in selected clinical workflows.

Key 2026-2027 Virtual-Care Policy Milestones

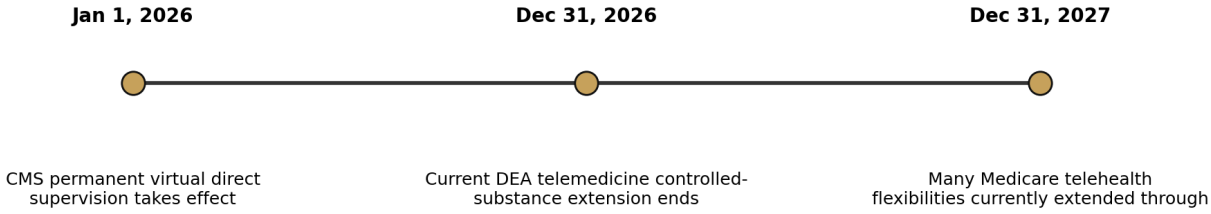

5. Revenue Model

Revenue Layer	Examples	2027 Quality	Operator Note
Direct virtual E/M	Primary care, specialty follow-up, acute and chronic visits	Moderate to High	Depends on specialty, payer mix and clinical relevance.
Cash-pay specialty programs	Weight management, men's health, dermatology, selected women's health	High when differentiated	Avoid commodity prescription-only positioning.
Behavioral health	Psychiatry, therapy, medication management	High	One of the most naturally telehealth-compatible recurring categories.
Care management / remote monitoring	RPM, RTM, CCM and related services	Potentially High	Coding and staffing rules require close policy review.
B2B physician integration	Medical directors, collaborating/supervising physicians, prescriber networks	High	Infrastructure revenue rather than pure consumer acquisition.
Hybrid care	Virtual intake/follow-up with local in-person pathways	High	Often the most defensible model for complex or regulated care.

REVENUE PRINCIPLE

The value is not the Zoom link. The value is the medical network, licensure, protocols, documentation and continuity built around the encounter.

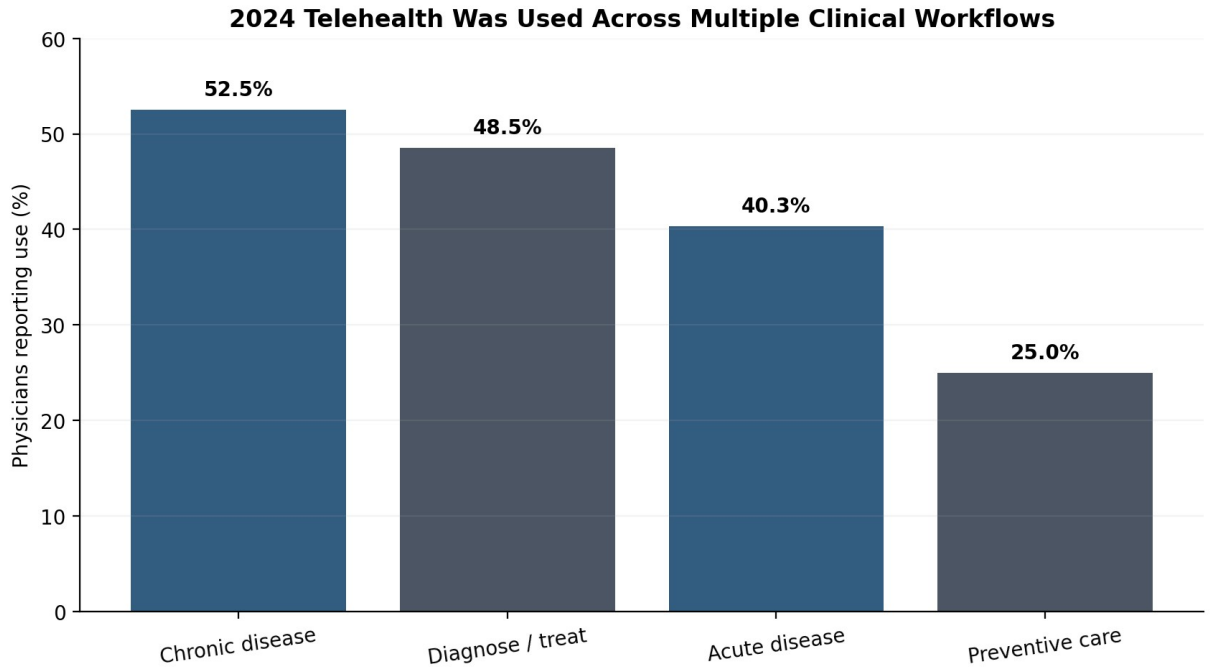

Source note: AMA 2024 data: 52.5% of physicians reported telehealth use for chronic disease management, 48.5% for diagnosing/treating patients, 40.3% for acute disease and 25% for preventive care.

6. Startup Profile

Dimension	Rating	2027 Interpretation
Capital intensity	Low	No major physical equipment or facility requirement for pure virtual care.
Time to readiness	Moderate	State licenses, clinician contracts, malpractice, protocols, credentialing and technology still take time.
Facility burden	Very Low	A compliant administrative/clinical operating base may be enough depending on the model.
Technology burden	Moderate to High	Telehealth platform, EHR, e-prescribing, intake, consent, messaging, payments, analytics and security.
Inventory burden	Very Low	Unless the model adds dispensing, testing kits or devices.
Working capital	Moderate	Clinician payroll/contractor cost, licensing, credentialing and acquisition can create a long cash runway.
Clinical staffing	Moderate	Scalable if scheduling, licensure and coverage are centralized.
Vendor dependence	Moderate	EHR, telehealth, eRx, identity, lab, pharmacy and payment vendors can affect continuity.

STARTUP PRINCIPLE

Telehealth is cheap to open physically and expensive to open correctly. The compliance stack is the infrastructure.

7. Regulatory Risk

Telehealth is governed primarily by the same medical-practice rules that apply in person, layered with patient-location, licensure, modality, prescribing, privacy and reimbursement requirements. The most common operator mistake is assuming that a clinician's home-state license travels with the clinician.

- Patient location: the relevant practice jurisdiction is generally where the patient is physically located during the encounter.
- Licensure: pathways may include a full state license, reciprocity, temporary-practice rules, an interstate compact or a telehealth registration depending on profession and state.
- Consent and identity: workflows should verify patient location, identity and applicable telehealth consent requirements before treatment.
- Controlled substances: DEA's current temporary telemedicine flexibilities for Schedule II-V controlled medications extend through December 31, 2026, making 2027 policy a live dependency for some specialties.
- Medicare and payer rules: eligible services, modifiers, coding, provider types and payment policy evolve and should be reviewed at least annually.
- Privacy and security: HIPAA, vendor contracts, access control, messaging and recording policies are part of clinical infrastructure, not merely IT.
- Fraud and abuse: remote-ordering, billing and high-volume contractor models are active federal enforcement areas.

ENFORCEMENT SIGNAL

HHS OIG's 2026 virtual check-in/e-visit audit identified up to $2.3 million in potentially improper Medicare payments and recommended stronger automated edits and provider education.

The broader 2026 National Health Care Fraud Takedown involved 455 defendants and more than $6.5 billion in alleged fraud. Telemedicine-related schemes remain part of the enforcement landscape. The lesson is not that telehealth is unusually suspect; it is that scalable virtual systems create scalable billing and ordering risk when medical relationships and documentation are weak.

8. Operational Complexity

Operating Function	Burden	Why It Matters
State licensing matrix	High	Clinician eligibility must match the patient's physical location.
Patient-location verification	High importance	Determines jurisdiction and can affect prescribing and coverage.
Clinical scheduling	Moderate	Coverage must align clinician licenses, specialty, availability and patient state.
Credentialing / payer setup	Moderate to High	Multi-state payer enrollment can be slower than the technical launch.
Prescribing workflow	Moderate to High	Controlled and non-controlled prescribing rules, pharmacy routing and escalation matter.
In-person escalation	High importance	Some symptoms, exams, procedures and emergencies cannot stay virtual.
Quality / documentation	High	Standardized protocols and chart audits prevent scale from degrading care.
Technology uptime / security	Moderate	A platform failure can interrupt the entire patient-access channel.

OPERATIONAL MOAT

A multi-state clinician network with clean scheduling, credentialing, state coverage, prescribing controls and in-person escalation is difficult to reproduce. A generic video-visit website is not.

9. Market Trend Graph

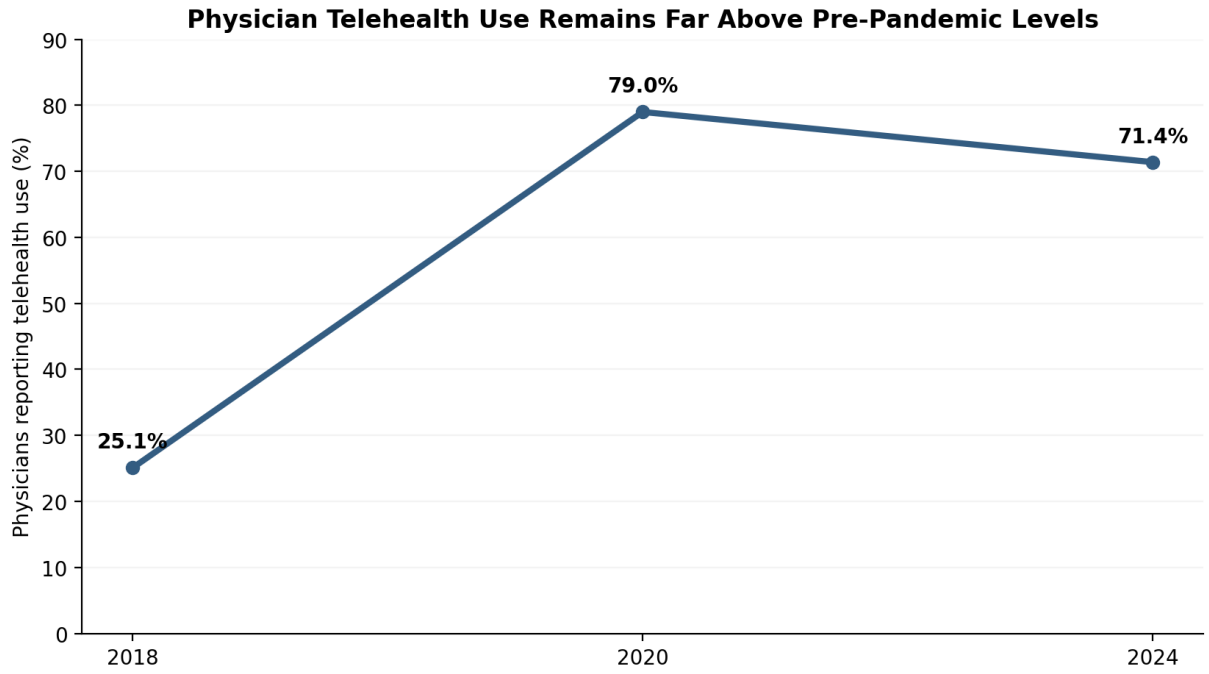

The adoption curve is important precisely because it did not return to 2018 levels. Telehealth use fell from the extraordinary 2020 peak but stabilized at a level that remains almost three times the pre-pandemic rate. That is the profile of a normalized delivery channel rather than a temporary emergency behavior.

The next phase is less about convincing patients and clinicians that video visits are possible and more about determining which medical workflows should be virtual, hybrid or in person. That distinction favors operators with specialty-specific protocols rather than general-purpose encounter volume.

10. Opportunity vs Risk Position

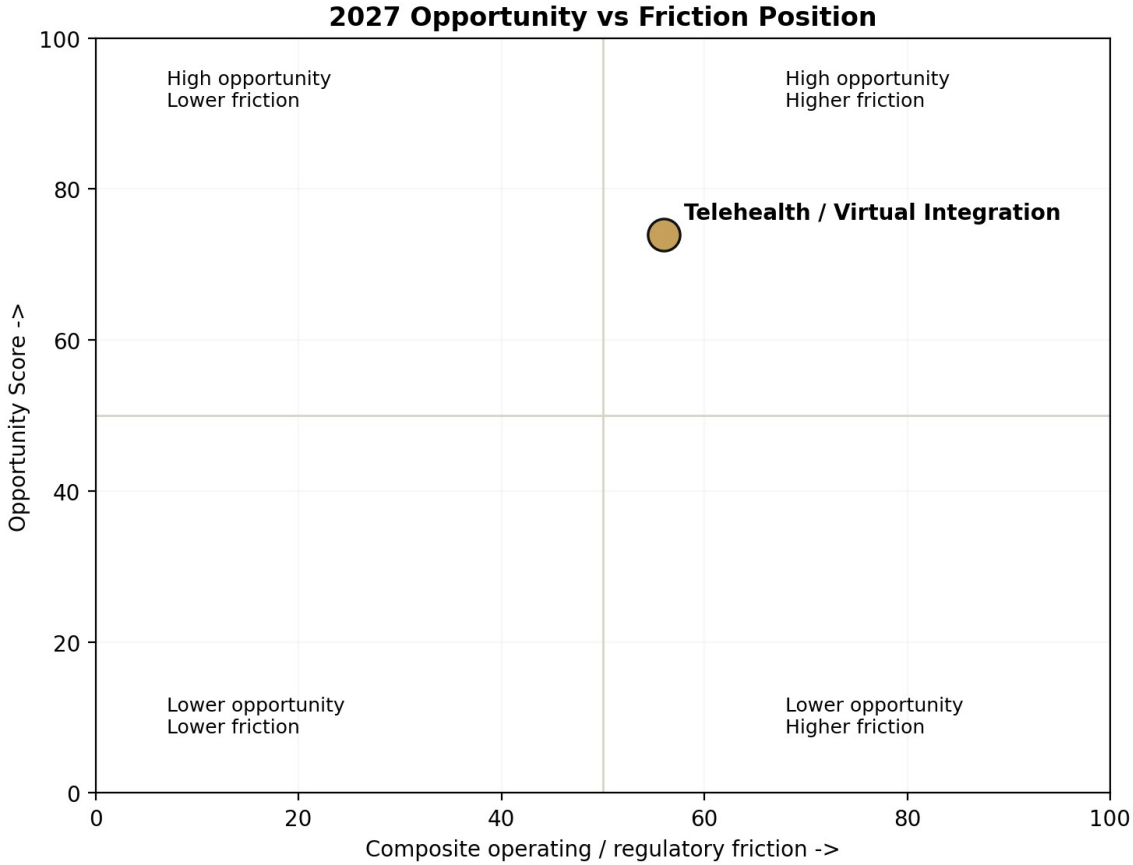

Telehealth / Virtual Medical Integration sits in a high-opportunity / moderate-friction quadrant. Compared with other medical businesses, physical capital is minimal and scale is unusually high. Regulatory friction is real, but much of it can be managed through disciplined licensure, policy tracking, standardized clinical workflows and clear specialty boundaries.

WHAT MOVES THE POINT LEFT

Licensure compacts, strong state matrix management, hybrid escalation, non-controlled specialties, payer discipline and permanent supervision policies.

WHAT MOVES THE POINT DOWN

Commodity visit pricing, weak continuity, poor documentation, uncontrolled prescribing, billing abuse, clinician churn and a model that assumes every state works the same.

11. What Operators Get Wrong

They think telehealth is a technology business.

The software is replaceable. The medical network and compliance infrastructure are the asset.

They ignore where the patient is sitting.

Patient location determines jurisdiction and can change licensing and prescribing requirements.

They optimize for visit volume instead of continuity.

A one-off video visit has weak defensibility; longitudinal specialty care has much stronger economics.

They have no in-person escalation pathway.

Some care cannot be safely or appropriately completed virtually.

They build a prescriber marketplace instead of a medical practice.

High-volume remote ordering without a meaningful medical relationship attracts clinical and enforcement risk.

They outsource billing without understanding it.

Remote monitoring and virtual-service billing rules are changing, and OIG is actively testing for improper payments.

They assume today's controlled-substance flexibility is permanent.

The current DEA extension ends December 31, 2026.

12. AJ Pakpour Operator Take

AJ PAKPOUR OPERATOR ANALYSIS

Telehealth is not a category anymore. It is infrastructure. The mistake is building a company whose product is a video visit. I want the clinician network, the licenses, the protocols, the patient flow, the prescribing controls and the ability to keep the patient inside a real medical relationship. That is why virtual medical integration is more interesting to me than another generic telehealth brand. If I can put the right physician into a business, cover the states correctly, build the SOPs and give the patient a legitimate escalation path, that is hard to replace. A cheap one-time consult is easy to replace. Going into 2027, the operators that own the infrastructure behind virtual care have a better moat than the operators buying traffic for random visits.

This section is operator analysis and forecast, not a legal opinion, payer interpretation or clinical guideline.

13. 12 to 24 Month Forecast

Next 12 months

Telehealth continues moving deeper into routine chronic, behavioral and specialty care. Medicare continuity through 2027 reduces a major reimbursement cliff, while permanent virtual-supervision policy expands selected B2B integration opportunities. Payers and regulators increasingly focus on whether the underlying service is clinically meaningful and correctly billed.

Next 24 months

The category becomes more hybrid and more infrastructural. Specialty telehealth remains strong, while undifferentiated general virtual-visit models face pricing pressure. More value accrues to clinician networks, licensure infrastructure, virtual physician coverage, quality systems and platforms that can coordinate local care when a patient needs physical examination, testing or procedure.

Scenario	What Happens	Operator Outcome	Probability View
Base case	Medicare support remains broad; state licensure stays fragmented; controlled-substance rules become clearer.	Integrated specialty and B2B virtual-care groups expand.	Most likely
Upside	DEA creates a workable permanent telemedicine pathway and more states simplify interstate practice.	Multi-state scale improves materially.	Plausible
Downside	Controlled-substance access tightens, payers cut low-value virtual reimbursement and fraud enforcement accelerates.	Commodity visit and contractor-ordering models lose margin.	Plausible

BIGGEST CATALYST

Medicare continuity, permanent virtual supervision and durable clinician/patient acceptance of hybrid care.

BIGGEST THREAT

A model that scales encounter volume faster than it scales clinical governance, licensure and compliance.

14. Best-Fit Operator

- Specialty telehealth platforms with a clear recurring clinical use case.
- Behavioral-health groups where virtual delivery aligns strongly with patient needs.
- Chronic-care practices using telehealth as part of a hybrid longitudinal model.
- B2B physician-integration companies providing medical directors, collaborating/supervising physicians or prescriber coverage.
- Established practices expanding into multiple states through disciplined licensure and credentialing.
- Operators with a real in-person escalation network and quality-management program.

Poor fit

- Generic one-off video-visit brands competing only on price.
- Platforms without a reliable state licensing and patient-location control system.
- Remote-ordering models where the clinician has little meaningful interaction with the patient.
- Businesses dependent on temporary controlled-substance flexibilities without contingency planning.
- RPM/virtual-care billing models where the operator does not understand who performs the work and how the code requirements apply.

15. Red Flags

Red Flag	Why It Matters
No state licensing matrix	A national website does not create national medical authority.
No patient-location verification	The wrong jurisdiction can invalidate prescribing or practice authority.
No in-person escalation pathway	Some clinical situations cannot be resolved safely online.
Controlled-substance dependency	2027 federal rules remain a meaningful hinge for some business models.
Commodity visit economics	Low-price one-off encounters are easy to replace and expensive to acquire.
Contractor-heavy billing with weak control	Remote services are under increasing OIG and payer scrutiny.
No quality / chart-audit program	Scale magnifies documentation and clinical errors.

16. Confidence Rating

CONFIDENCE: HIGH

Confidence is high that telehealth is a durable delivery channel, that physician adoption remains far above pre-pandemic levels, that many Medicare flexibilities currently run through the end of 2027 and that virtual direct supervision has become permanent for selected services. The main uncertainty is the post-2026 federal controlled-substance telemedicine framework and the pace of state-by-state licensure simplification.

What would change the score materially

- A permanent DEA controlled-substance telemedicine rule or special-registration pathway.
- Major changes to the Medicare telehealth extension beyond 2027.
- Large payer reimbursement cuts or parity changes for virtual specialty care.
- Expansion of interstate licensure compacts or state telehealth-registration pathways.
- New federal fraud/billing rules targeting remote monitoring or virtual-ordering models.
- Evidence that physician telehealth adoption materially falls below the current normalized level.

17. Final Verdict

2027 Score	Rating	Momentum	Risk	Confidence
74 / 100	**Attractive / Selective**	**UP**	**Moderate**	**High**

FINAL VERDICT

74/100 - ATTRACTIVE / SELECTIVE. Telehealth is one of the most capital-efficient and scalable medical-business models entering 2027. It is not automatically a great business simply because care is virtual. The durable opportunity is integrated virtual medicine: specialty care, chronic care, behavioral health, hybrid practices, physician networks and B2B medical infrastructure with correct licensure, prescribing controls and continuity.

The central strategic rule is simple: own the medical operating system, not the video call.

Sources & Evidence Register

TH-E01 AMA - Physician Practice Benchmark Survey / Patient-Facing Telehealth
https://www.ama-assn.org/about/ama-research/physician-practice-benchmark-survey

TH-E02 HHS Telehealth - Medicare Payment Policies
https://telehealth.hhs.gov/providers/billing-and-reimbursement/medicare-payment-policies

TH-E03 CMS - CY 2026 Medicare Physician Fee Schedule Final Rule
https://www.cms.gov/newsroom/fact-sheets/calendar-year-cy-2026-medicare-physician-fee-schedule-final-rule-cms-1832-f

TH-E04 CMS - CY 2027 Medicare Physician Fee Schedule Proposed Rule
https://www.cms.gov/newsroom/fact-sheets/calendar-year-cy-2027-medicare-physician-fee-schedule-proposed-rule

TH-E05 CMS - List of Telehealth Services
https://www.cms.gov/medicare/coverage/telehealth/list-services

TH-E06 AMA - Practice Ownership Linked to Physicians' Use of Telehealth
https://www.ama-assn.org/practice-management/digital-health/practice-ownership-linked-physicians-use-telehealth

TH-E07 HHS Telehealth - Licensing Across State Lines
https://telehealth.hhs.gov/licensure/licensing-across-state-lines

TH-E08 AMA - Telehealth Use by Practice Ownership
https://www.ama-assn.org/practice-management/digital-health/practice-ownership-linked-physicians-use-telehealth

TH-E09 DEA - Telemedicine Flexibilities Through Dec. 31, 2026
https://www.dea.gov/press-releases/2025/12/31/dea-extends-telemedicine-flexibilities-ensure-continued-access-care

TH-E10 HHS OIG - Virtual Check-in and E-visit Program Safeguards
https://oig.hhs.gov/reports/all/2026/cms-could-strengthen-medicare-program-safeguards-to-prevent-and-detect-potentially-improper-payments-for-virtual-check-in-and-e-visit-services/

TH-E11 HHS OIG / DOJ - 2026 National Health Care Fraud Takedown
https://oig.hhs.gov/fraud/enforcement/2026-national-health-care-fraud-takedown/

TH-E12 HHS Telehealth - Patient Location and Consent
https://telehealth.hhs.gov/licensure/licensing-across-state-lines

TH-E13 HHS Telehealth - Licensure Compacts
https://telehealth.hhs.gov/licensure/licensure-compacts

TH-E14 HHS Telehealth - Build a Sustainable Telehealth Practice
https://telehealth.hhs.gov/providers/planning-your-telehealth-workflow/telehealth-sustainability

Methodology Note

The AJ Pakpour Opportunity Score is a proprietary comparative framework for this report. It is not a clinical guideline, investment recommendation, valuation model or government score. Scores combine eight standardized factors. Saturation, regulatory friction and physician/staffing complexity are burden variables and are inverted in the composite calculation. Forecast statements are explicitly labeled as AJ Pakpour analysis or forecast.

Legal / Clinical Disclaimer

This report is educational business analysis. It is not legal advice, medical advice, billing advice or a substitute for state-specific counsel, payer review, controlled-substance compliance analysis or clinical judgment. Federal and state telehealth, prescribing, reimbursement and licensure rules can change after the research cutoff.

AJ PAKPOUR

CLINIC MARKET INTELLIGENCE REPORT 2027

CATEGORY 06

PEPTIDES / PERFORMANCE MEDICINE

2027 Score	Rating	Momentum	Risk	Confidence
63 / 100	Caution / Selective	UP	High	Moderate

Research cutoff: October 15, 2026 | 2027 Edition

1. Business Model Overview

Peptide and performance-medicine clinics sit at one of the most commercially interesting and regulatorily unstable intersections in outpatient medicine. Consumer demand is real: patients seek recovery, body-composition, performance, sleep, cognition and longevity programs, and many clinics market peptide-based protocols as a more sophisticated alternative to traditional wellness care.

The category is not one regulatory class. Some peptide drugs are FDA approved for narrow indications. Tesamorelin, for example, is approved for reduction of excess abdominal fat in adults with HIV-associated lipodystrophy and is explicitly not indicated for weight-loss management. Other popular clinic peptides, including BPC-157, TB-500, MOTS-C, KPV, CJC-1295 and ipamorelin, have very different evidence and regulatory positions.

That distinction became impossible to ignore in 2026. FDA convened its Pharmacy Compounding Advisory Committee to review multiple peptide bulk substances for possible inclusion on the 503A Bulks List. FDA safety-risk materials also identify concerns involving immunogenicity, peptide impurities, limited human safety information and API characterization for several substances commonly seen in performance and longevity clinics.

CORE THESIS

Peptide demand is hot. The evidence and regulatory status are not uniform. The 2027 opportunity belongs to clinics that can distinguish approved medicine, defensible off-label care and truly investigational products instead of selling every peptide as proven.

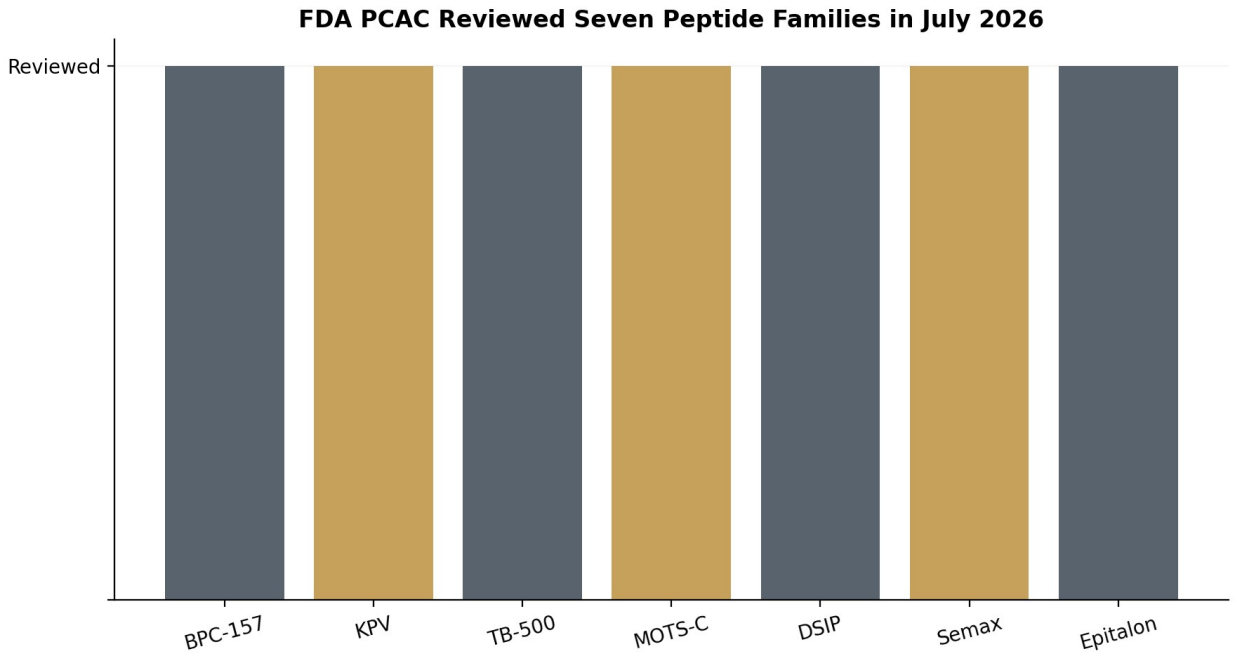

Source note: FDA Pharmacy Compounding Advisory Committee, July 23-24, 2026: BPC-157, KPV, TB-500, MOTS-C, DSIP, Semax and Epitalon-related substances were among those evaluated.

2. 2027 Opportunity Score

2027 Score	Rating	Momentum	Risk	Confidence
63 / 100	**Caution / Selective**	**UP**	**High**	**Moderate**

The 2027 Opportunity Score is 63/100, placing Peptides / Performance Medicine in the Caution / Selective band. Demand, low fixed capital and recurring cash-pay protocols are attractive. The category loses substantial points because the regulatory burden is among the highest in this report and the human evidence supporting many popular clinic claims is weak.

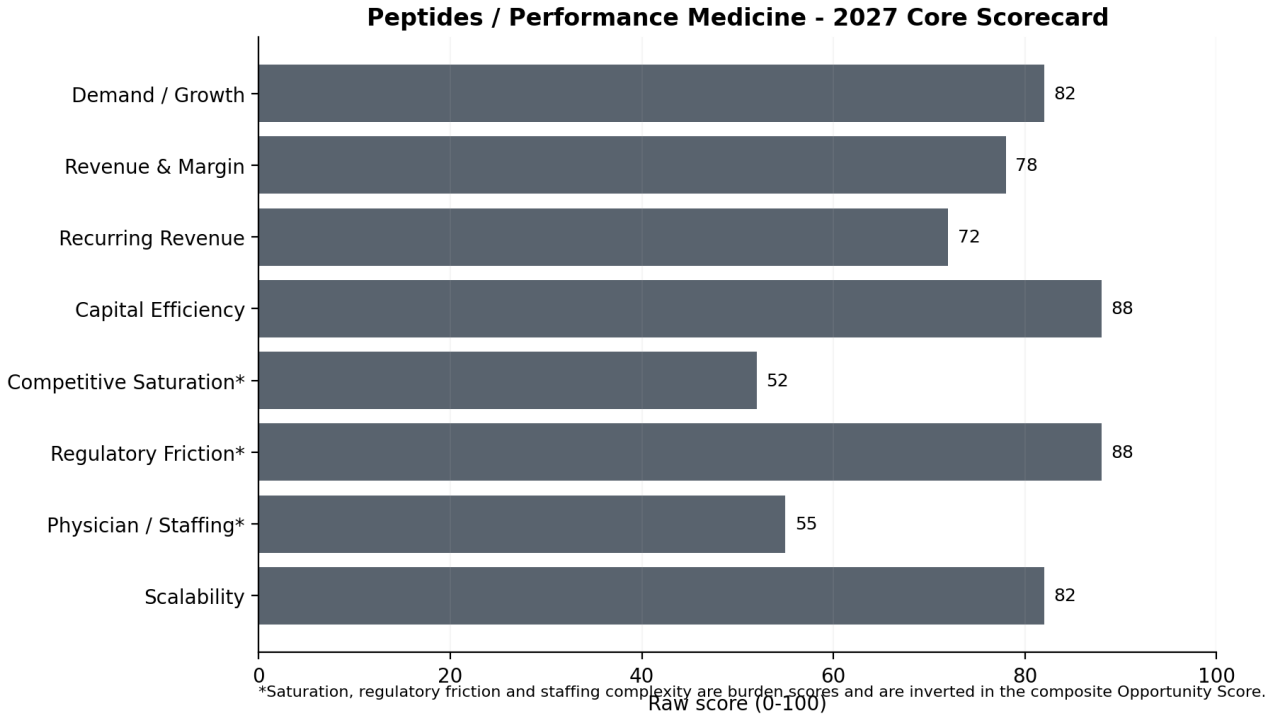

This score does not mean all peptide medicine is unattractive. It means a clinic whose business depends on unapproved recovery, anti-aging or performance peptides has a very different risk profile from a specialty practice using an FDA-approved peptide drug for an established indication.

3. Core Scorecard

Demand / Growth Potential - 82

Consumer interest in longevity, recovery, metabolic performance and body composition is strong. Online marketing and FDA 2026 review materials confirm widespread commercial availability.

Revenue & Margin Potential - 78

Cash-pay consults and recurring protocols can produce attractive revenue, but margin durability depends on lawful sourcing, pharmacy access, evidence-based positioning and the ability to continue offering the product.

Recurring Revenue Potential - 72

Many peptide protocols are sold over weeks or months, but long-term clinical benefit and persistence are poorly characterized for several popular compounds.

Startup Capital Efficiency - 88

Telehealth and office-light models need little physical equipment. The real investment is clinician expertise, pharmacy/vendor diligence, lab/monitoring infrastructure and compliance.

Competitive Saturation - 52 burden

The market is fragmented across longevity clinics, med spas, hormone practices, compounding-oriented telehealth brands and research-use vendors. Competition is meaningful but less standardized than GLP-1.

Regulatory Friction - 88 burden

Multiple popular peptides are unapproved, on FDA safety-risk lists or under active bulk-substance review. Imported/misbranded products and unsupported claims can create direct enforcement exposure.

Physician / Staffing Complexity - 55 burden

The model requires careful product identity, informed consent, indication-specific monitoring and, for athletes, anti-doping counseling.

Scalability - 82

Digital delivery and recurring cash-pay care can scale, but source instability and federal/state compliance prevent frictionless national replication.

4. 2026 to 2027 Trend Direction

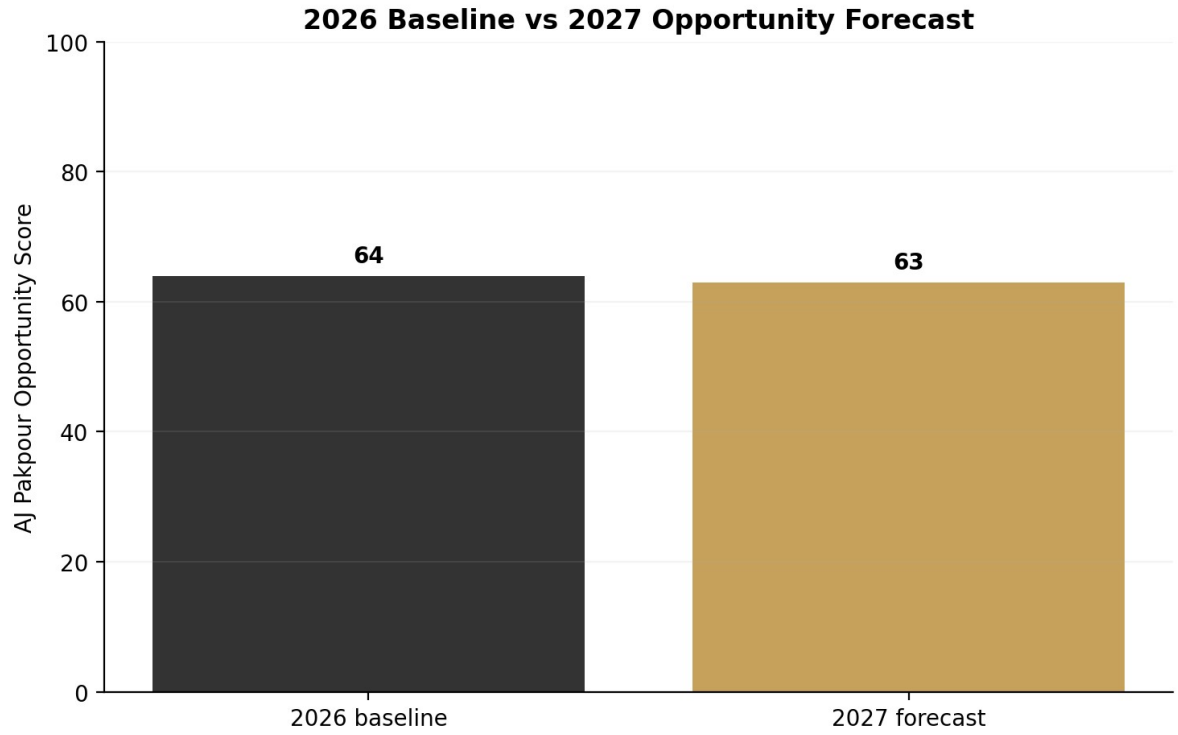

AJ FORECAST

2026 baseline: 64. 2027 forecast: 63. Consumer momentum is UP while operator attractiveness edges DOWN because regulatory review and sourcing risk are accelerating.

This is another category where market popularity and business quality move in different directions. Public interest in peptides continues to grow, but FDA 2026 PCAC activity makes it harder for an operator to pretend the regulatory issues are theoretical.

The likely 2027 outcome is a bifurcation. Approved peptide drugs and clearly defensible medical uses expand as part of mainstream metabolic and specialty medicine. At the same time, clinics selling broad healing, performance or longevity claims around unapproved compounds face a higher evidentiary and sourcing burden.

5. Revenue Model

Revenue Layer	Examples	2027 Quality	Operator Note
Core clinical	Consultation, indication review, follow-up and monitoring	High	Should remain valuable even if a specific peptide disappears.
Prescribed product pathway	Approved or lawfully compounded drugs where appropriate	Variable	Product status and source determine risk.
Laboratory / monitoring	IGF-1, metabolic, endocrine or other clinically indicated testing	Moderate to High	Must match mechanism and treatment.
Membership	Recurring medical access and protocol management	Moderate to High	Do not turn membership into a disguised product-access fee.
Cross-service integration	TRT, obesity medicine, sexual health, sports medicine, sleep and recovery	High	Often more defensible than peptide-only branding.
Research-style peptide menu	BPC-157, TB-500, CJC/ipamorelin and similar broad protocols	High gross margin / High risk	Commercially attractive but difficult to defend if evidence/source status is weak.

REVENUE PRINCIPLE

If the clinic loses one peptide and loses the patient, the business never owned the medical relationship.

6. Startup Profile

Dimension	Rating	2027 Interpretation
Capital intensity	Low	Telehealth or office-light delivery needs little physical equipment.
Time to readiness	Moderate	Clinical protocols, sourcing, consent, pharmacy/vendor diligence and state practice rules require work.
Facility burden	Low	Unless the clinic adds injections, procedures or on-site dispensing.
Technology burden	Moderate	EHR, telehealth, e-prescribing, labs, messaging, payment and inventory/source records.
Inventory burden	Low to Moderate	Lowest when products are pharmacy-dispensed directly; higher if the clinic handles medication.
Working capital	Moderate	Patient acquisition and clinician/pharmacy setup dominate.
Clinical staffing	Moderate	Strong prescriber judgment matters because evidence and products are heterogeneous.
Vendor dependence	Very High	A pharmacy, bulk-substance decision or import action can materially change the menu.

STARTUP PRINCIPLE

Peptide clinics are cheap to launch physically and expensive to defend scientifically if the protocols are built around hype.

7. Regulatory Risk

Approved vs Investigational Peptide Landscape

Example	Regulatory position	Evidence / use
Tesamorelin	FDA-approved drug	Specific HIV lipodystrophy indication
CJC-1295	Investigational / unapproved	Early human PK/PD data; no approved use
Ipamorelin	Compounding safety concern	Human GH-release data; no approved use
BPC-157	Unapproved; active FDA review	Very limited human evidence
TB-500	Unapproved; active FDA review	No established human therapeutic evidence

Source note: Examples shown for regulatory comparison only. FDA-approved status is product- and indication-specific; unapproved peptides should not be presented as approved or clinically proven.

- 503A / 503B bulk substances: not every active ingredient can be lawfully used in compounding simply because a clinic or pharmacy wants to offer it.
- FDA significant-safety-risk categories: BPC-157, CJC-1295 and several other popular performance/longevity substances have been associated with limited safety information, immunogenicity or peptide-impurity concerns.
- Active FDA review: the July 2026 PCAC considered multiple peptide bulk substances for the 503A Bulks List; operators should track final agency decisions rather than rely on historical pharmacy availability.
- Misbranding/importation: a 2026 federal indictment alleged a physician obtained and sold non-FDA-approved peptides imported from China, illustrating direct sourcing and criminal exposure.
- Claims: animal and mechanistic evidence do not justify presenting an unapproved peptide as a proven treatment for injury healing, anti-aging, fat loss, cognitive enhancement or other outcomes.
- HGH adjacency: federal law specifically restricts distribution of HGH for unapproved anti-aging, bodybuilding and athletic-enhancement uses.
- Athletes: tested athletes face separate anti-doping risk; BPC-157 and many GH-releasing factors/secretagogues fall within WADA prohibited frameworks.

2026 ENFORCEMENT SIGNAL

A Utah physician was federally indicted in April 2026 for allegedly receiving and selling misbranded, non-FDA-approved peptides from China, including BPC-157, TB-500, ipamorelin and CJC-1295.

8. Operational Complexity

Operating Function	Burden	Why It Matters
Product identity / status	High	Names used in clinic marketing may not map cleanly to approved products or lawful compounded substances.
Pharmacy / source diligence	Very High	Source quality and legal status can change the entire risk profile.
Clinical indication	High	A mechanism or animal study is not the same as an established human indication.
Consent / evidence discussion	High	Patients should understand approved status, evidence limits and material uncertainty.
Monitoring	Moderate to High	Depends on the peptide class and physiologic pathway.
Adverse-event reporting	High importance	Weak evidence makes post-treatment vigilance more important, not less.
Athlete counseling	High when applicable	WADA status can matter even if a product is otherwise legally prescribed.
Multi-state expansion	Moderate to High	General medical licensure plus state pharmacy/prescribing rules still apply.

OPERATIONAL MOAT

The moat is not a bigger peptide menu. It is being the clinic that actually knows what each product is, what evidence exists, what rules apply and when not to use it.

9. Market Trend Graph

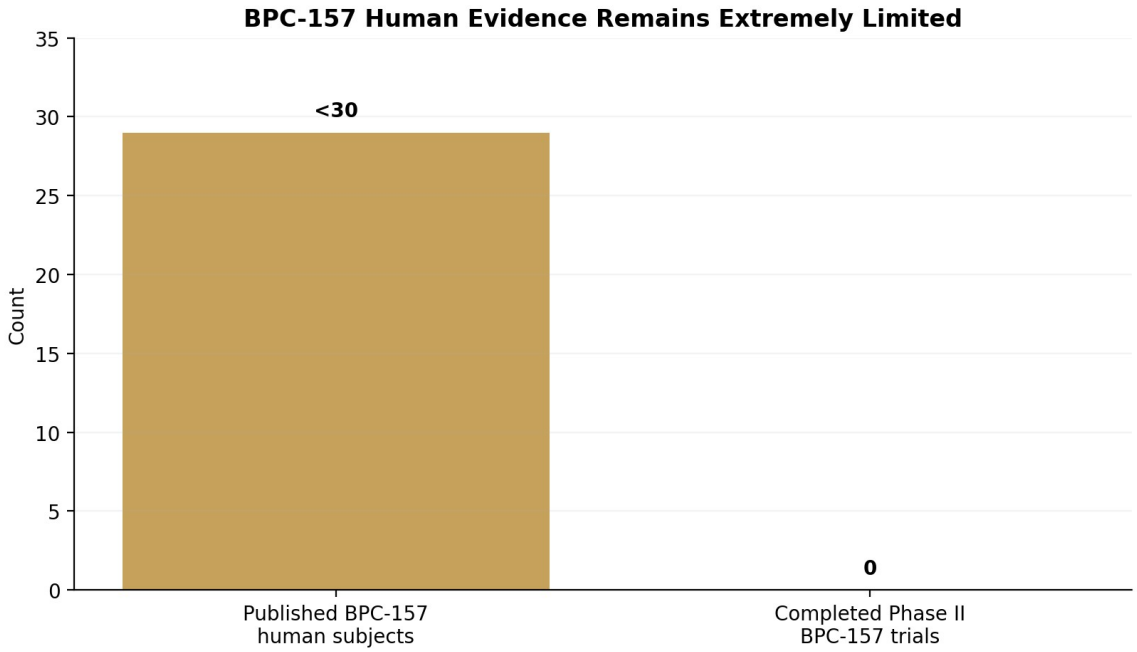

Source note: 2026 review of BPC-157 translational evidence: fewer than 30 subjects across three published human studies, no validated dosing regimen and no completed Phase II trial.

BPC-157 is the clearest example of the evidence-commercialization gap. It is heavily marketed for musculoskeletal recovery and other uses, yet modern reviews describe a human evidence base measured in dozens of subjects rather than thousands.

Other peptides are not identical. CJC-1295 and ipamorelin have human pharmacology studies demonstrating GH-axis effects, while tesamorelin has an FDA-approved indication. The report therefore avoids treating peptides as a single evidence class.

10. Opportunity vs Risk Position

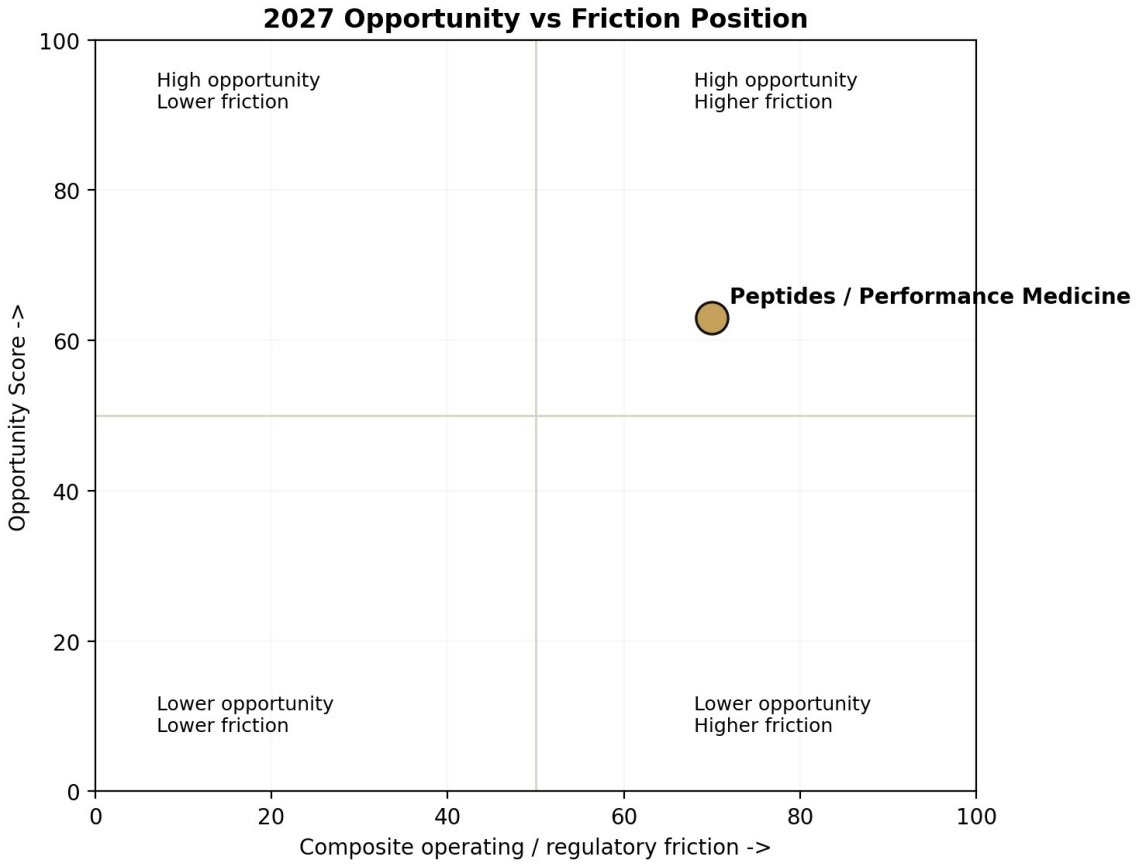

Peptides / Performance Medicine sits in the moderate-opportunity / very-high-friction quadrant. Demand and margin can be attractive, but few categories in this report carry a larger gap between consumer enthusiasm and regulatory/evidence certainty.

WHAT MOVES THE POINT LEFT

Approved products, narrow defensible indications, transparent sourcing, conservative claims, strong consent and an evidence-driven specialty practice.

WHAT MOVES THE POINT DOWN

Research-use products administered to patients, imported peptides, anti-aging/healing overclaims, FDA category-2 substances as the core menu and athlete clients without anti-doping counseling.

11. What Operators Get Wrong

They call preclinical evidence clinical proof.

Animal healing data and mechanistic biology are not equivalent to human efficacy.

They treat pharmacy availability as FDA approval.

A compounded or dispensed product is not automatically an FDA-approved product.

They use research-use-only product in patient care.

The label does not create a lawful clinical pathway.

They import around the U.S. drug supply chain.

Cheap product can become a misbranding, quality and criminal-enforcement problem.

They sell every peptide under the same consent.

BPC-157, tesamorelin, CJC-1295 and ipamorelin do not share the same evidence or regulatory status.

They forget athlete status.

A treatment decision can create serious consequences for a tested athlete.

They cross the line into HGH anti-aging/bodybuilding.

Federal law has specific restrictions around HGH distribution for those uses.

12. AJ Pakpour Operator Take

AJ PAKPOUR OPERATOR ANALYSIS

Peptides are exactly the kind of market where people can make money fast and build something stupid at the same time. The consumer demand is absolutely there. That does not mean BPC-157, TB-500, CJC, ipamorelin and every other molecule on a clinic menu suddenly have the same evidence or the same legal status. I would not build a business whose whole value disappears when FDA makes one bulk-substance decision or a pharmacy stops carrying something. I like peptide medicine when it sits inside a real longevity, endocrine, sports-medicine or metabolic practice and the physician is actually making medical decisions. I do not like a menu where every patient gets sold the newest vial because social media says it heals everything. In 2027 the gap between a legitimate peptide program and a gray-market peptide store is going to matter more, not less.

This section is operator analysis and forecast, not a legal opinion or clinical guideline.

13. 12 to 24 Month Forecast

Next 12 months

Consumer interest remains strong. Clinics continue adding peptide protocols, but pharmacies and medical directors become more selective as FDA works through bulk-substance evaluations and the market absorbs the implications of 2026 enforcement.

Next 24 months

The category separates more clearly into two markets. FDA-approved peptide therapeutics and evidence-driven specialty medicine become more mainstream. Gray-market recovery and performance protocols face higher friction from sourcing, pharmacy policy, advertising scrutiny and professional liability.

Scenario	What Happens	Operator Outcome	Probability View
Base case	Demand rises while FDA narrows which compounded bulk substances are defensible.	Established specialty clinics adapt; peptide-only menus shrink.	Most likely
Upside	More peptide drugs earn approval and stronger human evidence emerges.	Legitimate peptide medicine expands materially.	Plausible
Downside	FDA excludes key bulk substances or major safety/enforcement events accelerate.	Gray-market programs disappear or migrate outside legitimate care.	Plausible

BIGGEST CATALYST

New approved peptide therapeutics and strong consumer interest in performance, metabolic and longevity medicine.

BIGGEST THREAT

A business model built on unapproved substances whose evidence, source or compounding status cannot withstand regulatory review.

14. Best-Fit Operator

- Endocrinology, sports-medicine, metabolic or longevity practices using peptide therapeutics inside a broader clinical model.
- Practices that distinguish FDA-approved peptide drugs from investigational or compounded substances.
- Operators with strong pharmacy/vendor diligence and conservative patient-facing claims.
- Clinics prepared to remove a product when its regulatory or evidence profile changes.
- Practices serving non-tested recreational populations with clear informed consent and no performance-guarantee claims.
- Organizations capable of referring or managing athletes under appropriate anti-doping rules.

Poor fit

- Peptide-only storefronts whose main moat is access to unapproved compounds.
- Clinics sourcing directly from foreign or research-use vendors.
- Operators that use animal data to promise human healing outcomes.
- Businesses relying on broad anti-aging or performance claims.
- Clinics serving competitive athletes without understanding WADA implications.

15. Red Flags

Red Flag	Why It Matters
Research-use-only product used in patients	A research label does not create a lawful medical product.
Direct foreign sourcing	Creates drug-quality, import, misbranding and enforcement exposure.
BPC-157/TB-500 marketed as proven healing drugs	Human evidence is extremely limited and FDA review is active.
Unclear compounding status	Not every bulk substance qualifies for 503A/503B compounding pathways.
Anti-aging HGH positioning	Federal law specifically restricts distribution of HGH for unapproved anti-aging/bodybuilding uses.
No athlete screening	WADA restrictions can create career consequences.
One-size-fits-all peptide menu	Different molecules have radically different evidence, approved status and safety profiles.

16. Confidence Rating

CONFIDENCE: MODERATE

Confidence is high in the regulatory direction: FDA is actively reviewing popular peptide bulk substances, has identified significant safety concerns for several, and federal enforcement around imported/misbranded peptides is real. Confidence is moderate on commercial market size and persistence because this sector is fragmented, largely cash-pay and poorly captured in national utilization datasets.

What would change the score materially

- Final FDA 503A/503B decisions on BPC-157, TB-500, MOTS-C, KPV and related substances.
- New FDA-approved peptide drugs for performance, recovery or metabolic indications.
- Large randomized human trials validating or refuting popular peptide protocols.
- A major compounding safety event or criminal enforcement wave.
- Pharmacy-industry decisions that materially reduce access to currently marketed peptides.
- Changes to WADA classifications that affect sports-medicine use.

17. Final Verdict

2027 Score	Rating	Momentum	Risk	Confidence
63 / 100	**Caution / Selective**	**UP**	**High**	**Moderate**

FINAL VERDICT

63/100 - CAUTION / SELECTIVE. Peptides / Performance Medicine has strong consumer demand, recurring cash-pay economics and low fixed capital. It also has one of the highest regulatory-friction scores in the report. The defensible 2027 opportunity is evidence-based peptide medicine inside a real specialty practice. The weak opportunity is a gray-market menu of unapproved recovery and anti-aging peptides presented as proven therapy.

The central strategic rule is simple: do not confuse demand with defensibility.

Sources & Evidence Register

PEP-E01 FDA - Certain Bulk Drug Substances That May Present Significant Safety Risks
https://www.fda.gov/drugs/human-drug-compounding/certain-bulk-drug-substances-use-compounding-may-present-significant-safety-risks

PEP-E02 FDA - July 23-24, 2026 Pharmacy Compounding Advisory Committee Meeting
https://www.fda.gov/advisory-committees/advisory-committee-calendar/july-23-24-2026-meeting-pharmacy-compounding-advisory-committee-07232026

PEP-E03 FDA - 2026 PCAC BPC-157 Presentation
https://www.fda.gov/media/193773/download

PEP-E04 PubMed - BPC-157 as an Investigational Peptide Therapeutic
https://pubmed.ncbi.nlm.nih.gov/42198317/

PEP-E05 PubMed - CJC-1295 GH and IGF-I Study
https://pubmed.ncbi.nlm.nih.gov/16352683/

PEP-E06 PubMed - Ipamorelin PK/PD in Human Volunteers
https://pubmed.ncbi.nlm.nih.gov/10496658/

PEP-E07 FDA - EGRIFTA WR (tesamorelin) Prescribing Information
https://www.accessdata.fda.gov/drugsatfda_docs/label/2025/022505s020lbl.pdf

PEP-E08 FDA - Understanding the Risks of Compounded Drugs
https://www.fda.gov/drugs/human-drug-compounding/understanding-risks-compounded-drugs

PEP-E09 FDA - PCAC BPC-157 Commercial Use Discussion
https://www.fda.gov/media/193773/download

PEP-E10 DOJ - Utah Physician Indicted Over Misbranded Peptides from China
https://www.justice.gov/usao-ut/pr/utah-licensed-osteopathic-physician-indicted-allegedly-receiving-misbranded-drugs-china

PEP-E11 FDA - Bulk Drug Substances Used in Compounding Under Section 503A
https://www.fda.gov/drugs/human-drug-compounding/bulk-drug-substances-used-compounding-under-section-503a-fdc-act

PEP-E12 FDA - Import Alert 66-71: Unapproved Human Growth Hormone
https://www.accessdata.fda.gov/cms_ia/importalert_204.html

PEP-E13 WADA - 2026 Prohibited List Explanatory Note
https://www.wada-ama.org/sites/default/files/2025-09/2026_list_explanatory_note_en_final_september_2025.pdf

PEP-E14 PubMed - Emerging Use of BPC-157 in Orthopaedic Sports Medicine
https://pubmed.ncbi.nlm.nih.gov/40756949/

Methodology Note

The AJ Pakpour Opportunity Score is a proprietary comparative framework for this report. It is not a clinical guideline, investment recommendation, valuation model or government score. Scores combine eight standardized factors. Saturation, regulatory friction and physician/staffing complexity are burden variables and are inverted in the composite calculation. Forecast statements are explicitly labeled as AJ Pakpour analysis or forecast.

Legal / Clinical Disclaimer

This report is educational business analysis. It is not legal advice, medical advice, anti-doping advice or a substitute for current FDA, pharmacy, state medical-board, sports-governing-body or legal review. Peptide regulatory status, compounding policy and product availability can change after the research cutoff.

AJ PAKPOUR

CLINIC MARKET INTELLIGENCE REPORT 2027

CATEGORY 07

REGENERATIVE MEDICINE

2027 Score	Rating	Momentum	Risk	Confidence
56 / 100	Caution / Selective	COOLING	High	High

Research cutoff: October 15, 2026 | 2027 Edition

1. Business Model Overview

Regenerative medicine is simultaneously one of the most scientifically important areas in modern medicine and one of the most abused labels in cash-pay outpatient care. In 2027, an operator cannot evaluate this category as if PRP, FDA-approved cellular therapy, investigational stem-cell research, Wharton's Jelly injections and exosome products are interchangeable. They are not.

FDA's approval of RYONCIL in December 2024 marked a major milestone: the first FDA-approved mesenchymal stromal cell therapy. That approval demonstrates that cellular therapy is real medicine when a product is manufactured, studied and licensed for a specific indication. It does not validate the broad retail sale of unapproved cord-tissue, Wharton's Jelly, amniotic-fluid or exosome products for orthopedic, neurologic or anti-aging claims.

For this report, regenerative medicine includes four distinct commercial lanes: FDA-approved cellular/gene therapies; investigational cell therapies under appropriate research pathways; autologous orthobiologics such as platelet-rich plasma; and high-risk retail products marketed as stem-cell or exosome treatments. The commercial opportunity differs radically across those lanes.

CORE THESIS

Regenerative medicine is real science. The retail 'stem cell clinic' market often is not. The 2027 operator has to know exactly which lane the product is in before thinking about the margin.

Regenerative Medicine Is Not One Regulatory Category

Lane	Example	2027 position
FDA-approved cell therapy	RYONCIL	Legitimate but highly specialized / narrow i
Investigational cellular therapy	IND clinical trial	Legitimate research pathway; not routine r
Autologous orthobiologics	PRP	More defensible; evidence varies by indicat
Unapproved allogeneic products	Wharton's Jelly / cord tissue	High regulatory risk
Exosome products	Disease-treatment exosomes	No FDA-approved exosome products

2. 2027 Opportunity Score

2027 Score	Rating	Momentum	Risk	Confidence
56 / 100	Caution / Selective	COOLING	High	High

The 2027 Opportunity Score is 56/100, placing Regenerative Medicine in the Caution / Selective band. Demand and ticket size can be attractive, and legitimate cell therapy is advancing. The category loses substantial points because regulatory friction is the highest in the report to this point, true cellular therapy can require highly specialized infrastructure, and many retail products are sold well ahead of FDA approval or strong human evidence.

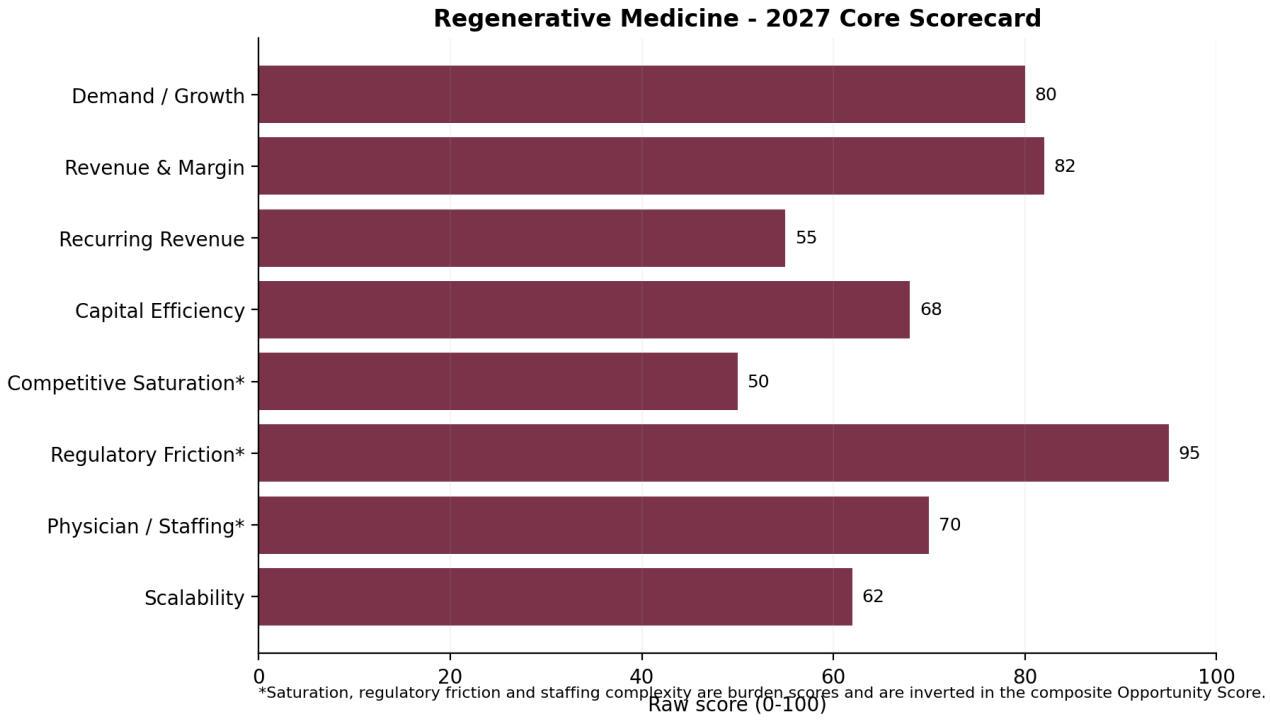

This score is not a judgment against regenerative science. It is a business-quality score for a clinic operator. A hospital or biotechnology company developing an FDA-approved cell therapy has a radically different opportunity profile from a cash-pay office injecting unapproved allogeneic products.

3. Core Scorecard

Demand / Growth Potential - 80

Consumer interest remains strong, orthopedic pain is common, and advanced cellular/gene therapy continues to produce legitimate approvals.

Revenue & Margin Potential - 82

Cash-pay orthopedic biologics can command meaningful procedure fees, but margin is only durable when the product and claims are defensible.

Recurring Revenue Potential - 55

Most regenerative procedures are episodic rather than naturally monthly. Repeat injections may occur, but this is weaker recurrence than TRT, obesity medicine or behavioral health.

Startup Capital Efficiency - 68

PRP can be relatively efficient; advanced cell therapy requires specialized handling, storage, infusion or manufacturing infrastructure.

Competitive Saturation - 50 burden

The market is fragmented. Competition ranges from orthopedics and sports medicine to med spas, chiropractic clinics and direct-to-consumer stem-cell brands.

Regulatory Friction - 95 burden

Unapproved cell, cord, Wharton's Jelly and exosome products sit under intense FDA and FTC scrutiny. Product classification and claim language can determine whether the entire service line is lawful.

Physician / Staffing Complexity - 70 burden

Procedural skill, sterile technique, diagnosis, informed consent, product handling and emergency preparedness are essential; true cell therapies can require hospital-grade capabilities.

Scalability - 62

PRP and selected orthopedic services can scale regionally. True cellular therapies and high-risk biologics do not replicate like simple cash-pay telehealth.

4. 2026 to 2027 Trend Direction

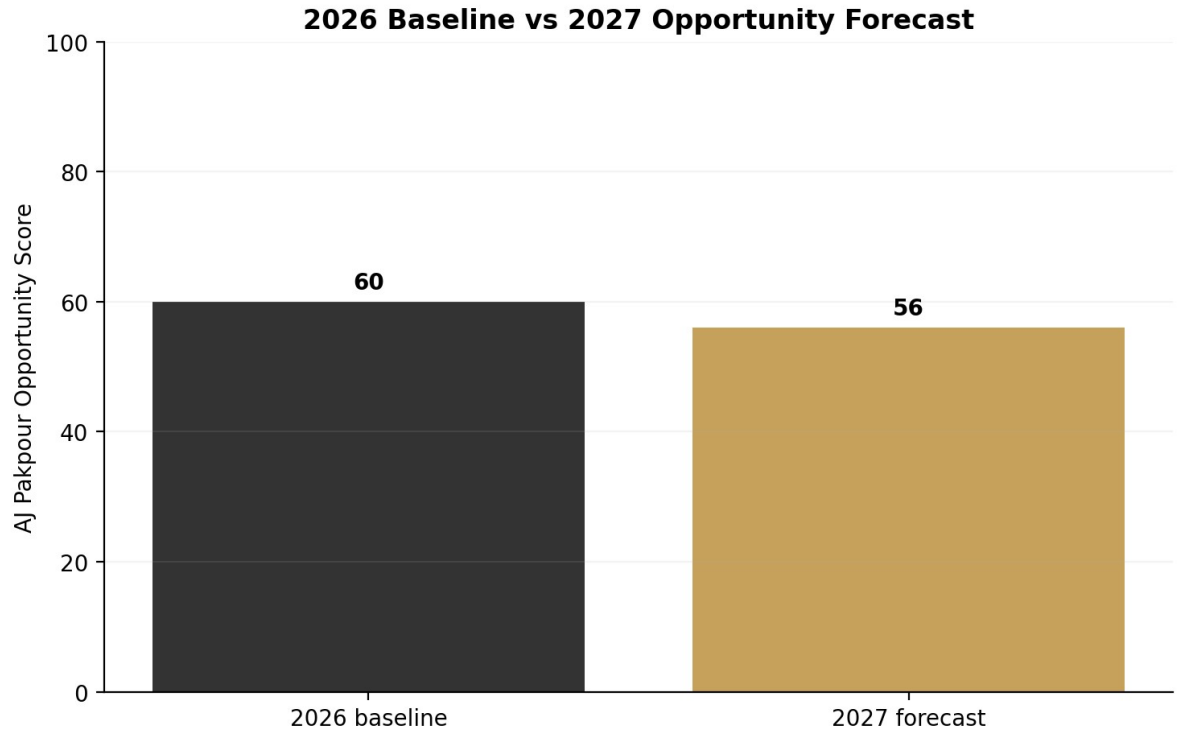

AJ FORECAST

2026 baseline: 60. 2027 forecast: 56. Direction: COOLING for the retail stem-cell/exosome clinic thesis, while legitimate cellular therapy continues to advance.

The science and the retail clinic market are moving in opposite directions. FDA's list of approved cellular and gene therapies continues to expand, validating the broader field. At the same time, FDA warning letters in 2025 and 2026 continue targeting companies marketing umbilical-cord, Wharton's Jelly, amniotic and exosome products outside approved biologics pathways.

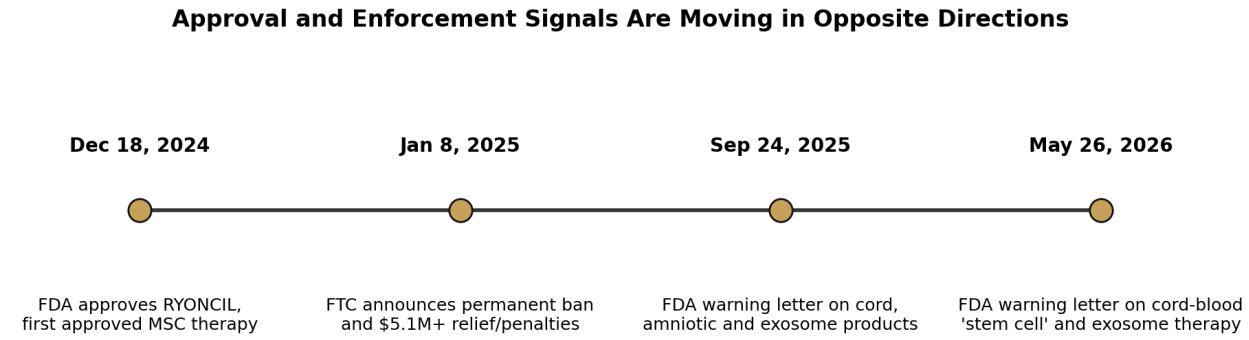

Source note: Selected signals: RYONCIL approval (Dec. 2024), FTC stem-cell marketing judgment (Jan. 2025), FDA New Life warning (Sep. 2025), FDA Blue Horizon warning (May 2026).

5. Revenue Model

Revenue Layer	Examples	2027 Quality	Operator Note
Orthopedic evaluation	MSK consult, imaging review, diagnosis	High	The diagnosis should remain valuable even if the biologic changes.
PRP / autologous orthobiologics	Joint/tendon injections where clinically appropriate	Moderate to High	More defensible than broad allogeneic stem-cell claims; evidence varies by indication.
Procedure follow-up	Reassessment, rehabilitation coordination, repeat imaging	Moderate	Improves continuity but is still episodic.
Rehabilitation integration	PT, exercise, weight/metabolic management	High	Can produce stronger long-term value than the injection alone.
Investigational cell therapy	IND-controlled studies	Not ordinary retail revenue	Research/compliance model, not a casual cash-pay service line.
Unapproved exosome/cord product sales	Broad disease or anti-aging treatments	High ticket / Extreme risk	A large ticket does not make the revenue durable.

REVENUE PRINCIPLE

Do not let a $5,000 or $10,000 treatment price fool you into thinking the revenue is high quality. Revenue quality depends on whether the underlying product, indication and claim can survive scrutiny.

6. Startup Profile

Dimension	Rating	2027 Interpretation
Capital intensity	Moderate to Very High	PRP can be light; approved or investigational cell therapy can require major infrastructure.
Time to readiness	Moderate to Long	Entity, procedure protocols, product classification, suppliers, consent and specialty training matter.
Facility burden	Moderate	Procedure rooms, sterile handling and emergency access are common requirements.
Technology burden	Moderate	EHR, imaging, consent, procedure documentation, source/lot tracking and adverse-event records.
Inventory burden	Low to High	Autologous same-day PRP differs radically from stored biologic products.
Working capital	Moderate	High-ticket procedures help cash flow, but acquisition and specialty staff can be expensive.
Clinical staffing	High	Procedural competency and specialist judgment are central to safety and reputation.
Vendor dependence	Very High for biologics	A supplier's regulatory or manufacturing problem can eliminate the service line.

STARTUP PRINCIPLE

PRP and true cellular therapy should not appear in the same startup budget. One can be a physician-office procedure. The other can be a biologics program.

7. Regulatory Risk

Regulatory classification is the core issue in this category. FDA regulates many regenerative products as drugs and biological products, and a product's source, processing, intended use, manipulation and homologous-use status matter. The phrase 'human tissue' does not automatically mean the product can be sold as a routine office treatment.

- FDA approval: RYONCIL is an FDA-approved mesenchymal stromal cell therapy for a specific pediatric graft-versus-host-disease indication. That approval does not generalize to unrelated MSC products or orthopedic uses.
- Exosomes: FDA states there are currently no FDA-approved exosome products for human disease treatment.
- Cord / Wharton's Jelly / amniotic products: FDA has repeatedly challenged products in these categories as unapproved drugs and unlicensed biological products when marketed outside applicable HCT/P exemptions.
- IND/BLA pathway: investigational cell therapies generally require an appropriate research pathway rather than routine retail administration.
- Advertising: FTC's 2025 stem-cell case shows that unsupported efficacy and approval claims can create permanent injunctions, consumer refunds and civil penalties.
- Safety: FDA identifies infection, immune reactions, unwanted tissue growth/tumor risk, cross-contamination and treatment failure among potential risks of unapproved regenerative products.
- Autologous does not equal exempt: operators still need a product-specific legal and regulatory analysis.

2026 ENFORCEMENT SIGNAL

FDA's May 2026 Blue Horizon warning letter addressed marketed umbilical-cord-blood 'Stem Cell Therapy' and Wharton's-Jelly-derived exosome therapy for allogeneic use.

8. Operational Complexity

Operating Function	Burden	Why It Matters
Product classification	Very High	The legal pathway can change based on source, processing and intended use.
Procedural competency	High	Joint/tendon injections require accurate diagnosis and technique.
Source / manufacturing diligence	Very High	Biologic quality cannot be judged from marketing materials alone.
Sterility / handling	High	Cell and tissue products introduce contamination and handling risk.
Consent	High	Approval status, evidence limits, alternatives and material uncertainty must be clear.
Emergency readiness	High	Infection, hypersensitivity and other complications require escalation.
Evidence / claims review	Very High	Clinical research signal is not the same as an approved indication.
Multi-site scale	Moderate to High	Protocol standardization is possible, but regulatory/product complexity limits fast replication.

OPERATIONAL MOAT

The clinic that knows exactly what it is injecting, why it is allowed, what evidence supports it and how to handle a complication has a moat. The clinic that bought a vial because the sales rep called it a stem cell does not.

9. Market Trend Graph

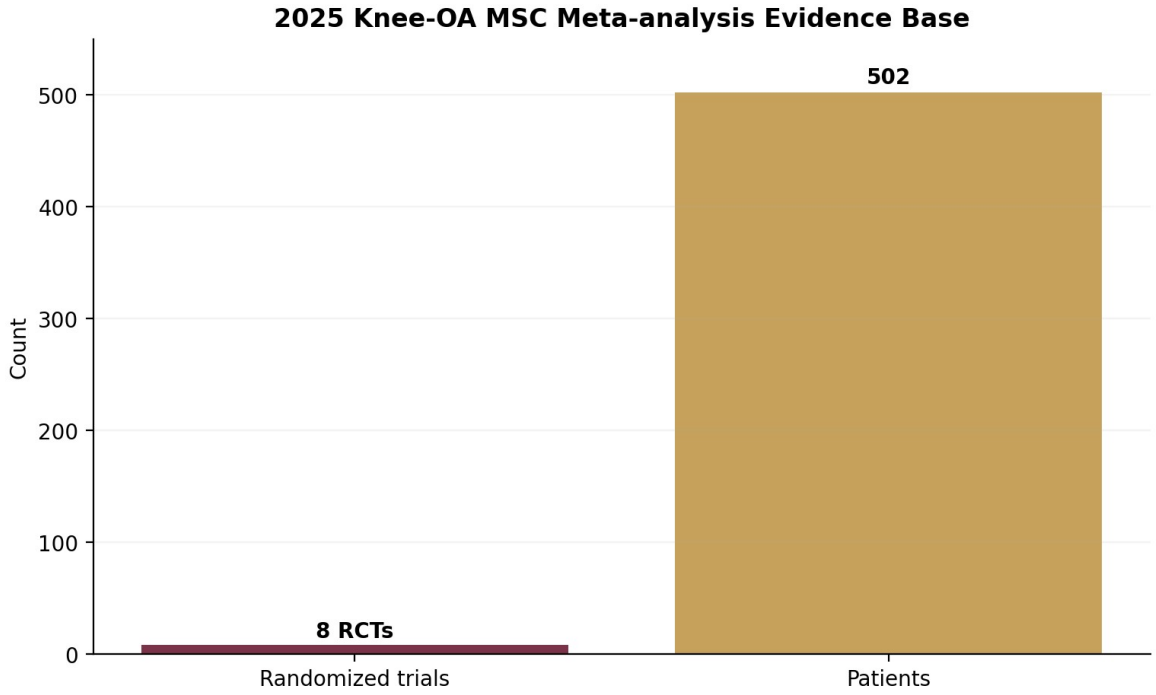

Source note: 2025 meta-analysis of intra-articular MSCs for knee osteoarthritis: 8 randomized controlled trials and 502 patients; reported improvement in pain/function versus controls. This is research evidence, not FDA approval for a commercial knee-OA MSC product.

Orthopedic regenerative research is not empty. A 2025 randomized-trial meta-analysis found improvement in knee pain and function after intra-articular MSC treatment. That matters scientifically. It also illustrates the central distinction in this chapter: evidence that a class of interventions may be promising is not the same thing as approval of a particular commercial product.

AAOS also states PRP may reduce pain and improve function in symptomatic knee osteoarthritis, while grading the recommendation as Limited. That is a more defensible operator conversation than promising that an allogeneic cord-derived product will regenerate tissue or treat unrelated systemic disease.

10. Opportunity vs Risk Position

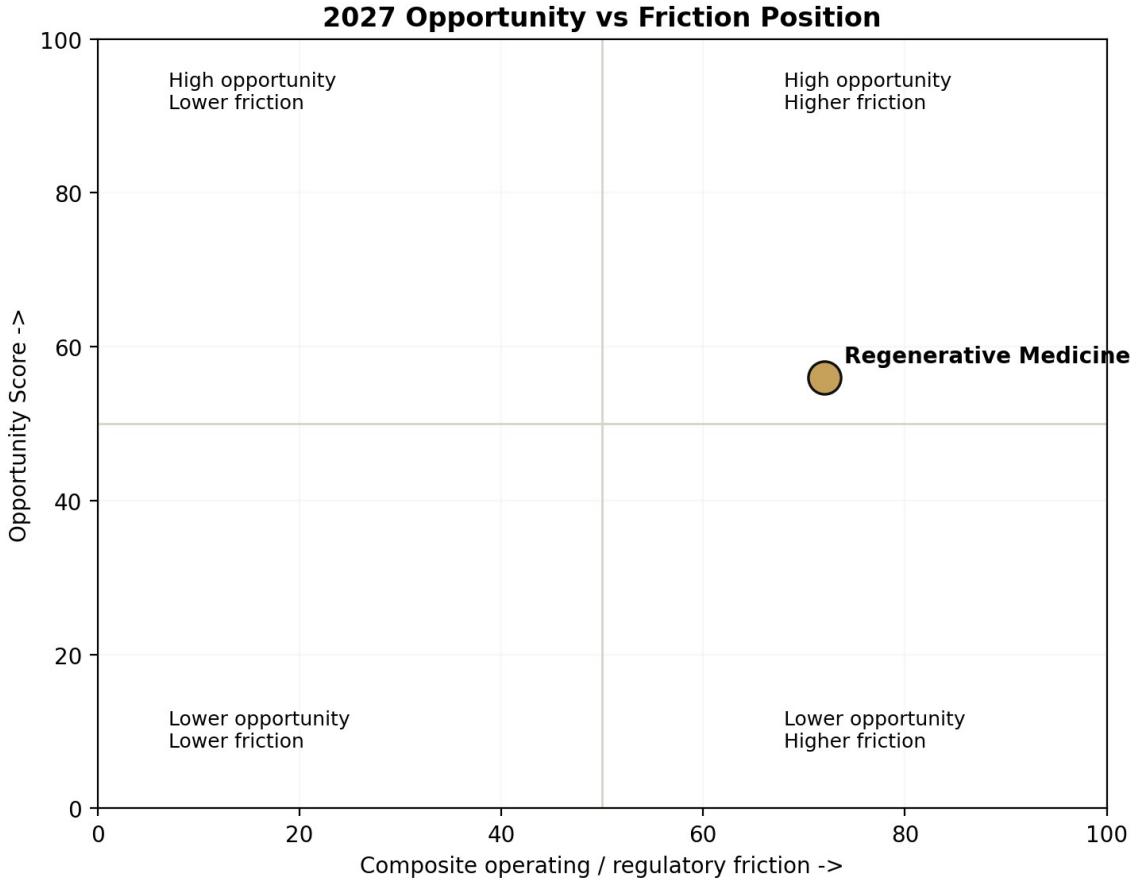

Regenerative Medicine sits in the moderate-opportunity / very-high-friction quadrant. Scientific momentum and high-ticket procedures create opportunity, but the regulatory burden is unusually severe. The category becomes materially better when the operator moves from vague 'stem cell' branding toward specific evidence-based orthobiologics or approved clinical pathways.

WHAT MOVES THE POINT LEFT

PRP, clear autologous procedures, specialty diagnosis, conservative claims, product-specific legal review, IND/BLA pathways and transparent approval status.

WHAT MOVES THE POINT DOWN

Exosome disease claims, cord/Wharton's Jelly products sold as approved stem cells, broad cure claims, unclear source/manufacturing and foreign biologic sourcing.

11. What Operators Get Wrong

They call every biologic a stem cell.

Cord tissue, Wharton's Jelly, amniotic products, exosomes and cultured MSC products are not interchangeable.

They confuse tissue registration with drug approval.

A supplier's registration or accreditation does not mean the injected product has an FDA-approved indication.

They use one product to claim treatment of unrelated diseases.

The broader the disease list, the weaker the clinical and advertising defensibility usually becomes.

They think autologous automatically means unregulated.

Product processing and intended use still matter.

They use research literature as a substitute for product approval.

A meta-analysis can support scientific plausibility without making a commercial product approved.

They ignore manufacturing quality.

Cell/tissue products create sterility, identity, potency and contamination questions that a clinic must understand.

They sell hope instead of documenting uncertainty.

FTC and FDA enforcement history makes that a dangerous marketing strategy.

12. AJ Pakpour Operator Take

AJ PAKPOUR OPERATOR ANALYSIS

Regenerative medicine is one of those businesses where you can be right about the future and still be completely wrong about what you are selling today. I believe cellular medicine is going to keep advancing. FDA-approved cell therapies are already proving that. But that does not mean a clinic can buy Wharton's Jelly, call it stem cells and tell a patient it is going to rebuild a knee, fix neuropathy and improve their brain. That is where operators get into trouble. If I were building this category in 2027, I would stay very close to orthopedics, sports medicine, PRP and products I can explain cleanly. If I am going into actual cell therapy, I want a real regulatory pathway, not a brochure from a vendor. High ticket does not impress me if the whole service line can disappear with one warning letter.

This section is operator analysis and forecast, not a legal opinion or clinical guideline.

13. 12 to 24 Month Forecast

Next 12 months

Federal scrutiny remains intense for unapproved allogeneic cell and exosome products. Orthopedic practices continue using PRP and evaluating other autologous biologics while legitimate cellular-therapy developers advance approved or investigational products through formal pathways.

Next 24 months

The market separates more sharply. The term 'regenerative medicine' becomes less useful as approved cellular therapies, orthobiologics and unapproved retail products diverge. Sophisticated clinics narrow their claims and service mix; weaker retail programs rebrand, relocate or exit.

Scenario	What Happens	Operator Outcome	Probability View
Base case	More legitimate approvals arrive while retail enforcement continues.	Orthobiologic/specialty clinics survive; broad stem-cell marketers contract.	Most likely
Upside	Strong RCTs and additional approvals create clearer orthopedic/regenerative indications.	Defensible regenerative services expand substantially.	Plausible
Downside	Major adverse events or broad federal/state enforcement accelerate.	High-risk allogeneic/exosome clinic models collapse quickly.	Plausible

BIGGEST CATALYST

More FDA-approved cell therapies and stronger indication-specific clinical evidence.

BIGGEST THREAT

Selling an unapproved biological product with claims that cannot survive FDA, FTC or medical-board scrutiny.

14. Best-Fit Operator

- Sports-medicine and orthopedic practices using PRP and selected orthobiologics with conservative evidence-based claims.
- PM&R and interventional practices with strong procedural diagnosis and follow-up.
- Academic or sophisticated specialty centers participating in legitimate IND or approved cellular-therapy pathways.
- Operators willing to obtain product-specific legal/regulatory review rather than relying on distributor representations.
- Practices capable of integrating rehabilitation, weight management and musculoskeletal care around the procedure.
- Organizations that can explicitly tell a patient what is FDA approved, what is investigational and what is not.

Poor fit

- Cash-pay clinics whose primary product is Wharton's Jelly, cord tissue or exosomes for broad disease treatment.
- Businesses using one biologic product across orthopedic, neurologic, autoimmune and anti-aging claims.
- Operators that cannot identify the manufacturer, processing method, regulatory classification or lot traceability of the product.
- Clinics using 'FDA registered' or 'FDA compliant' language to imply product approval.
- Marketers promising tissue regeneration or cures beyond the supporting evidence.

15. Red Flags

Red Flag	Why It Matters
Exosome product sold for disease treatment	FDA states there are currently no FDA-approved exosome products.
Wharton's Jelly / cord product marketed as approved stem cells	FDA warning letters directly target this type of characterization.
No IND/BLA or HCT/P classification analysis	The clinic may not know what legal pathway its product actually occupies.
One product for many unrelated diseases	A classic unsupported-claims pattern seen in enforcement cases.
Foreign or opaque biologic source	Creates identity, sterility, import and manufacturing risk.
No lot/source traceability	Makes adverse-event response and recalls difficult.
Vendor says 'FDA registered' = approved	Facility registration is not product approval.

16. Confidence Rating

CONFIDENCE: HIGH

Confidence is high in the regulatory direction because FDA and FTC continue to state clear positions on unapproved regenerative products and have taken recent enforcement actions. Confidence is also high that legitimate cellular therapy is advancing through approved pathways. Confidence is moderate on the exact size and persistence of the retail cash-pay market because provider and revenue data are fragmented.

What would change the score materially

- New FDA approvals for musculoskeletal cell therapies.
- Large randomized U.S. trials confirming durable orthopedic benefit from specific cellular products.
- Major changes to FDA HCT/P guidance or enforcement policy.
- New federal or state enforcement focused on exosomes, cord tissue or Wharton's Jelly.
- A major safety event involving a widely used commercial biologic product.
- Clearer payer reimbursement for approved regenerative treatments.

17. Final Verdict

2027 Score	Rating	Momentum	Risk	Confidence
56 / 100	**Caution / Selective**	**COOLING**	**High**	**High**

FINAL VERDICT

56/100 - CAUTION / SELECTIVE. Regenerative medicine has genuine scientific momentum, meaningful patient demand and potentially strong procedure economics. The retail clinic opportunity is constrained by the highest regulatory burden in the report to this point. The defensible 2027 business is indication-specific orthobiologics or legitimate approved/investigational cellular therapy - not broad stem-cell or exosome marketing.

The central strategic rule is simple: know exactly what the product is before you sell what you hope it can do.

Sources & Evidence Register

REG-E01 FDA - Important Patient and Consumer Information About Regenerative Medicine Therapies
https://www.fda.gov/vaccines-blood-biologics/consumers-biologics/important-patient-and-consumer-information-about-regenerative-medicine-therapies

REG-E02 FDA - Approval of RYONCIL, First Mesenchymal Stromal Cell Therapy
https://www.fda.gov/news-events/press-announcements/fda-approves-first-mesenchymal-stromal-cell-therapy-treat-steroid-refractory-acute-graft-versus-host

REG-E03 FDA - Approved Cellular and Gene Therapy Products
https://www.fda.gov/vaccines-blood-biologics/cellular-gene-therapy-products/approved-cellular-and-gene-therapy-products

REG-E04 PubMed - 2025 MSC Knee-OA RCT Meta-analysis
https://pubmed.ncbi.nlm.nih.gov/40055739/

REG-E05 AAOS - Management of Osteoarthritis of the Knee / PRP
https://www.aaos.org/OAK3CPG

REG-E06 FTC - Stem Cell Institute Orders and $5.1M+ Relief/Penalties
https://www.ftc.gov/news-events/news/press-releases/2025/01/stem-cell-institute-co-founders-companies-banned-marketing-stem-cell-treatments-ordered-pay-more-51

REG-E08 FDA - RYONCIL Prescribing Information
https://www.fda.gov/media/184603/download

REG-E09 FDA - Consumer Alert on Regenerative Medicine Products
https://www.fda.gov/vaccines-blood-biologics/consumers-biologics/consumer-alert-regenerative-medicine-products-including-stem-cells-and-exosomes

REG-E10 FDA - Blue Horizon International Warning Letter
https://www.fda.gov/inspections-compliance-enforcement-and-criminal-investigations/warning-letters/blue-horizon-international-llc-728085-05262026

REG-E11 FDA - New Life Medical Services Warning Letter
https://www.fda.gov/inspections-compliance-enforcement-and-criminal-investigations/warning-letters/new-life-medical-services-llc-711102-09242025

REG-E12 FDA - No FDA-approved Exosome Products / Consumer Alert
https://www.fda.gov/vaccines-blood-biologics/consumers-biologics/consumer-alert-regenerative-medicine-products-including-stem-cells-and-exosomes

REG-E13 FTC - Stem Cell Institute of America Case
https://www.ftc.gov/legal-library/browse/cases-proceedings/182-3125-stem-cell-institute-america-llc

REG-E14 FDA - Risks of Unapproved Regenerative Medicine Therapies
https://www.fda.gov/vaccines-blood-biologics/consumers-biologics/important-patient-and-consumer-information-about-regenerative-medicine-therapies

REG-E15 FDA - RYONCIL Approval Safety and Monitoring
https://www.fda.gov/news-events/press-announcements/fda-approves-first-mesenchymal-stromal-cell-therapy-treat-steroid-refractory-acute-graft-versus-host

Methodology Note

The AJ Pakpour Opportunity Score is a proprietary comparative framework for this report. It is not a clinical guideline, investment recommendation, valuation model or government score. Scores combine eight standardized factors. Saturation, regulatory friction and physician/staffing complexity are burden variables and are inverted in the composite calculation. Forecast statements are explicitly labeled as AJ Pakpour analysis or forecast.

Legal / Clinical Disclaimer

This report is educational business analysis. It is not legal advice, medical advice or a substitute for product-specific FDA/HCT/P analysis, state medical-board review, biologics counsel, clinical judgment or IND/BLA advice. Regulatory status and approved indications can change after the research cutoff.

AJ PAKPOUR

CLINIC MARKET INTELLIGENCE REPORT 2027

CATEGORY 08

BEHAVIORAL HEALTH

2027 Score	Rating	Momentum	Risk	Confidence
74 / 100	Attractive / Selective	UP	Moderate	High

Research cutoff: October 15, 2026 | 2027 Edition

1. Business Model Overview

Behavioral health enters 2027 as one of the strongest structural demand stories in outpatient medicine. SAMHSA estimates that 54.6 million U.S. adults had any mental illness in 2025 and 18.2 million had serious mental illness. Yet only 50.9% of adults with any mental illness received treatment. That treatment gap is not a short-term trend; it is a capacity problem.

For this report, behavioral health includes outpatient psychiatry, psychotherapy, medication management, telebehavioral care, collaborative care and integrated behavioral health. Dedicated addiction/MOUD programs are scored separately.

The business model combines unusually strong recurring utilization with unusually low physical capital. The scarce asset is not office space. It is licensed clinicians, payer participation, scheduling capacity, supervision and reliable escalation when care becomes acute.

2. 2027 Opportunity Score

2027 Score	Rating	Momentum	Risk	Confidence
74 / 100	Attractive / Selective	UP	Moderate	High

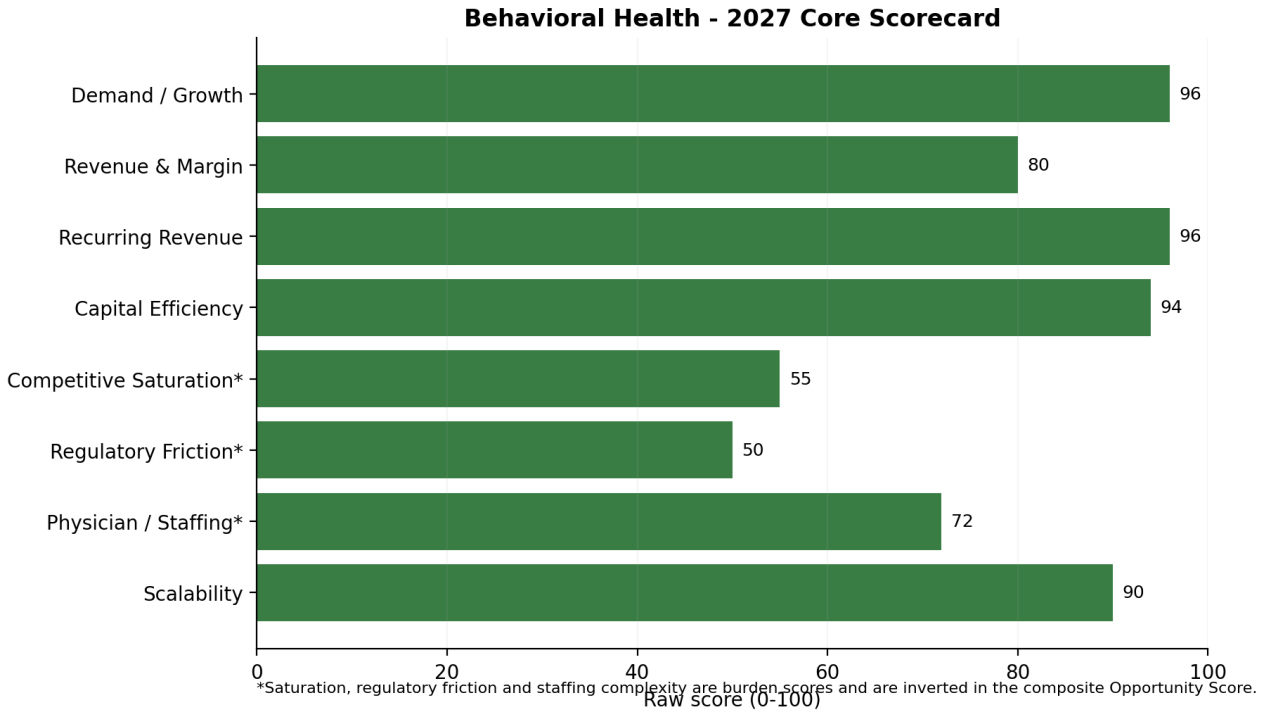

The 2027 Opportunity Score is 74/100. Behavioral Health is Attractive / Selective, near the top tier of the report. Demand, recurrence, capital efficiency and scalability are excellent. The score is capped primarily by clinician shortages, payer economics, credentialing and the operational burden of managing crisis risk and controlled psychiatric medications.

3. Core Scorecard

Demand / Growth Potential - 96
Huge prevalence and major untreated need make demand unusually durable.

Revenue & Margin Potential - 80
Psychotherapy, psychiatric E/M, medication management, crisis, BHI and CoCM create multiple revenue pathways, but payer rates can be thin.

Recurring Revenue Potential - 96
Therapy and psychiatric management are longitudinal by nature.

Startup Capital Efficiency - 94
Virtual/hybrid groups need little fixed equipment.

Competitive Saturation - 55 burden
National platforms compete aggressively, but many markets remain supply constrained.

Regulatory Friction - 50 burden
Licensure, privacy, billing and controlled-substance rules matter, but federal telebehavioral policy is comparatively supportive.

Physician / Staffing Complexity - 72 burden
Clinician shortages are severe and directly constrain growth.

Scalability - 90
Distributed clinicians, telehealth and integrated-care models support large scale.

4. 2026 to 2027 Trend Direction

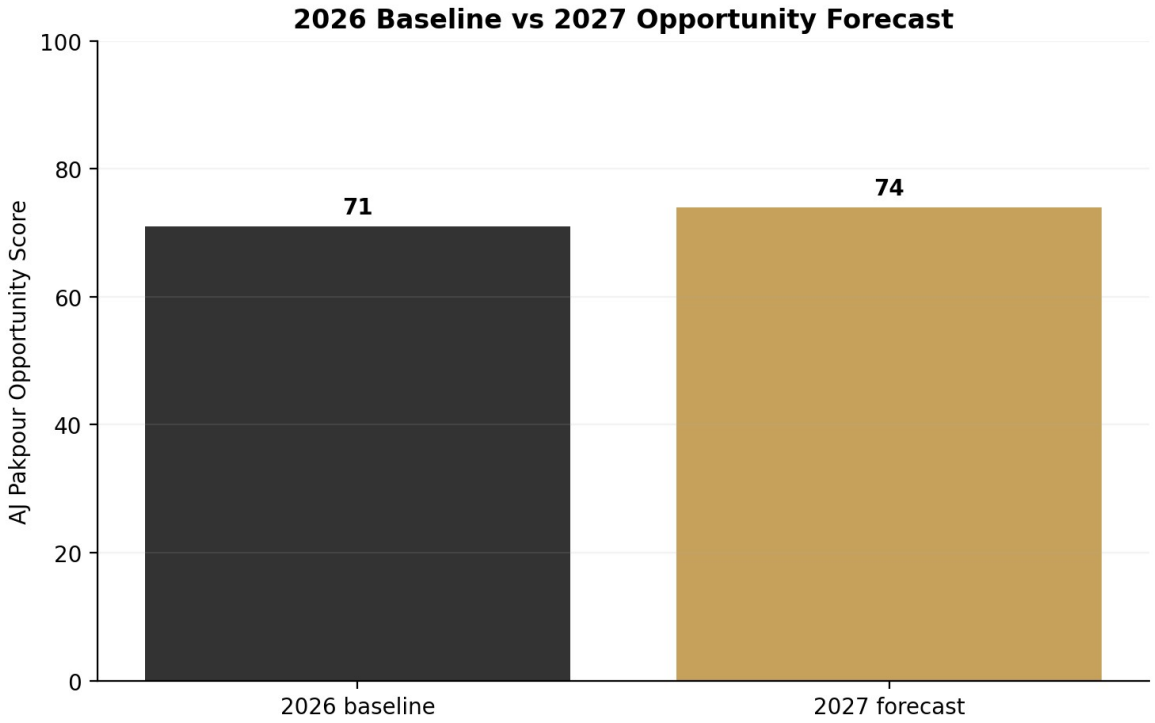

5. Revenue Model

Revenue Layer	Examples	2027 Quality	Operator Note
Psychotherapy	Individual, family, group therapy	High	Recurring but clinician-time intensive.
Psychiatric E/M	Evaluation and medication management	High	Strong demand, especially with psychiatrist/APP shortages.
Telebehavioral	Virtual therapy and psychiatry	High	Low fixed cost and permanent Medicare pathways.
BHI / CoCM	Integrated primary-care behavioral health	High	Adds team-based recurring revenue.
Crisis services	Crisis psychotherapy and urgent follow-up	Variable	Operationally demanding but clinically valuable.
Cash-pay specialty	ADHD, anxiety, executive-function, selected niche care	Variable	Must avoid controlled-substance-first commodity positioning.

6. Startup Profile

Dimension	Rating	2027 Interpretation
Capital intensity	Low	Physical build-out is optional for virtual/hybrid.
Time to readiness	Moderate	Licensing, credentialing and recruiting take time.
Facility burden	Very Low to Moderate	Depends on hybrid/in-person strategy.
Technology burden	Moderate	EHR, telehealth, eRx, scheduling, messaging, outcomes and privacy.
Inventory burden	Very Low	Usually no product inventory.
Working capital	Moderate	Credentialing lag and clinician payroll can consume cash.
Clinical staffing	High	Recruitment and retention are the key constraint.
Vendor dependence	Moderate	Payers, EHR, telehealth and e-prescribing affect operations.

7. Regulatory Risk

- State licensure applies where the patient is located.
- Controlled psychiatric medications remain subject to DEA and state prescribing rules; the current federal telemedicine extension ends Dec. 31, 2026.
- Behavioral telehealth has permanent Medicare home and audio-only pathways, with the in-person requirement waived through Dec. 31, 2027.
- Documentation, session time and billing integrity matter; federal enforcement has included behavioral telehealth billing cases.
- HIPAA/privacy, emergency contacts and suicide-risk escalation protocols must be embedded in virtual workflows.
- Supervision and scope rules vary for therapists, counselors and advanced-practice prescribers.

8. Operational Complexity

Operating Function	Burden	Why It Matters
Recruiting	Very High	Growth is limited by licensed clinician capacity.
Credentialing	High	Payer enrollment delays revenue.
Scheduling / no-shows	High	Empty clinician time directly destroys margin.
Supervision	Moderate to High	Required for some clinicians and important for quality.
Crisis escalation	Very High importance	Suicidality and acute deterioration require immediate pathways.
Medication workflow	Moderate to High	Refills, labs and controlled drugs add complexity.
Quality review	High	Chart audits and outcome tracking matter at scale.
Multi-state licensing	High	Patient location and clinician license must align.

9. Market Trend Graph

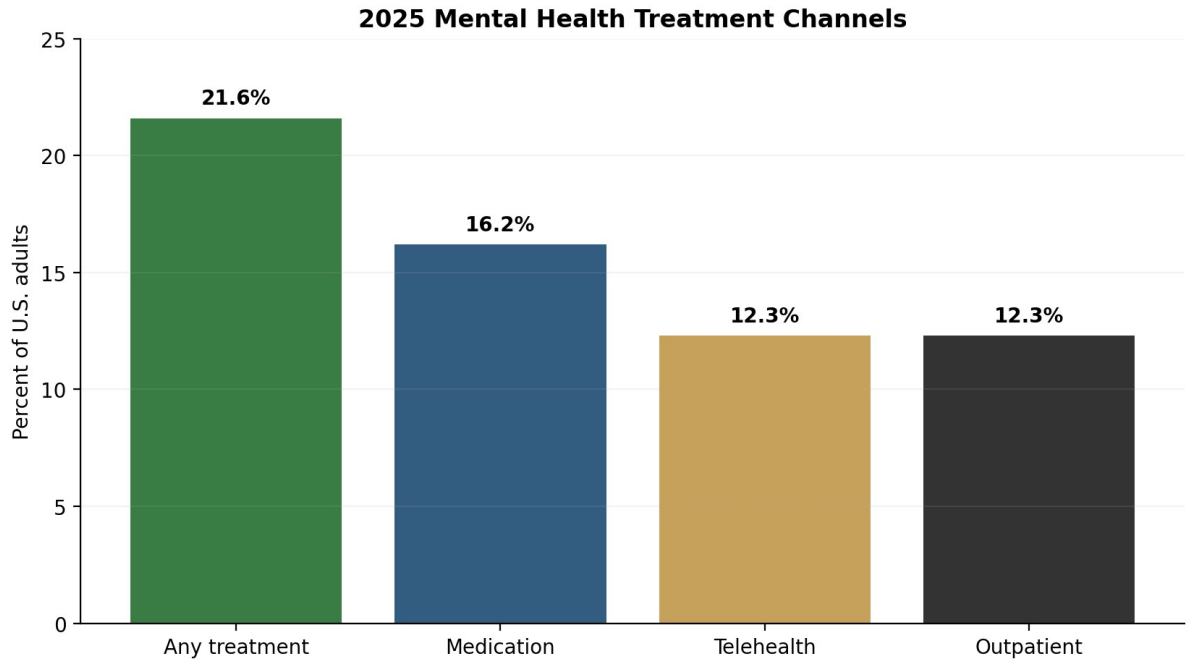

10. Opportunity vs Risk Position

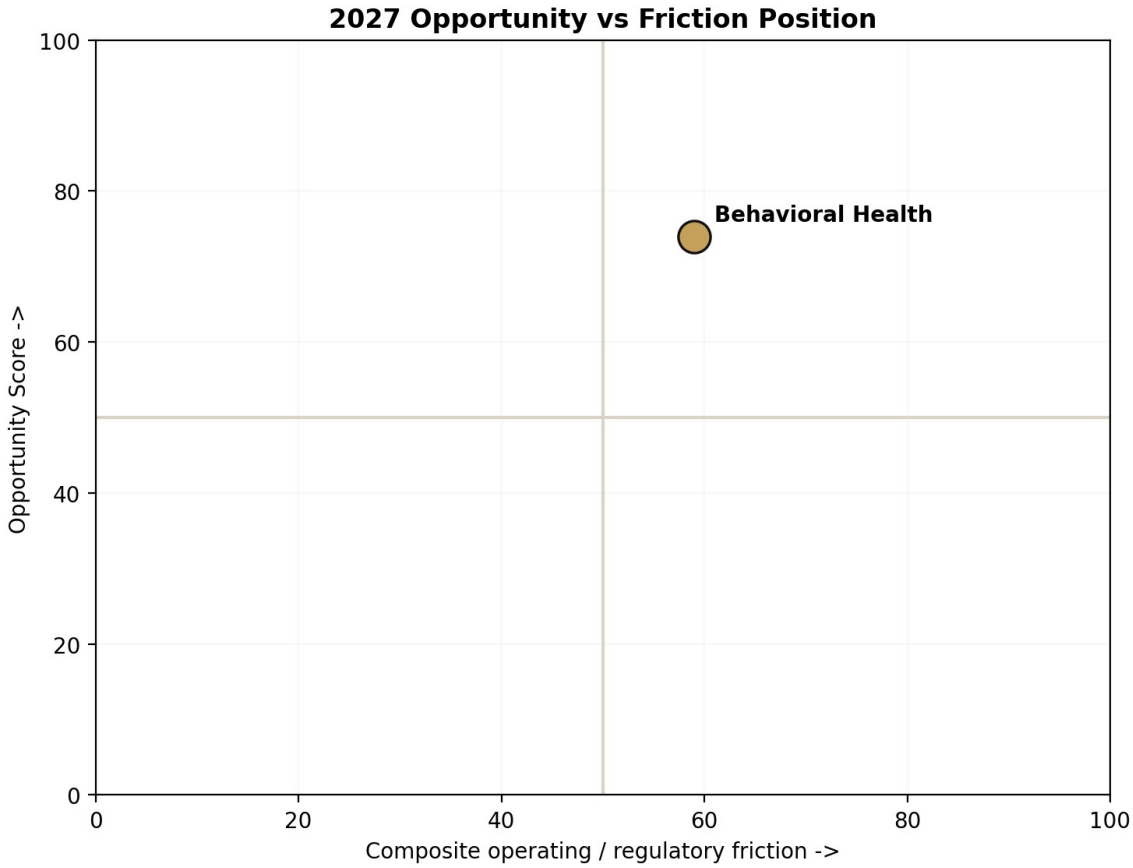

11. What Operators Get Wrong

- They think demand solves the business. Demand is abundant; staffed appointment capacity is scarce.
- They ignore no-show economics. A therapist calendar can look full and still underperform.
- They rely on one payer and accept weak rates without modeling clinician-hour contribution margin.
- They scale telehealth without crisis escalation or local in-person pathways.
- They treat clinicians as interchangeable contractors and then lose patients when clinicians leave.
- They bill encounters that did not occur or do not satisfy time/documentation requirements.
- They build stimulant-heavy psychiatry without planning for controlled-substance policy changes.

12. AJ Pakpour Operator Take

AJ PAKPOUR OPERATOR ANALYSIS

Behavioral health is one of the few categories where I am not worried about finding patients. I am worried about finding good clinicians, keeping them, getting them credentialed and making sure the payer economics work. The clinic that wins is not the one with the fanciest telehealth website. It is the one that can fill calendars with the right patients, keep therapists and prescribers productive, manage no-shows, get paid correctly and know exactly what happens when a patient becomes high risk. I like this category because the demand and recurrence are real. But if your whole margin disappears because a psychiatrist leaves or a payer cuts ten dollars off a visit, you do not have much of a business. Build the provider network and operating system first.

13. 12 to 24 Month Forecast

Scenario	What Happens	Operator Outcome	Probability View
Base case	Demand remains above supply; telebehavioral and collaborative care continue growing.	Well-run hybrid groups expand.	Most likely
Upside	Licensure simplification and BHI/CoCM adoption increase clinician productivity.	Multi-state platforms gain leverage.	Plausible
Downside	Payer compression and clinician wage inflation outpace reimbursement.	Low-margin groups consolidate or exit.	Plausible

BIGGEST CATALYST
Permanent telebehavioral access plus integrated-care reimbursement and large unmet demand.

BIGGEST THREAT
Clinician scarcity combined with payer-rate compression and weak scheduling economics.

14. Best-Fit Operator

- Psychiatry and therapy groups with strong recruiting and credentialing infrastructure.
- Hybrid telebehavioral networks with local escalation capability.
- Primary-care groups adding collaborative care and behavioral-health integration.
- Multi-state operators able to centralize scheduling, quality and payer management.
- Groups with diversified payer mix and clear clinician productivity metrics.

15. Red Flags

Red Flag	Why It Matters
No suicide/crisis pathway	High-risk deterioration cannot be handled as routine scheduling.
Chronic clinician vacancies	Demand cannot monetize without staffed capacity.
Single-payer dependence	Rate cuts or contract termination can damage the whole model.
No-show billing / weak time documentation	Creates False Claims Act and payer exposure.
Weak supervision	Degrades quality and retention.
Controlled-substance dependency	2027 remote-prescribing rules remain a live variable.
No provider-retention strategy	Patients often leave when clinicians leave.

16. Confidence Rating

CONFIDENCE: HIGH

Confidence is high because the demand, treatment gap, telebehavioral utilization, Medicare policies and workforce shortages are all supported by recent national data. The main uncertainty is commercial execution: payer rates, clinician wages, recruiting and the post-2026 controlled-substance telemedicine framework.

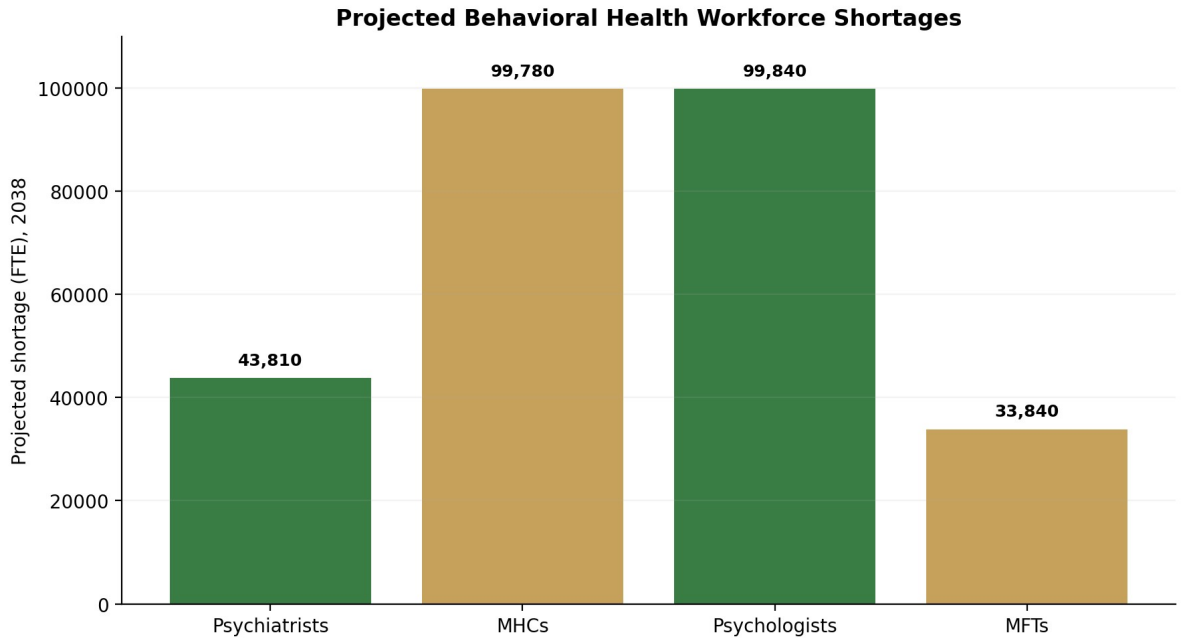

17. Final Verdict

2027 Score	Rating	Momentum	Risk	Confidence
74 / 100	Attractive / Selective	UP	Moderate	High

FINAL VERDICT

74/100 - ATTRACTIVE / SELECTIVE. Behavioral health has some of the strongest structural demand and recurring-care economics in the 2027 report. It is capital efficient and highly compatible with telehealth. The limiting asset is qualified clinical capacity, not patient demand. The best operators build recruiting, credentialing, payer and quality infrastructure that keeps clinicians productive and patients in continuous care.

The central strategic rule is simple: in behavioral health, the provider network is the product.

Sources & Evidence Register

BH-E01 SAMHSA - 2025 NSDUH Release
https://www.samhsa.gov/blog/release-2025-nsduh-using-data-to-drive-great-american-recovery

BH-E02 SAMHSA - 2025 NSDUH Annual National Report
https://www.samhsa.gov/data/sites/default/files/reports/rpt57150/2025-nsduh-annual-national-report.pdf

BH-E03 HRSA - Health Workforce Projections
https://bhw.hrsa.gov/data-research/projecting-health-workforce-supply-demand

BH-E04 CMS - Marriage and Family Therapists & Mental Health Counselors
https://www.cms.gov/medicare/payment/fee-schedules/physician-fee-schedule/marriage-family-therapists-mental-health-counselors

BH-E05 CMS - CY 2026 Medicare Physician Fee Schedule Final Rule
https://www.cms.gov/newsroom/fact-sheets/calendar-year-cy-2026-medicare-physician-fee-schedule-final-rule-cms-1832-f

BH-E06 HHS Telehealth - Billing for telebehavioral health
https://telehealth.hhs.gov/providers/best-practice-guides/telehealth-for-behavioral-health/billing-for-telebehavioral-health

BH-E07 SAMHSA - 2025 NSDUH Treatment Channels
https://www.samhsa.gov/data/sites/default/files/reports/rpt57150/2025-nsduh-annual-national-report.pdf

BH-E08 HHS Telehealth - Telehealth Policy Updates
https://telehealth.hhs.gov/providers/telehealth-policy/telehealth-policy-updates

BH-E09 HRSA - State of the Behavioral Health Workforce, 2025
https://bhw.hrsa.gov/sites/default/files/bureau-health-workforce/data-research/Behavioral-Health-Workforce-Brief-2025.pdf

BH-E10 DEA - Telemedicine Flexibilities Through Dec. 31, 2026
https://www.dea.gov/press-releases/2025/12/31/dea-extends-telemedicine-flexibilities-ensure-continued-access-care

BH-E11 HHS Telehealth - Permanent Behavioral Telehealth Access
https://telehealth.hhs.gov/providers/telehealth-policy/telehealth-policy-updates

BH-E12 HHS OIG - 2026 National Health Care Fraud Takedown
https://www.oig.hhs.gov/fraud/enforcement/2026-national-health-care-fraud-takedown/

BH-E13 HRSA - Behavioral Health Workforce Brief 2025
https://bhw.hrsa.gov/sites/default/files/bureau-health-workforce/data-research/Behavioral-Health-Workforce-Brief-2025.pdf

BH-E14 HHS Telehealth - Licensure Compacts
https://telehealth.hhs.gov/licensure/licensure-compacts

Methodology Note

The AJ Pakpour Opportunity Score is a proprietary comparative framework for this report. It is not a clinical guideline, investment recommendation, valuation model or government score. Saturation, regulatory friction and staffing complexity are burden variables and are inverted in the composite calculation.

Legal / Clinical Disclaimer

This report is educational business analysis. It is not legal, medical, billing or payer-contract advice. State licensure, prescribing, reimbursement, telehealth and controlled-substance rules can change after the research cutoff.

AJ PAKPOUR

CLINIC MARKET INTELLIGENCE REPORT 2027

CATEGORY 09

ADDICTION MEDICINE / MOUD

2027 Score	Rating	Momentum	Risk	Confidence
73 / 100	Attractive / Selective	UP	Elevated	High

Research cutoff: October 15, 2026 | 2027 Edition

1. Business Model Overview

Addiction medicine enters 2027 with one of the clearest combinations of medical necessity, recurring care and persistent unmet demand in outpatient medicine. SAMHSA estimates that approximately 4.0 million people age 12 or older had opioid use disorder in 2025. Only 15.7% of people with past-year OUD received medication for opioid use disorder. That gap remains enormous even as overdose mortality has improved.

The category is not one operating model. Office-based buprenorphine and naltrexone can be delivered through primary care, specialty addiction medicine, behavioral health or tele-MOUD. Methadone for OUD remains fundamentally different because it is generally dispensed through federally certified opioid treatment programs. OTPs carry certification, accreditation, medication-handling, diversion-control and facility requirements that do not apply to a simple office-based buprenorphine program.

The policy direction has become more access-oriented. The federal X-waiver requirement was eliminated. DEA and HHS created a permanent pathway allowing eligible practitioners to initiate buprenorphine through audio-only or audio-video telemedicine for patients they have not seen in person, subject to PDMP and other safeguards. SAMHSA's modernized OTP rules also permanently incorporated several telehealth and take-home flexibilities.

CORE THESIS

Addiction medicine is a strong 2027 business because the clinical need is durable, treatment is longitudinal and access barriers are falling. The moat is not prescription access. It is safe controlled-substance operations, retention, payer infrastructure and integrated medical/behavioral care.

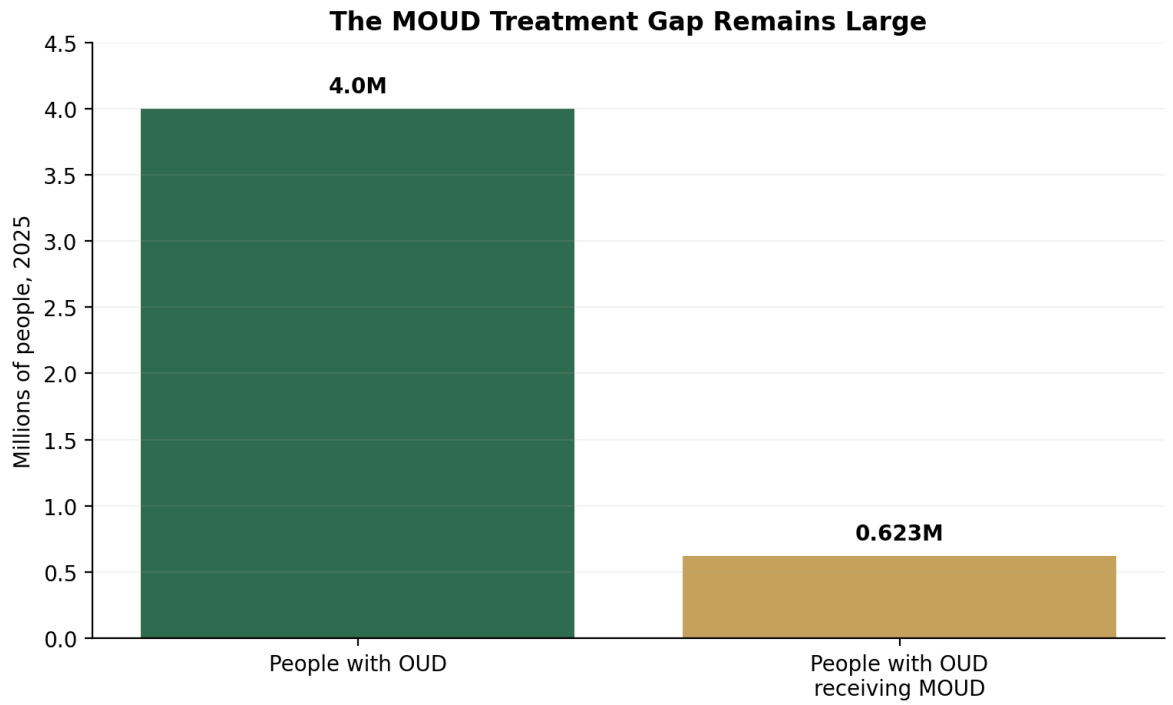

Source note: SAMHSA 2025 NSDUH: approximately 4.0 million people had past-year OUD; 623,000 people with OUD received MOUD, or 15.7%.

2. 2027 Opportunity Score

2027 Score	Rating	Momentum	Risk	Confidence
73 / 100	Attractive / Selective	UP	Elevated	High

The 2027 Opportunity Score is 73/100, placing Addiction Medicine / MOUD in the Attractive / Selective band. Demand, recurring revenue, capital efficiency and scalability score very well. The category loses points because controlled-substance governance, methadone regulation, high-acuity patient management, payer complexity and clinical staffing create real operating friction.

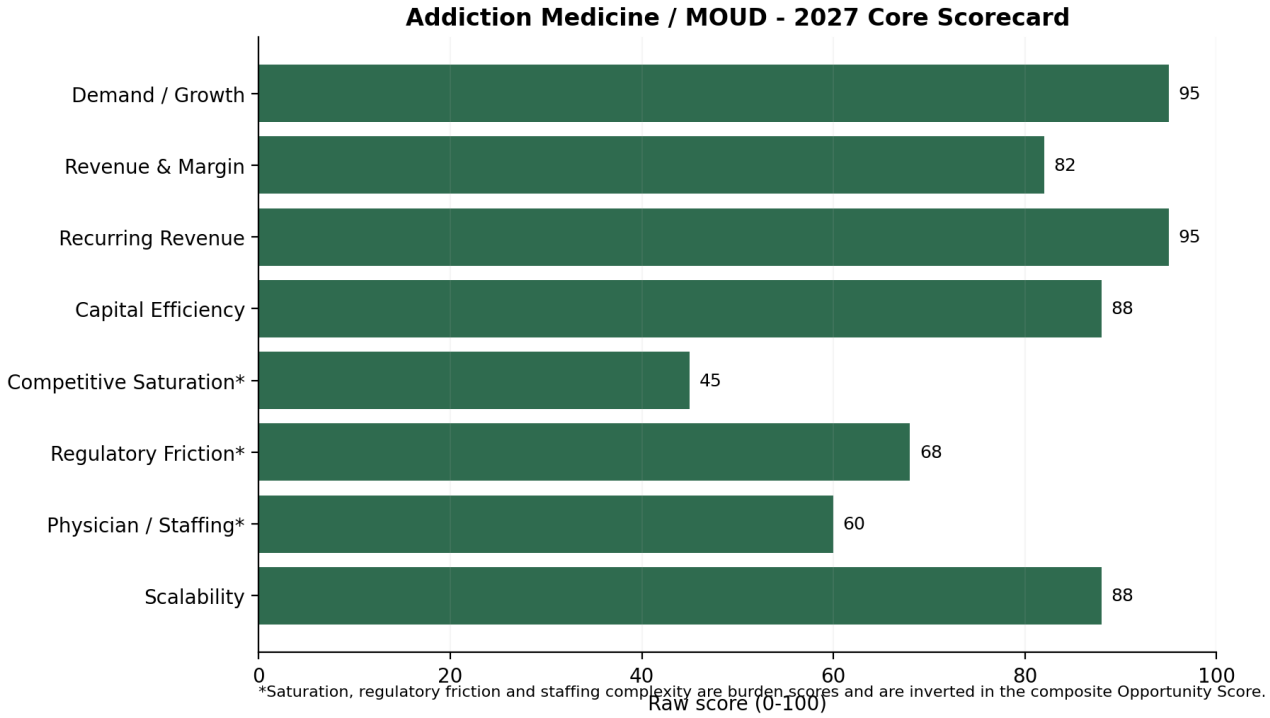

The score reflects the full category rather than only tele-buprenorphine. A low-capital office-based buprenorphine clinic and a methadone OTP have radically different startup profiles. The opportunity is strongest when an operator chooses the correct model for its capital, state, payer strategy and clinical capability.

3. Core Scorecard

Demand / Growth Potential - 95

OUD affects millions of people, MOUD penetration remains low, and geographic/provider access barriers persist despite recent policy improvements.

Revenue & Margin Potential - 82

Office-based treatment supports E/M and monthly SUD bundles; OTPs have weekly bundled reimbursement and additional covered services. Payer mix and staffing materially affect contribution margin.

Recurring Revenue Potential - 95

OUD is chronic and evidence-based MOUD is typically longitudinal. Ongoing medication management, counseling, care coordination and monitoring create strong recurrence.

Startup Capital Efficiency - 88

Office-based and virtual buprenorphine are capital efficient. Methadone OTPs are not; they require certification, accreditation, dosing, security and more facility infrastructure.

Competitive Saturation - 45 burden

There are thousands of treatment programs and many office-based prescribers, but the treatment gap remains large and geographic shortages remain meaningful.

Regulatory Friction - 68 burden

Buprenorphine remains controlled, methadone for OUD is OTP-restricted, states may be stricter than federal rules, and controlled-substance/diversion expectations are substantial.

Physician / Staffing Complexity - 60 burden

Prescribers, counselors/care coordinators, pharmacy access, crisis/overdose protocols and comorbidity management make this more complex than a simple telehealth specialty.

Scalability - 88

Tele-buprenorphine can scale across states with licensure and PDMP infrastructure. OTP/mobile-unit expansion is scalable too, but more capital and regulation are required.

4. 2026 to 2027 Trend Direction

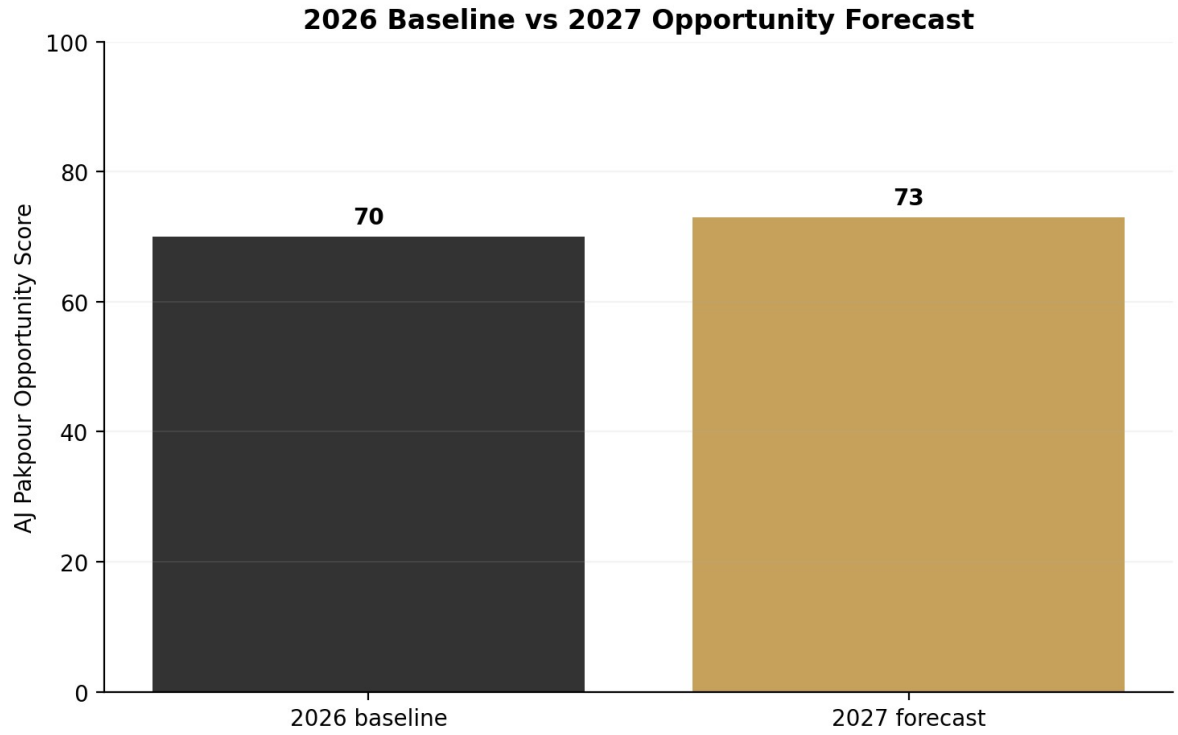

AJ FORECAST

2026 baseline: 70. 2027 forecast: 73. Direction: UP as access barriers fall and longitudinal MOUD expands, even while overdose mortality improves.

CDC provisional data estimate 69,973 total drug-overdose deaths in 2025, almost 14% lower than 2024. Opioid-involved overdose deaths fell from an estimated 55,296 in 2024 to 44,564 in 2025. That is a meaningful public-health improvement, not evidence that addiction treatment demand has disappeared. The remaining mortality burden is still severe, and only a minority of people with OUD receive MOUD.

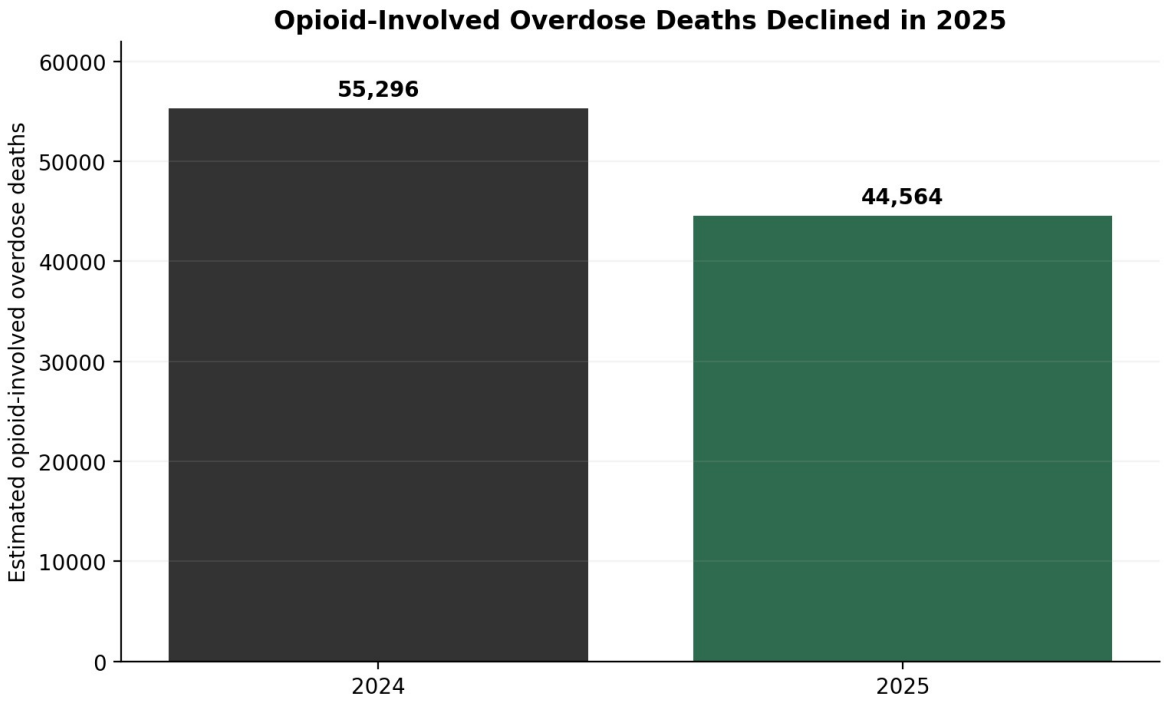

Source note: CDC/NCHS provisional estimates released May 13, 2026. Overdose trends may be revised as final mortality data are completed.

5. Revenue Model

Revenue Layer	Examples	2027 Quality	Operator Note
Medical E/M	Evaluation, induction, stabilization, follow-up	High	Core physician/APP revenue in office-based MOUD.
Office-based SUD bundle	G2086-G2088 care coordination, therapy/counseling	High when requirements met	Requires real time/services, not code-only billing.
Counseling / behavioral care	Individual/group counseling, therapy, care coordination	High	Improves clinical integration and revenue diversity.
OTP weekly bundles	Methadone, buprenorphine, naltrexone plus associated services	High / regulated	Recurring reimbursement but significant regulatory infrastructure.
Long-acting MOUD	Injectable buprenorphine or naltrexone pathways	Moderate to High	Drug acquisition/coverage logistics matter.
Toxicology / monitoring	Clinically appropriate testing and medication monitoring	Variable	Must be medically necessary and not a profit-center abuse model.

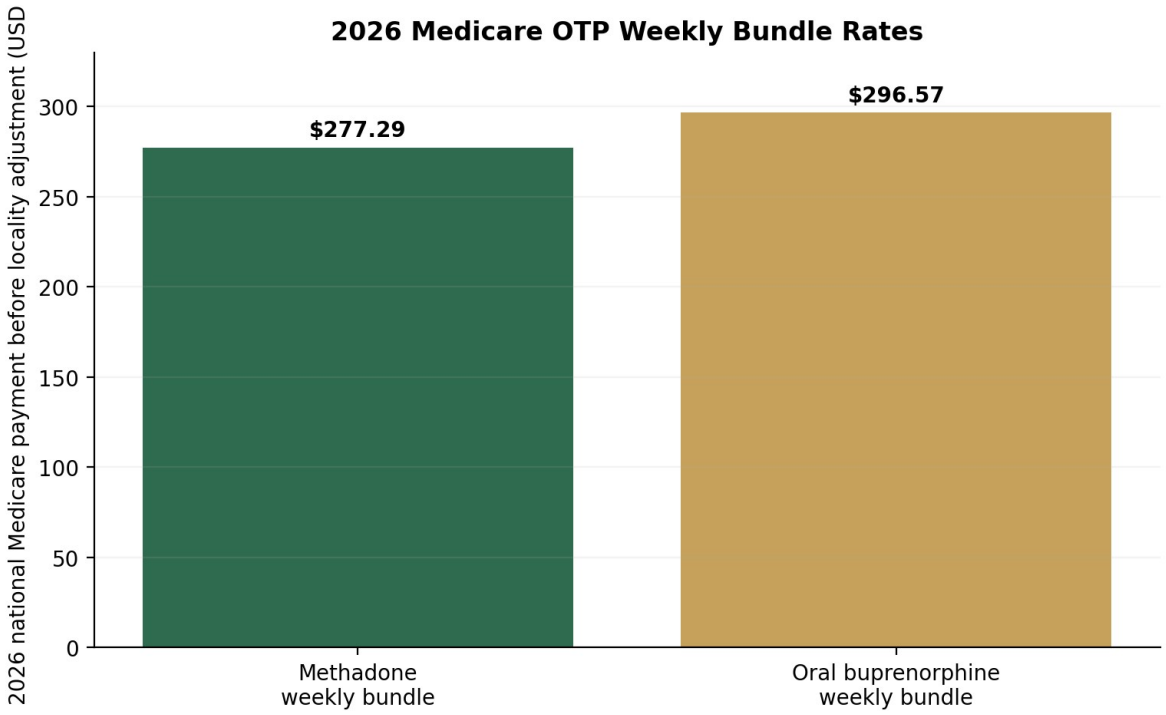

Source note: CMS 2026 national OTP payment rates before locality adjustment: methadone weekly bundle $277.29; oral buprenorphine weekly bundle $296.57.

REVENUE PRINCIPLE

This is recurring medical care, not a urine-testing company and not a prescription-access website. Revenue quality improves when the patient stays in treatment and the service mix reflects actual clinical need.

6. Startup Profile

Dimension	Office-Based / Tele-MOUD	OTP / Methadone Model
Capital intensity	Low	High
Time to readiness	Moderate	Long
Facility burden	Low to Moderate	High
Technology burden	Moderate	Moderate to High
Medication handling	Usually pharmacy-dispensed	On-site dispensing / dosing infrastructure
Certification / accreditation	Standard practice requirements	SAMHSA certification + approved accreditation
Security / diversion controls	Moderate	High
Scalability	High	Moderate to High with capital

STARTUP PRINCIPLE

Do not put a tele-buprenorphine clinic and a methadone OTP in the same pro forma. They serve overlapping patients but they are different businesses.

7. Regulatory Risk

- Buprenorphine telemedicine: the permanent federal rule allows eligible practitioners to initiate and prescribe up to a total six-month supply via audio-only or audio-video telemedicine for a patient never evaluated in person, subject to PDMP and documentation requirements.
- PDMP: under the tele-buprenorphine rule, the practitioner must generally check the PDMP in the state where the patient is located before each prescription; inability to access it triggers additional limits/documentation.
- X-waiver: the federal DATA-waiver requirement is gone, but ordinary DEA authority, professional licensure and state law still apply.
- Methadone: methadone for OUD generally remains restricted to certified OTPs; the modernized rule did not create routine office or pharmacy prescribing for OUD.
- 42 CFR Part 8: OTPs remain subject to federal certification, accreditation, diversion controls, medication-management rules and individualized patient-care requirements.
- State law: states can impose stricter rules than the federal floor for telemedicine, controlled substances, facility licensing and professional practice.
- Billing / toxicology: documentation, medical necessity and actual services rendered matter. High-volume testing or bundled billing without clinical support can create payer and False Claims Act exposure.

POLICY SHIFT

The federal direction is toward broader evidence-based access, not deregulation. Access rules have become more flexible while clinical, diversion and documentation expectations remain.

8. Operational Complexity

Operating Function	Burden	Why It Matters
Induction / stabilization	High	Withdrawal, precipitated withdrawal and dose changes require clinical judgment.
Prescriber coverage	High	Continuity matters; abrupt access failures can destabilize patients.
PDMP / controlled-substance workflow	High	Must align federal and state requirements.
Counseling / care coordination	Moderate to High	Integrated care improves retention and supports some billing pathways.
Toxicology	Moderate	Useful when clinically appropriate; overuse creates cost and compliance risk.
Overdose / naloxone planning	Very High importance	Risk remains part of routine care.
Psychiatric / medical comorbidity	High	OUD frequently coexists with other SUD, mental-health and medical conditions.
Retention / outreach	Very High	Keeping patients engaged is both a clinical outcome and business driver.

OPERATIONAL MOAT

The operator who can keep a high-risk patient safely engaged in treatment has a real moat. The operator who can only write the first buprenorphine prescription does not.

9. Market Trend Graph

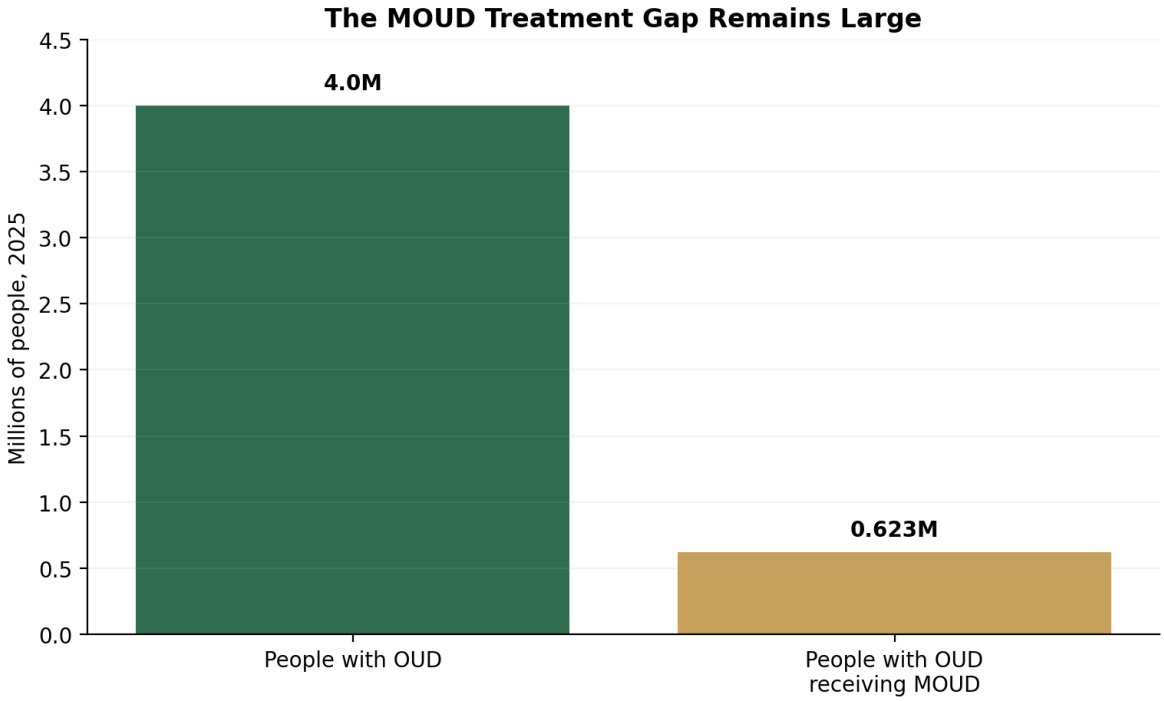

The most important market signal is the treatment gap. Of approximately 4.0 million people with past-year OUD in 2025, only 623,000 received MOUD. That does not mean every untreated person is immediately addressable by a private clinic, but it demonstrates that national capacity and engagement remain far below clinical need.

The second signal is more encouraging: overdose mortality has fallen substantially from its recent peak. The strategic implication is not to chase a crisis headline; it is to build a durable chronic-care platform in a market where evidence-based treatment appears to be contributing to better outcomes but remains underused.

10. Opportunity vs Risk Position

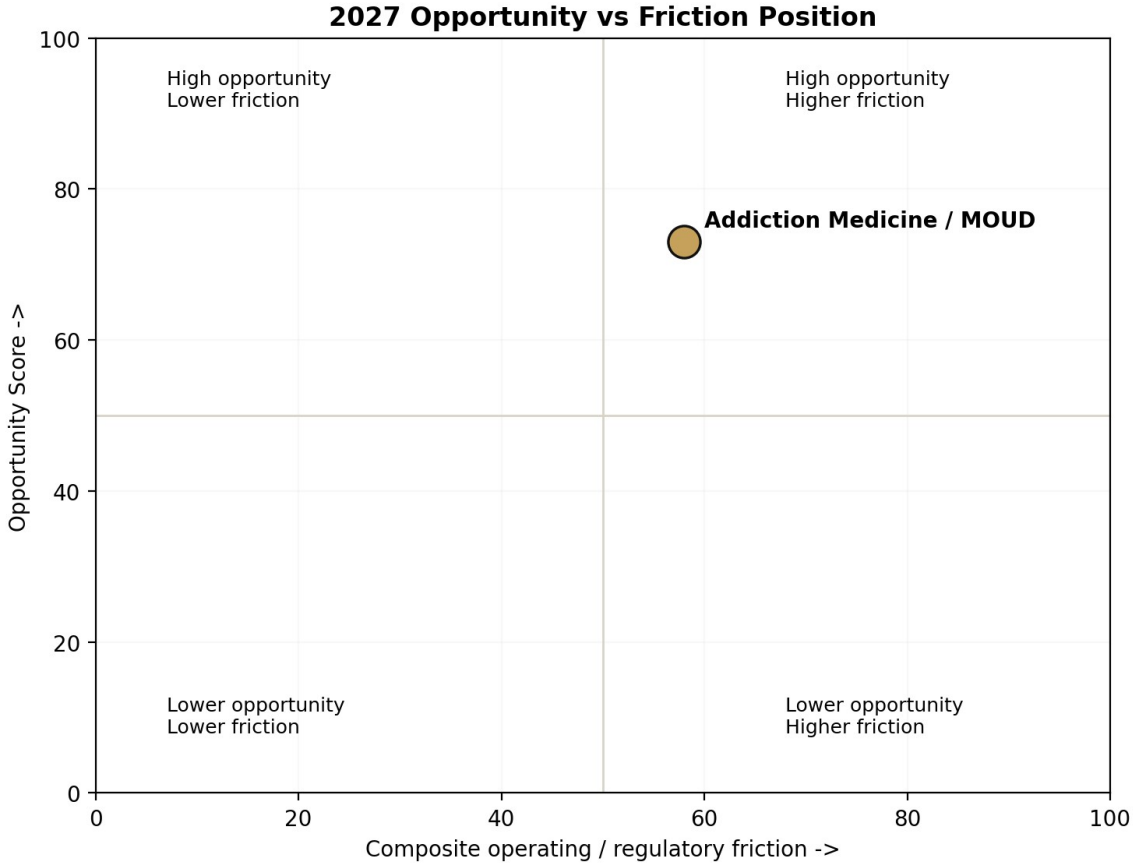

Addiction Medicine / MOUD occupies a high-opportunity / elevated-friction position. It is more regulated and clinically complex than ordinary primary care, but it benefits from unusually strong recurring need, improving telemedicine access and established reimbursement pathways.

WHAT MOVES THE POINT LEFT

Office-based buprenorphine, strong PDMP/diversion systems, integrated counseling, clean billing, payer diversity, local referral pathways and naloxone/overdose planning.

WHAT MOVES THE POINT DOWN

Cash-only high-volume prescribing, detox-only care, weak retention, abusive toxicology billing, no crisis pathway, uncontrolled benzodiazepine/stimulant co-prescribing and methadone outside OTP rules.

11. What Operators Get Wrong

They build detox instead of longitudinal treatment.

Detoxification without MOUD is not the evidence-based endpoint for OUD and carries higher relapse/overdose risk.

They think removing the X-waiver removed the rules.

It removed a federal prescribing barrier; it did not eliminate DEA, licensure, PDMP or state requirements.

They treat buprenorphine access as the whole product.

Retention, counseling, pharmacy access, follow-up and comorbidity management create the durable value.

They use toxicology as the business model.

Testing should follow medical necessity and treatment decisions, not revenue targets.

They run controlled substances without diversion systems.

PDMP review, refill discipline, identity/location controls and chart review matter.

They treat methadone like office buprenorphine.

For OUD, methadone remains an OTP-centered federal model.

They have no escalation path.

Overdose risk, severe withdrawal, suicidality, pregnancy, polysubstance use and medical instability require rapid escalation.

12. AJ Pakpour Operator Take

AJ PAKPOUR OPERATOR ANALYSIS

I like addiction medicine because the need is real, the patient can stay with you for years, and the treatment actually changes outcomes. But this is not a casual telehealth prescription business. If you cannot handle controlled substances, PDMPs, pharmacy problems, relapse, overdose risk, psychiatric issues and patients who disappear and come back, do not get into it. I would rather have a clinic that keeps 500 patients stable and engaged than one that writes 2,000 first prescriptions and loses everybody. The X-waiver disappearing and tele-buprenorphine getting easier are good for access, but they also make it easier for weak operators to enter. The moat in 2027 is retention, physician coverage, payer infrastructure, clean documentation and a team that knows how to keep people in treatment.

This section is operator analysis and forecast, not a clinical guideline or legal opinion.

13. 12 to 24 Month Forecast

Next 12 months

Office-based and tele-buprenorphine continue expanding under the permanent federal telemedicine pathway. OTPs continue implementing the modernized Part 8 framework, including more patient-centered take-home and telehealth practices. Payers and regulators focus increasingly on retention, appropriate controlled-substance practice, documented services and quality rather than simple enrollment counts.

Next 24 months

Addiction medicine becomes more integrated with behavioral health, primary care, peer/recovery services and chronic-care infrastructure. Mobile units and virtual care reduce geographic barriers. Weak cash-pay prescription models face greater scrutiny while established integrated groups gain scale.

Scenario	What Happens	Operator Outcome	Probability View
Base case	Tele-MOUD grows, OTP modernization continues, overdose deaths decline but remain substantial.	Integrated office-based and OTP groups grow.	Most likely
Upside	Long-acting MOUD, payer support and mobile access materially improve retention.	Higher LTV and better clinical outcomes.	Plausible
Downside	State restrictions, diversion events or payer pressure increase operating burden.	Low-governance cash-pay models contract.	Plausible

BIGGEST CATALYST

Permanent tele-buprenorphine access plus the enormous untreated OUD population.

BIGGEST THREAT

Controlled-substance failures, weak retention and reimbursement models that reward testing or volume instead of evidence-based care.

14. Best-Fit Operator

- Addiction-medicine specialists and experienced MOUD prescribers.
- Primary-care groups adding structured office-based buprenorphine with behavioral/care-management support.
- Behavioral-health organizations capable of integrating psychiatry, therapy and MOUD.
- Tele-MOUD networks with state licensure, PDMP and in-person escalation systems.
- Experienced OTP operators with certification, accreditation and mobile-unit capabilities.
- Groups with payer/credentialing infrastructure and measurable patient retention.

Poor fit

- Cash-pay prescription mills optimized for initial visits rather than retention.
- Operators unfamiliar with controlled-substance documentation and diversion controls.
- Detox-only programs that do not offer or arrange MOUD.
- Clinics dependent on excessive toxicology revenue.
- Teams with no psychiatric, pregnancy, overdose or high-acuity escalation network.

15. Red Flags

Red Flag	Why It Matters
Detox without MOUD pathway	CDC does not recommend detox alone for OUD because recurrence/overdose risk is higher.
No naloxone / overdose plan	Patients remain at risk even during treatment transitions.
No PDMP / diversion controls	Controlled-substance operations require traceable safeguards.
Cash-only high-volume prescribing	Can signal weak continuity and increase scrutiny.
Toxicology revenue dominates	Creates medical-necessity and payer risk.
Methadone outside OTP framework	Federal OUD methadone rules remain substantially different from buprenorphine.
No retention metric	Enrollment without continued engagement is not a durable outcome or business.

16. Confidence Rating

CONFIDENCE: HIGH

Confidence is high because the 2025 OUD prevalence and MOUD treatment gap come from SAMHSA's national survey, overdose trends come from CDC/NCHS, and the tele-buprenorphine, OTP and Medicare payment structures are defined by current federal rules. State-level implementation and payer economics remain the largest sources of variation.

What would change the score materially

- Major state restrictions or expansions affecting tele-buprenorphine.
- Substantial changes to Medicaid/commercial reimbursement for office-based MOUD.
- Further expansion of methadone access outside traditional OTP structures.
- New evidence on long-acting buprenorphine retention and adoption.
- A reversal or acceleration of the national overdose-death decline.
- Federal or state enforcement trends focused on high-volume cash-pay or toxicology-heavy models.

17. Final Verdict

2027 Score	Rating	Momentum	Risk	Confidence
73 / 100	**Attractive / Selective**	**UP**	**Elevated**	**High**

FINAL VERDICT

73/100 - ATTRACTIVE / SELECTIVE. Addiction Medicine / MOUD combines large unmet need, strong recurring care, improving telemedicine access and established reimbursement with meaningful controlled-substance and high-acuity operating friction. The best 2027 model is longitudinal, integrated and retention-driven. The weak model is episodic detox or prescription access without the infrastructure to keep patients safe and engaged.

The central strategic rule is simple: the business is keeping people in evidence-based treatment.

Sources & Evidence Register

AUD-E01 SAMHSA - 2025 NSDUH Annual National Report
https://www.samhsa.gov/data/sites/default/files/reports/rpt57150/2025-nsduh-annual-national-report.pdf

AUD-E02 SAMHSA - 2025 NSDUH OUD / MOUD Treatment Data
https://www.samhsa.gov/data/sites/default/files/reports/rpt57150/2025-nsduh-annual-national-html/2025-nsduh-annual-national.htm

AUD-E03 CDC/NCHS - U.S. Overdose Deaths Decrease for Third Consecutive Year in 2025
https://www.cdc.gov/nchs/pressroom/releases/20260513.html

AUD-E04 CMS - Office-Based Substance Use Disorder Treatment Billing
https://www.cms.gov/medicare/payment/opioid-treatment-programs-otp/billing-payment/office-based-opioid-use-disorder-oud-treatment-billing

AUD-E05 CMS - OTP Payment Rates
https://www.cms.gov/medicare/payment/opioid-treatment-programs-otp/billing-payment/otp-payment-rates

AUD-E06 CMS - Opioid Treatment Programs
https://www.cms.gov/medicare/payment/opioid-treatment-program

AUD-E07 CDC - Opioid Use Disorder: Treating
https://www.cdc.gov/overdose-prevention/hcp/clinical-care/opioid-use-disorder-treating.html

AUD-E08 SAMHSA - Buprenorphine Telemedicine Prescribing: Questions and Answers
https://www.samhsa.gov/substance-use/treatment/statutes-regulations-guidelines/buprenorphine-telemedicine-prescribing

AUD-E09 SAMHSA - Waiver Elimination (MAT Act)
https://www.samhsa.gov/substance-use/treatment/resources/mat-act

AUD-E10 SAMHSA - Opioid Treatment Program Directory
https://www.samhsa.gov/find-help/locators/opioid-treatment-program-directory

AUD-E11 SAMHSA - 42 CFR Part 8 Final Rule: Table of Changes
https://www.samhsa.gov/substance-use/treatment/opioid-treatment-program/42-cfr-part-8/changes

AUD-E12 SAMHSA - 42 CFR Part 8 Final Rule FAQs
https://www.samhsa.gov/substance-use/treatment/opioid-treatment-program/42-cfr-part-8/faqs

AUD-E13 SAMHSA - 42 CFR Part 8 Telehealth Admission Rules
https://www.samhsa.gov/substance-use/treatment/opioid-treatment-program/42-cfr-part-8/faqs

AUD-E14 SAMHSA - 42 CFR Part 8 Final Rule
https://www.samhsa.gov/substance-use/treatment/opioid-treatment-program/42-cfr-part-8

AUD-E15 CMS - OTP Billing & Payment
https://www.cms.gov/medicare/payment/opioid-treatment-program/billing-payment

Methodology Note

The AJ Pakpour Opportunity Score is a proprietary comparative framework for this report. It is not a clinical guideline, investment recommendation, valuation model or government score. Scores combine eight standardized factors. Saturation, regulatory friction and physician/staffing complexity are burden variables and are inverted in the composite calculation. Forecast statements are explicitly labeled as AJ Pakpour analysis or forecast.

Legal / Clinical Disclaimer

This report is educational business analysis. It is not legal advice, medical advice, billing advice or a substitute for state-specific controlled-substance, OTP, payer or clinical review. Federal and state MOUD, telemedicine, methadone, reimbursement and licensure rules can change after the research cutoff.

AJ PAKPOUR

CLINIC MARKET INTELLIGENCE REPORT 2027

CATEGORY 10

RPM / CCM / ANCILLARY REVENUE

2027 Score	Rating	Momentum	Risk	Confidence
69 / 100	Attractive / Selective	COOLING	Elevated	High

Research cutoff: October 15, 2026 | 2027 Edition

1. Business Model Overview

RPM, CCM and related care-management services are no longer fringe add-ons. They are part of a broader shift toward longitudinal management of chronic disease outside the traditional office visit. CMS now pays through multiple pathways including remote physiologic monitoring, chronic care management, principal care management and advanced primary care management. The business opportunity comes from recurring monthly clinical work layered onto an existing patient panel.

The addressable population is enormous. CMS notes that roughly three in four American adults have at least one chronic condition and more than half have two or more. In Medicare, RPM use grew from about 55,000 enrollees in 2019 to more than 570,000 in 2022. Medicare RPM payments rose from $15 million in 2019 to $311 million in 2022 and exceeded $500 million in 2024.

The category is also entering a tougher compliance phase. OIG found substantial implementation gaps, and CMS's proposed 2027 Physician Fee Schedule would tighten RPM and RTM around initiating visits, patient relationships and who may furnish clinical-staff services. As of the research cutoff, those 2027 provisions remain proposed rather than final.

CORE THESIS

RPM / CCM remains a strong recurring-revenue and patient-retention layer when it extends a real medical practice. The outsourced 'find a Medicare patient, mail a device, bill monthly' model is exactly the version that is cooling.

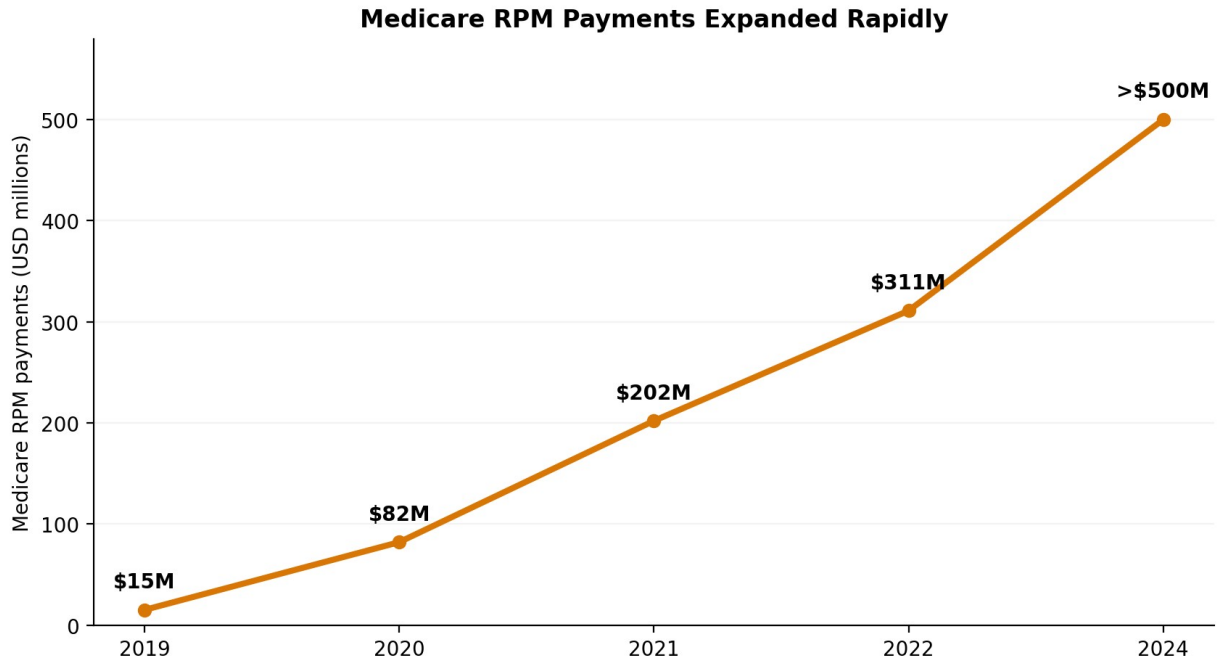

Source note: HHS OIG: Medicare RPM payments grew from $15M in 2019 to $311M in 2022 and exceeded $500M in 2024.

2. 2027 Opportunity Score

2027 Score	Rating	Momentum	Risk	Confidence
69 / 100	**Attractive / Selective**	**COOLING**	**Elevated**	**High**

The 2027 Opportunity Score is 69/100, placing RPM / CCM / Ancillary Revenue in the Attractive / Selective band. Demand, recurrence, capital efficiency and scalability are strong. The score is pulled down by program-integrity scrutiny, time/documentation rules, clinical-staff requirements, patient-engagement failure and a 2027 policy direction that could reduce the economics of highly outsourced RPM models.

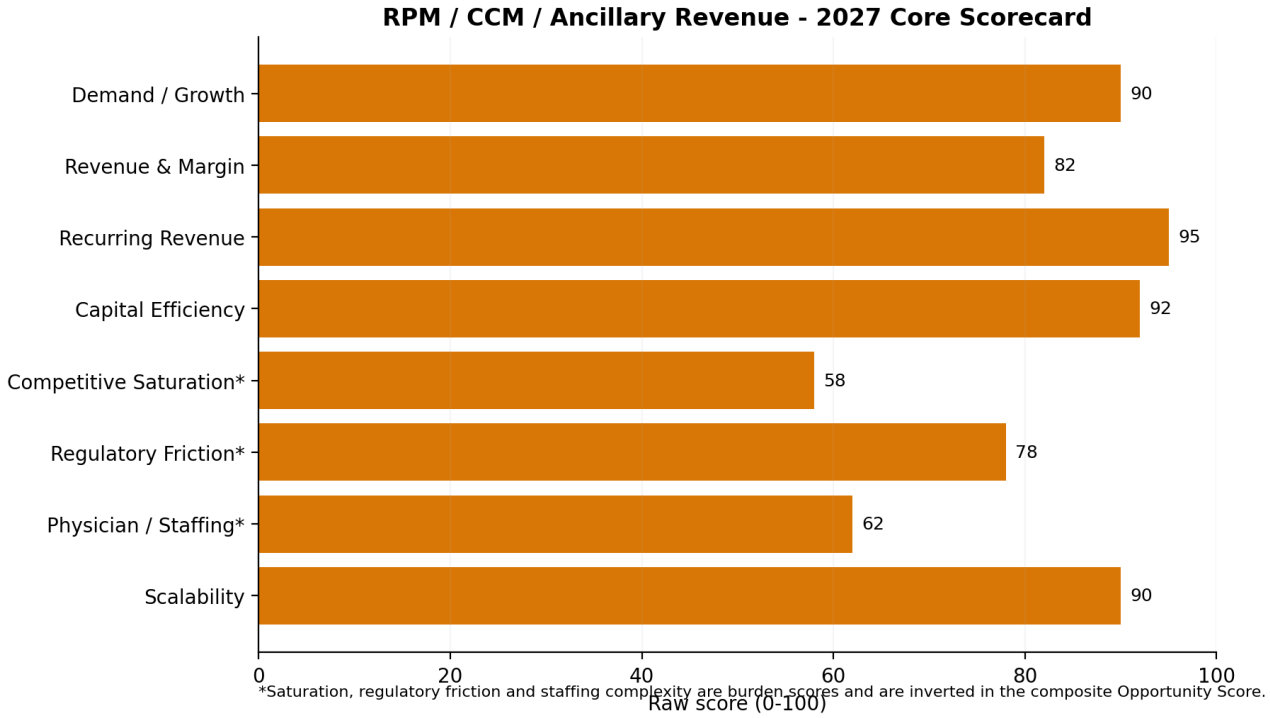

The score deliberately combines RPM with broader care management rather than treating one CPT family as the entire opportunity. CCM and APCM may become more attractive as the market shifts away from device-margin dependence toward longitudinal primary-care and specialty management.

3. Core Scorecard

Demand / Growth Potential - 90

Chronic disease is pervasive, RPM adoption has grown rapidly and current penetration remains small relative to the Medicare chronic-disease population.

Revenue & Margin Potential - 82

Monthly RPM, CCM, PCM and APCM pathways can produce meaningful recurring revenue, but vendor fees, clinical staff and 2027 policy changes can compress margins.

Recurring Revenue Potential - 95

These services are designed around monthly longitudinal management rather than one-time encounters.

Startup Capital Efficiency - 92

No procedure facility is required. The core investment is software, connected devices, staff, workflow and billing/compliance infrastructure.

Competitive Saturation - 58 burden

RPM vendors proliferated quickly, but large chronic-care panels and low current penetration leave room for practice-integrated programs.

Regulatory Friction - 78 burden

Medical necessity, device rules, time thresholds, overlapping codes, billing integrity and proposed 2027 staff/initiating-visit changes make compliance increasingly central.

Physician / Staffing Complexity - 62 burden

Programs need staff who actually review data, contact patients and coordinate treatment; automation cannot replace required clinical work.

Scalability - 90

A properly designed care-management operation can scale across thousands of patients with centralized workflow, but quality control must scale with enrollment.

4. 2026 to 2027 Trend Direction

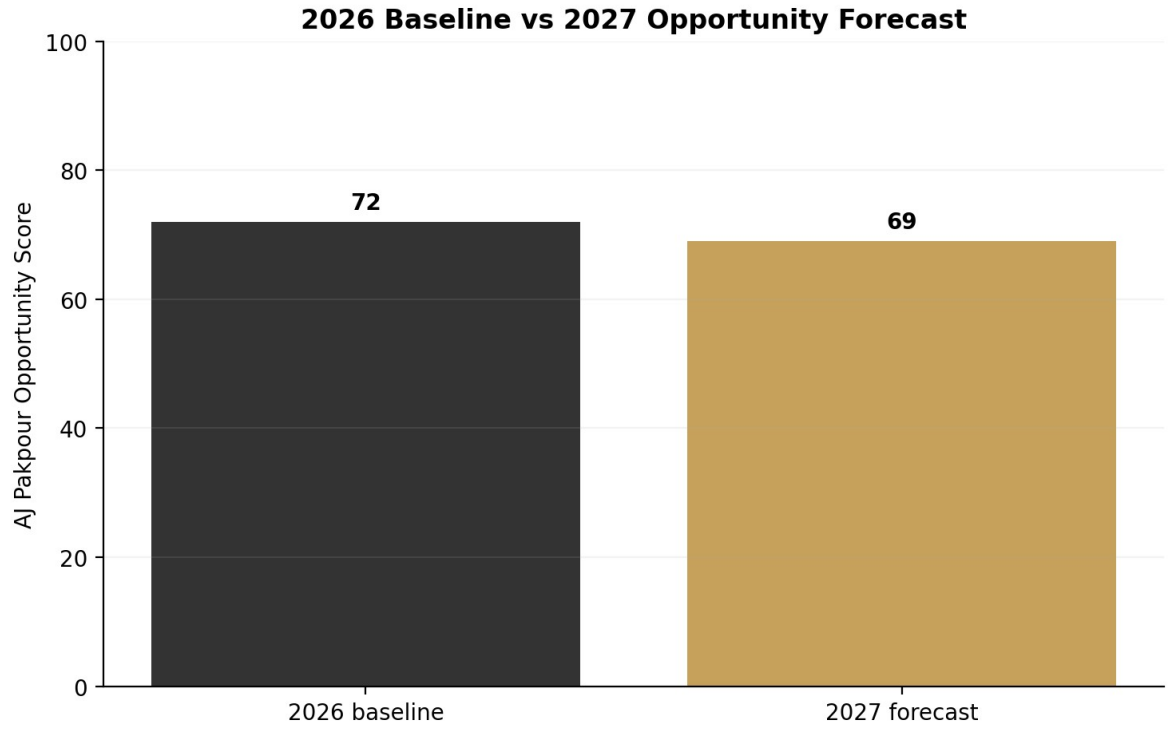

AJ FORECAST

2026 baseline: 72. 2027 forecast: 69. Direction: COOLING for vendor-arbitrage RPM while integrated chronic-care management remains strong.

CMS's July 2026 proposed 2027 Physician Fee Schedule is the main reason the score moves down. CMS proposed requiring a separately reportable initiating visit when RPM or RTM begins, requiring RTM to be furnished only to established patients, and allowing RPM/RTM clinical-staff payment only when the staff are employed by the practice rather than furnished by contractors.

CMS also proposed updating how RPM/RTM services are valued because connected devices may cost less than originally assumed and sought comment on moving toward bundled G-codes. None of those proposals should be presented as final law yet, but the direction is clear: CMS is looking for more clinical ownership, more transparency and less device/billing arbitrage.

5. Revenue Model

Revenue Layer	Examples	2027 Quality	Operator Note
RPM setup/device	99453 / 99454 family where requirements are met	Cooling	Device economics face revaluation and scrutiny.
RPM treatment management	99457 / 99458 family	High if real clinical work	Requires meaningful patient interaction and documented management.
CCM	99490 / 99439 / 99491 / complex CCM	High	Strong recurring care-management model for eligible patients.
PCM	99424-99427	Moderate to High	Useful for patients with one complex chronic condition.
APCM	G0556-G0558	High strategic value	Signals shift toward bundled longitudinal primary-care management.
Value-based / ACO impact	Quality, utilization, leakage and total-cost performance	Potentially High	May be more valuable than fee-for-service code revenue alone.

REVENUE PRINCIPLE

The better business is not 'How many codes can we stack?' It is 'How much real longitudinal care can we deliver efficiently and document correctly?'

6. Startup Profile

Dimension	Rating	2027 Interpretation
Capital intensity	Low	Software/devices and working capital rather than physical build-out.
Time to readiness	Moderate	Workflow, EHR, consent, eligibility, billing and staffing must be configured correctly.
Facility burden	Very Low	Most work can occur remotely.
Technology burden	High	Device connectivity, dashboards, alerts, EHR integration and audit trails are core infrastructure.
Inventory burden	Low to Moderate	Depends on whether the practice buys, leases or vendors devices.
Working capital	Moderate	Vendor and staff costs may precede reimbursement.
Clinical staffing	Moderate to High	Real monthly management requires trained, controlled staff.
Vendor dependence	High if outsourced	The more the model depends on an outside RPM company, the more 2027 policy risk matters.

STARTUP PRINCIPLE

Low rent does not mean low infrastructure. The program lives or dies in the workflow between device, staff, patient, EHR and billing.

7. Regulatory Risk

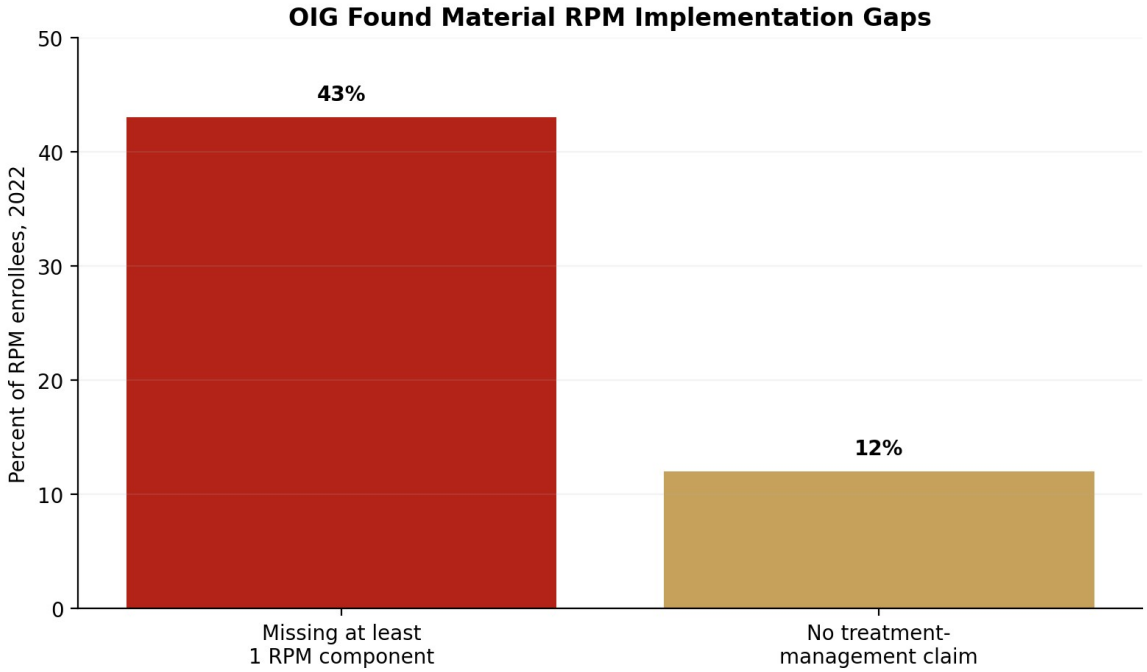

Source note: OIG 2024: 43% of RPM enrollees lacked a claim/encounter for at least one major RPM component; 12% had no treatment-management claim.

- Medical necessity: monitoring must be clinically relevant to an acute or chronic condition, not simply available because a patient has Medicare.
- Connected device: device-based RPM requires qualifying technology with automatic electronic collection/transmission rather than patient self-report.
- Patient relationship / initiation: current and proposed rules require careful attention to established-patient and initiating-visit requirements.
- Time and interaction: treatment-management codes require actual qualifying management and communication, not passive dashboard access.
- Overlapping services: RPM, RTM, CCM, PCM, APCM and other monthly management services can have billing interactions and duplicative-service restrictions.
- Incident-to / contractor structure: CMS's 2027 proposal would materially tighten payment for contractor-delivered RPM/RTM clinical-staff work if finalized.
- Solicitation: OIG has explicitly warned about unsolicited enrollment and companies billing patients who do not need or receive meaningful monitoring.
- Ordering / documentation: OIG has pushed CMS to improve ordering-provider transparency and identify what data and devices are actually being monitored.

2027 POLICY WATCH

The contractor restriction, initiating-visit changes and device revaluation are proposed as of October 15, 2026. Final-rule review is mandatory before publication of the finished 2027 report.

8. Operational Complexity

Operating Function	Burden	Why It Matters
Patient identification	High	Eligibility is not the same as medical necessity.
Consent / initiation	Moderate	Must occur in the correct clinical workflow.
Device setup / transmission	Moderate	Failed connectivity destroys data quality and billability.
Clinical monitoring	High	Someone must review meaningful data, not just collect it.
Patient communication	High	Treatment management requires actual engagement.
Time tracking / documentation	High	Monthly billing depends on accurate work documentation.
EHR / care-plan integration	High	Monitoring should change care, not live in a separate vendor silo.
Exception / escalation management	High	Abnormal readings need defined clinical action.

OPERATIONAL MOAT

The moat is not the dashboard. It is a repeatable clinical operating system that turns remote data into documented care decisions.

9. Market Trend Graph

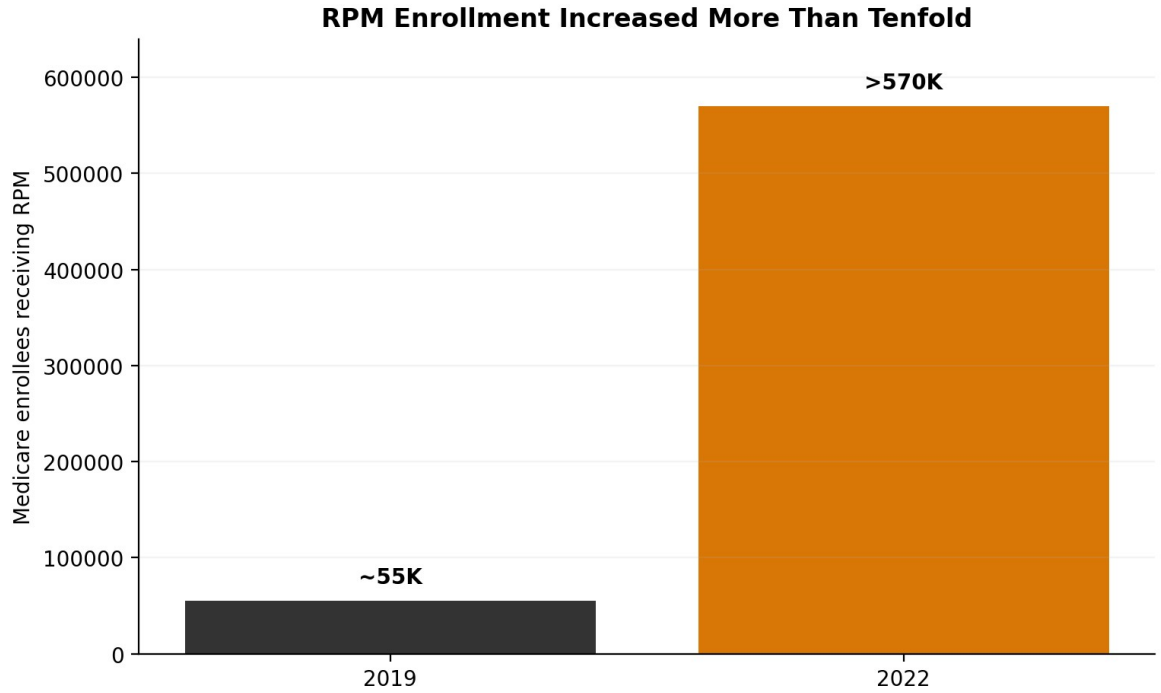

Medicare RPM enrollment grew more than tenfold from 2019 to 2022, reaching more than 570,000 enrollees. The payment curve rose even faster, from $15 million in 2019 to $311 million in 2022 and more than $500 million in 2024.

Growth alone is not the opportunity thesis. OIG's findings show why the market is entering a second phase: the government now has enough utilization to identify patterns, question missing components and build billing-risk analytics. The next winners will be integrated medical practices and care-management platforms that can prove the monitoring changed treatment.

10. Opportunity vs Risk Position



RPM / CCM sits in an attractive-opportunity / elevated-friction quadrant. It has better recurrence and capital efficiency than many cash-pay categories, but the regulatory risk is reimbursement and program-integrity risk rather than FDA or procedural risk.

WHAT MOVES THE POINT LEFT

Existing patient panels, real chronic-disease need, employed/controlled clinical staff, EHR integration, clear escalation rules and diversified CCM/APCM/value-based revenue.

WHAT MOVES THE POINT DOWN

Cold-call enrollment, device-only economics, no treatment management, outsourced contractor dependence, duplicate billing and monitoring disconnected from physician decision-making.

11. What Operators Get Wrong

They confuse eligibility with medical necessity.

Having hypertension or Medicare does not automatically justify every monitoring service.

They let the device vendor own the patient relationship.

That creates exactly the ordering, contractor and continuity concerns regulators are examining.

They bill for a dashboard instead of care.

Data collection without treatment management is not the point of RPM.

They ignore failed transmissions.

No data means the clinical program is not functioning, regardless of enrollment.

They stack monthly codes without a duplication map.

CCM, PCM, APCM, RPM and other services require careful billing coordination.

They optimize for device margin.

CMS is explicitly reconsidering device valuation as technology costs fall.

They cold-call strangers.

OIG has already identified unsolicited enrollment as a fraud risk.

12. AJ Pakpour Operator Take

AJ PAKPOUR OPERATOR ANALYSIS

RPM and CCM are good businesses when they are actually part of the practice. I do not like the version where some outside company gives you a pitch deck, signs up a bunch of Medicare patients, mails out blood pressure cuffs and promises passive monthly revenue. That is the exact model getting squeezed. I want the patient to already belong to the practice, I want a reason we are monitoring them, I want staff we control looking at the information, and I want the data to change what we do. CCM may actually be the cleaner long-term opportunity because it is about managing the patient, not making money on a device. In 2027, the money is still there, but the easy arbitrage is disappearing.

This section is operator analysis and forecast, not billing, coding or legal advice.

13. 12 to 24 Month Forecast

Next 12 months

RPM and CCM volumes continue growing because chronic disease remains enormous and practices are still learning to operationalize longitudinal care. At the same time, audit and billing controls become more sophisticated. Vendor-heavy programs begin restructuring employment, initiating-visit and ordering workflows in anticipation of tighter final rules.

Next 24 months

The category shifts toward bundled and value-based care. APCM, ACO models and CMS's ACCESS Model reinforce a broader policy preference for technology-supported chronic-care infrastructure rather than isolated device billing. Device supply becomes less of the profit center; clinical management, retention and total-cost performance become more important.

Scenario	What Happens	Operator Outcome	Probability View
Base case	CMS tightens RPM integrity rules while preserving core reimbursement.	Integrated practice programs remain attractive; outsourced margins compress.	Most likely
Upside	ACCESS/APCM/value-based contracts reward longitudinal technology-enabled care.	Care-management platforms become strategic infrastructure.	Plausible
Downside	Final 2027 rule sharply restricts contractor models and device payment falls further.	RPM-only vendors consolidate; practices pivot to CCM/APCM.	Plausible

BIGGEST CATALYST

The enormous chronic-disease population plus CMS support for technology-enabled longitudinal care.

BIGGEST THREAT

A business whose margin depends on outsourced labor and device reimbursement rather than real clinical management.

14. Best-Fit Operator

- Primary-care groups with large Medicare chronic-disease panels.
- Cardiology practices monitoring hypertension, heart failure and related conditions.
- Endocrinology / diabetes practices with meaningful longitudinal management.
- Pulmonary and nephrology groups with high-risk chronic populations.
- ACOs and value-based groups where avoiding utilization has economic value beyond the monthly code.
- Practices that can employ/control clinical staff and integrate alerts directly into care workflows.

Poor fit

- Companies whose only asset is a call center and device contract.
- Practices with no existing relationship to the patients being enrolled.
- Organizations without EHR integration or escalation workflows.
- Models dependent on contractor clinical labor if proposed 2027 restrictions are finalized.
- Programs that cannot prove staff actually performed monthly care-management work.

15. Red Flags

Red Flag	Why It Matters
Cold-call enrollment	OIG has specifically identified unsolicited RPM enrollment as a fraud risk.
No initiating / ordering relationship	2027 proposals and OIG recommendations are moving toward greater ordering transparency.
Device does not auto-transmit	Does not meet the core connected-device concept for device-based RPM.
No treatment management	OIG found 12% of RPM users lacked treatment-management claims.
100% contractor clinical staff	Potentially exposed to proposed 2027 payment restrictions.
No EHR / care-plan integration	Monitoring that does not affect treatment has weak clinical value.
Duplicate monthly code stacking	Creates denial, overpayment and False Claims Act risk.

16. Confidence Rating

CONFIDENCE: HIGH

Confidence is high that demand, utilization and scrutiny are rising: CMS and OIG provide strong national data on chronic-care eligibility, RPM payments and billing vulnerabilities. Confidence is moderate on the exact 2027 RPM/RTM economics because the July 2026 policy changes are proposed, not final, at the research cutoff.

What would change the score materially

- The final CY 2027 PFS treatment of contractor-delivered RPM/RTM services.
- Final changes to device valuation or bundled G-code structures.
- Additional OIG audits finding widespread improper RPM billing.
- Expansion of APCM/ACCESS/value-based models that make care management more valuable than individual CPT economics.
- Commercial-payer adoption or contraction of RPM/CCM reimbursement.
- Evidence that practice-integrated RPM materially improves utilization or outcomes at scale.

17. Final Verdict

2027 Score	Rating	Momentum	Risk	Confidence
69 / 100	**Attractive / Selective**	**COOLING**	**Elevated**	**High**

FINAL VERDICT

69/100 - ATTRACTIVE / SELECTIVE. RPM / CCM remains one of the best low-capital recurring-revenue layers available to established medical practices, especially when tied to chronic disease, care coordination and value-based performance. The score cools for 2027 because CMS and OIG are actively pushing the market away from outsourced device-and-billing arbitrage. The durable business is practice-integrated longitudinal care.

The central strategic rule is simple: manage the patient, not the code.

Sources & Evidence Register

RPM-E01 HHS OIG - Additional Oversight of Remote Patient Monitoring in Medicare Is Needed
https://oig.hhs.gov/reports/all/2024/additional-oversight-of-remote-patient-monitoring-in-medicare-is-needed/

RPM-E02 HHS OIG - Billing for Remote Patient Monitoring in Medicare
https://www.oig.hhs.gov/reports/all/2025/billing-for-remote-patient-monitoring/

RPM-E03 HHS OIG - Full RPM Evaluation Report
https://oig.hhs.gov/documents/evaluation/10001/OEI-02-23-00260.pdf

RPM-E04 CMS - Chronic Care Management for Complex Conditions
https://www.cms.gov/medicare/payment/fee-schedules/physician-fee-schedule/chronic-care-management-complex-conditions

RPM-E05 CMS - CY 2025 Physician Fee Schedule Final Rule / APCM
https://www.cms.gov/newsroom/fact-sheets/calendar-year-cy-2025-medicare-physician-fee-schedule-final-rule

RPM-E06 CMS MLN - Chronic Care Management Services
https://www.cms.gov/Outreach-and-Education/Medicare-Learning-Network-MLN/MLNProducts/Downloads/ChronicCareManagement.pdf

RPM-E07 CMS - CY 2021 PFS Final Rule / RPM Device Requirements
https://www.cms.gov/newsroom/fact-sheets/final-policy-payment-and-quality-provisions-changes-medicare-physician-fee-schedule-calendar-year-1

RPM-E08 HHS OIG - RPM Duration and Payment per Enrollee
https://oig.hhs.gov/documents/evaluation/10001/OEI-02-23-00260.pdf

RPM-E09 HHS OIG - Specialist RPM Companies and Solicitation Risk
https://oig.hhs.gov/documents/evaluation/10001/OEI-02-23-00260.pdf

RPM-E10 HHS OIG - RPM Missing Components Finding
https://oig.hhs.gov/documents/evaluation/10001/OEI-02-23-00260.pdf

RPM-E11 CMS - CY 2027 PFS Proposed Rule / RPM-RTM Staffing and Initiating Visit
https://www.cms.gov/newsroom/fact-sheets/calendar-year-cy-2027-medicare-physician-fee-schedule-proposed-rule

RPM-E12 CMS - CY 2027 PFS Proposed Rule / RPM-RTM Valuation
https://www.cms.gov/newsroom/fact-sheets/calendar-year-cy-2027-medicare-physician-fee-schedule-proposed-rule

RPM-E13 CMS - ACCESS Model Expansion for Chronic Conditions
https://www.cms.gov/newsroom/press-releases/cms-adds-medicare-options-help-people-manage-substance-use-disorder-heart-failure-other-common

RPM-E14 CMS - CY 2027 PFS Proposed Rule / Chronic Disease Prevalence
https://www.cms.gov/newsroom/fact-sheets/calendar-year-cy-2027-medicare-physician-fee-schedule-proposed-rule

RPM-E15 HHS OIG - 2025 RPM Billing Risk Measures
https://www.oig.hhs.gov/reports/all/2025/billing-for-remote-patient-monitoring/

Methodology Note

The AJ Pakpour Opportunity Score is a proprietary comparative framework for this report. It is not a clinical guideline, investment recommendation, valuation model or government score. Scores combine eight standardized factors. Saturation, regulatory friction and physician/staffing complexity are burden variables and are inverted in the composite calculation. Forecast statements are explicitly labeled as AJ Pakpour analysis or forecast.

Billing / Regulatory Disclaimer

This report is educational business analysis. It is not coding, billing, legal or medical advice. RPM, RTM, CCM, PCM, APCM and related payment policies are code-specific and change through annual rulemaking.

The CY 2027 RPM/RTM changes discussed here are proposed as of the October 15, 2026 research cutoff and must be rechecked against the final rule before publication.

AJ PAKPOUR

CLINIC MARKET INTELLIGENCE REPORT 2027

CATEGORY 11

MEDICAL DIRECTORSHIP / PHYSICIAN INFRASTRUCTURE

2027 Score	Rating	Momentum	Risk	Confidence
71 / 100	Attractive /	UP	Elevated	High

Research cutoff: October 15, 2026 | 2027 Edition

1. Business Model Overview

Medical directorship and physician infrastructure is becoming a distinct B2B layer of outpatient medicine. Modern clinics increasingly need physicians for clinical governance, collaborating or supervising relationships, prescriber coverage, multi-state expansion, protocol development, chart review, payer credentialing and real-time virtual supervision.

The economic driver is scarcity. AAMC continues to project a national physician shortage of up to 86,000 physicians by 2036. At the same time, the Interstate Medical Licensure Compact reported 68,510 physician members and 240,184 licenses issued as of September 30, 2026, demonstrating how quickly multi-state physician infrastructure is becoming operational rather than theoretical.

The category is being reshaped by two countervailing forces. CMS permanently expanded virtual direct supervision for many applicable services beginning in 2026, increasing the leverage of remotely available physicians. At the same time, more states continue moving nurse practitioners toward full practice authority, reducing mandatory physician-collaboration demand in some jurisdictions.

CORE THESIS

The long-term business is not renting a doctor's name. It is providing real clinical governance, state coverage, supervision, availability and documentation as infrastructure.

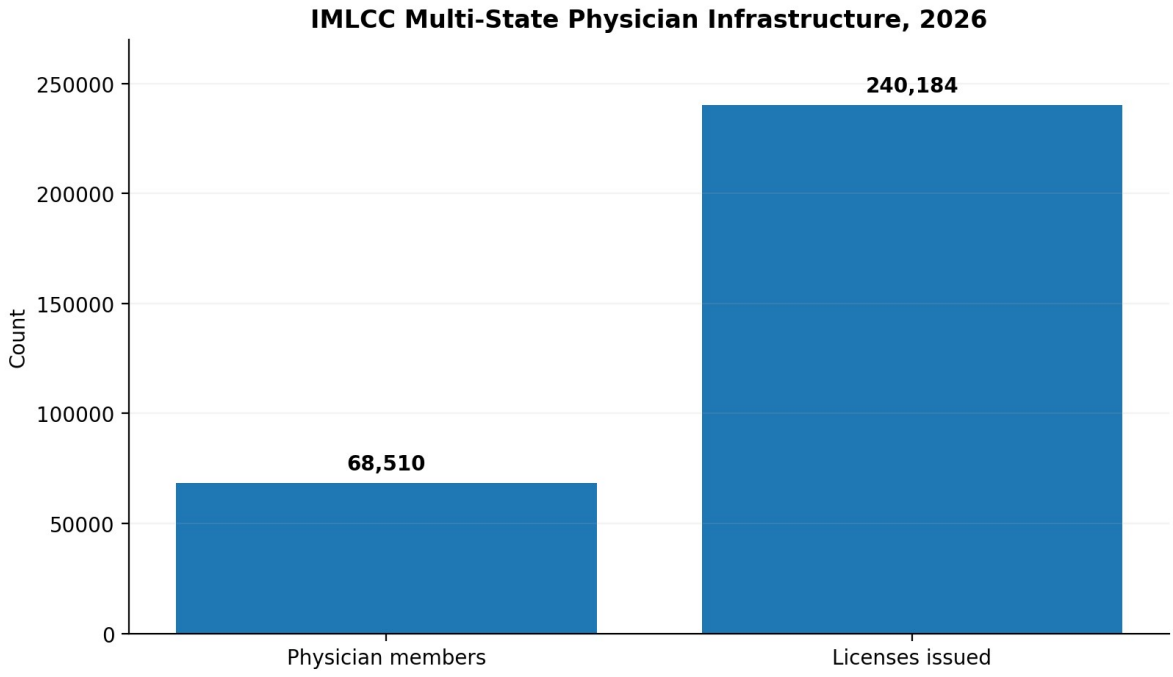

Source note: IMLCC snapshot as of September 30, 2026: 68,510 physician members and 240,184 licenses issued.

2. 2027 Opportunity Score

2027 Score	Rating	Momentum	Risk	Confidence
71 / 100	Attractive / Selective	UP	Elevated	High

The 2027 Opportunity Score is 71/100, placing Medical Directorship / Physician Infrastructure in the Attractive / Selective band. The category scores extremely well on recurring revenue, capital efficiency and scalability. It loses points because contracts, state rules, licensure, malpractice and federal fraud-and-abuse laws make compliance a core part of the product.

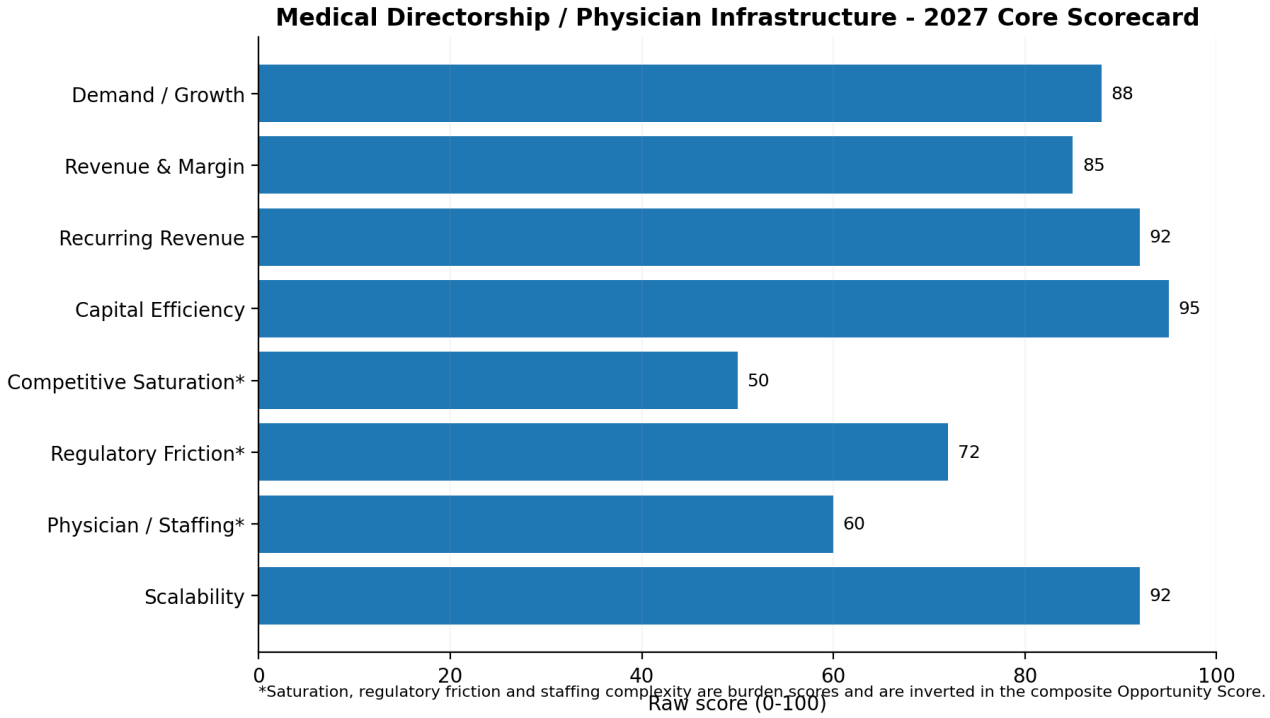

The rating is deliberately below High Opportunity because an improperly structured arrangement can turn a simple monthly retainer into an Anti-Kickback Statute, referral, licensure or corporate-practice problem.

3. Core Scorecard

Demand / Growth Potential - 88

Physician scarcity, multi-state virtual care, med-spa/wellness growth and state collaboration requirements create steady demand.

Revenue & Margin Potential - 85

Monthly directorship and collaboration retainers, state coverage, chart review, virtual encounters and credentialing can create attractive B2B economics when services are real.

Recurring Revenue Potential - 92

These relationships are normally ongoing rather than transactional.

Startup Capital Efficiency - 95

The core assets are licensed physicians, malpractice, contracts, credentialing systems, SOPs and state-law intelligence, not equipment or real estate.

Competitive Saturation - 50 burden

The market remains fragmented and physician scarcity still creates local and specialty constraints.

Regulatory Friction - 72 burden

State scope and ownership rules, referral economics, Anti-Kickback law, licensure and professional-entity structures create significant burden.

Physician / Staffing Complexity - 60 burden

Recruiting the right physician in the right state and specialty, keeping licenses current and ensuring actual availability can be difficult.

Scalability - 92

Centralized credentialing, compact licensing, standardized contracts and virtual supervision allow a physician network to scale.

4. 2026 to 2027 Trend Direction

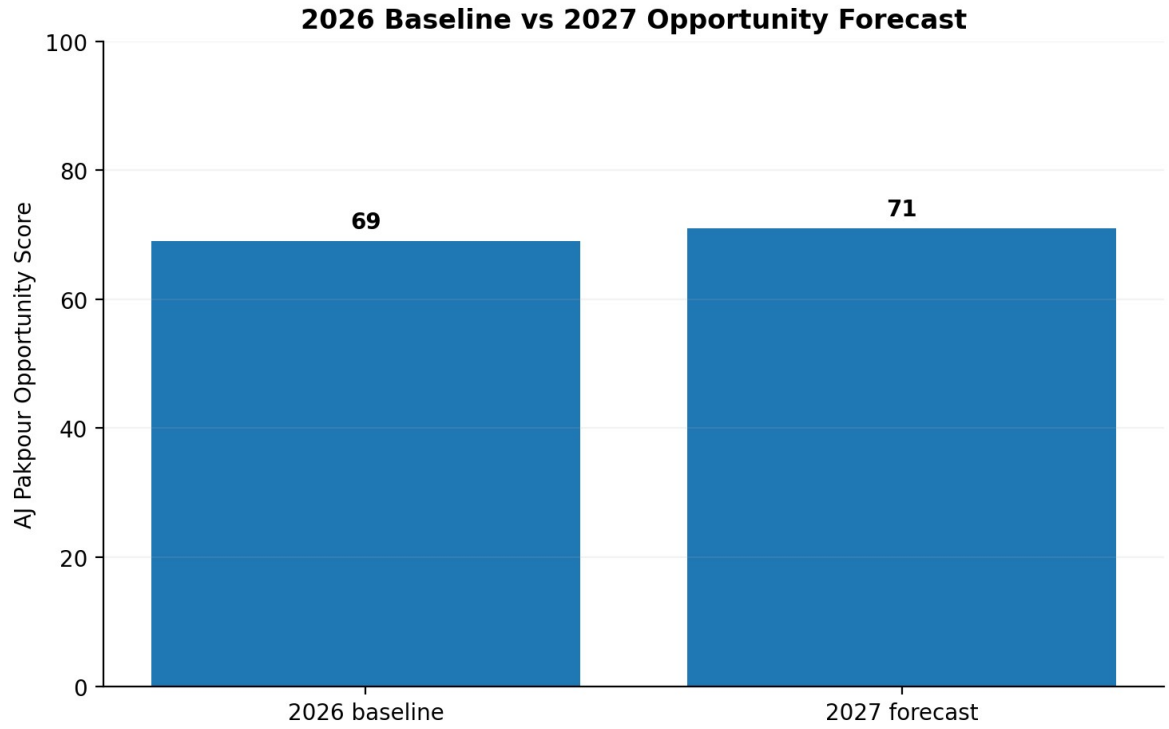

AJ FORECAST

2026 baseline: 69. 2027 forecast: 71. Direction: UP as physician scarcity and virtual supervision increase the value of organized physician infrastructure.

CMS permanently adopted real-time audio/video virtual direct supervision for many applicable incident-to services and diagnostic tests beginning in 2026. That policy makes remote physician availability operationally more valuable, although it does not override state law or excluded services.

The offsetting trend is scope-of-practice liberalization. AANP reports 27 states, the District of Columbia and two territories with full practice authority for nurse practitioners in 2026. The stronger business therefore expands from 'required collaborator' to comprehensive physician infrastructure.

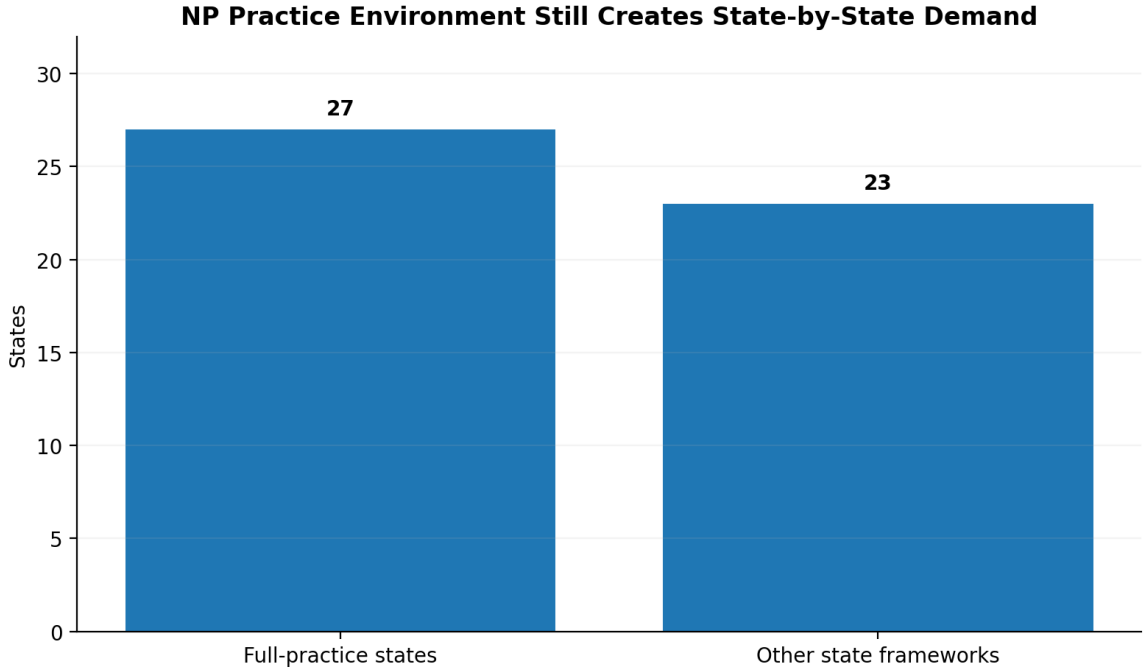

Source note: AANP October 2026: 27 states plus D.C. and two territories with full practice authority.

5. Revenue Model

Revenue Layer	Examples	2027 Quality	Operator Note
Medical-director retainer	Clinical governance, protocols, review, availability	High	Best when duties are specific, documented and actually performed.
Collaboration / supervision	NP/PA relationships where state law requires or supports them	High but state-dependent	Demand changes as scope laws evolve.
Prescriber infrastructure	Asynchronous review, virtual visits, state coverage	High	Useful for telehealth and cash-pay specialty platforms.
Multi-state physician coverage	Licensed physician network across jurisdictions	High	Licensure and availability are the product.
Credentialing / payer support	PECOS, CAQH, enrollment, payer linkage	Moderate to High	Deepens switching costs and client retention.
Protocols / SOP / QA	Standing orders, chart audits, emergency protocols	High strategic value	Makes the relationship operational rather than nominal.

REVENUE PRINCIPLE

A medical-director contract should get stronger when someone asks, 'What exactly does the physician do?' If the answer is vague, the revenue quality is weak.

6. Startup Profile

Dimension	Rating	2027 Interpretation
Capital intensity	Very Low	No major facility or equipment requirement.
Time to readiness	Moderate	Physician sourcing, background review, state licensing and contracting can take time.
Facility burden	Very Low	Most infrastructure is virtual/administrative.
Technology burden	Moderate	CRM, credentialing, license tracking, secure communication and document control.
Inventory burden	None	The product is professional coverage and governance.
Working capital	Low to Moderate	Recruiting/licensing costs may precede recurring client revenue.
Clinical staffing	High strategic importance	The physician network is the core supply side.
Vendor dependence	Low to Moderate	Licensing, credentialing and malpractice vendors help, but network quality should remain controlled internally.

STARTUP PRINCIPLE

The fixed assets are cheap. The hard asset is a reliable physician network with the right licenses, specialties and willingness to do real work.

7. Regulatory Risk

Medical-director arrangements are legitimate and common, but compensation has to buy bona fide services rather than referrals. HHS OIG specifically warns that excessive compensation for medical directorships and consultancies can constitute prohibited remuneration under the federal Anti-Kickback Statute.

- Bona fide services: duties should be real, defined and actually performed.
- Fair market value: compensation should be supportable, but OIG clarified in 2026 that FMV alone does not eliminate Anti-Kickback risk.
- Referral linkage: compensation should not rise because the physician sends patients, orders tests or directs business.
- Written agreements: personal-services safe-harbor principles emphasize written agreements, specified services, term and compensation structure.
- State scope rules: NP/PA collaboration, supervision, chart review, ratio and prescriptive requirements differ materially by state.
- Patient-location licensure: for virtual clinical care, the physician generally needs authority in the state where the patient is located.
- Corporate practice / ownership: some states restrict who may own or control the professional medical entity.
- Malpractice: the agreement should ensure the physician's activity is within the applicable policy.

OIG WARNING

A medical-director fee can be fair market value and still create Anti-Kickback risk if the facts show the arrangement is intended to generate or reward referrals.

8. Operational Complexity

Operating Function	Burden	Why It Matters
Physician recruiting	High	Specialty, state, experience and risk tolerance must match the client.
Licensure tracking	High	A multi-state network becomes fragile if renewals lapse.
Credentialing	Moderate to High	Payer and facility relationships may depend on clean provider files.
Agreement management	High	Scope, term, state, services and compensation must stay current.
Work documentation	High	Chart reviews, meetings, QA and directorship activity should be demonstrable.
Availability / escalation	High	The physician must be reachable when the clinical model requires it.
Malpractice verification	High	Coverage must match the physician's real activities.
State-law maintenance	Very High	Collaboration, ownership and scope rules change continuously.

OPERATIONAL MOAT

The moat is a physician network that can be deployed correctly, documented correctly and kept compliant across states. A spreadsheet of doctor phone numbers is not infrastructure.

9. Market Trend Graph

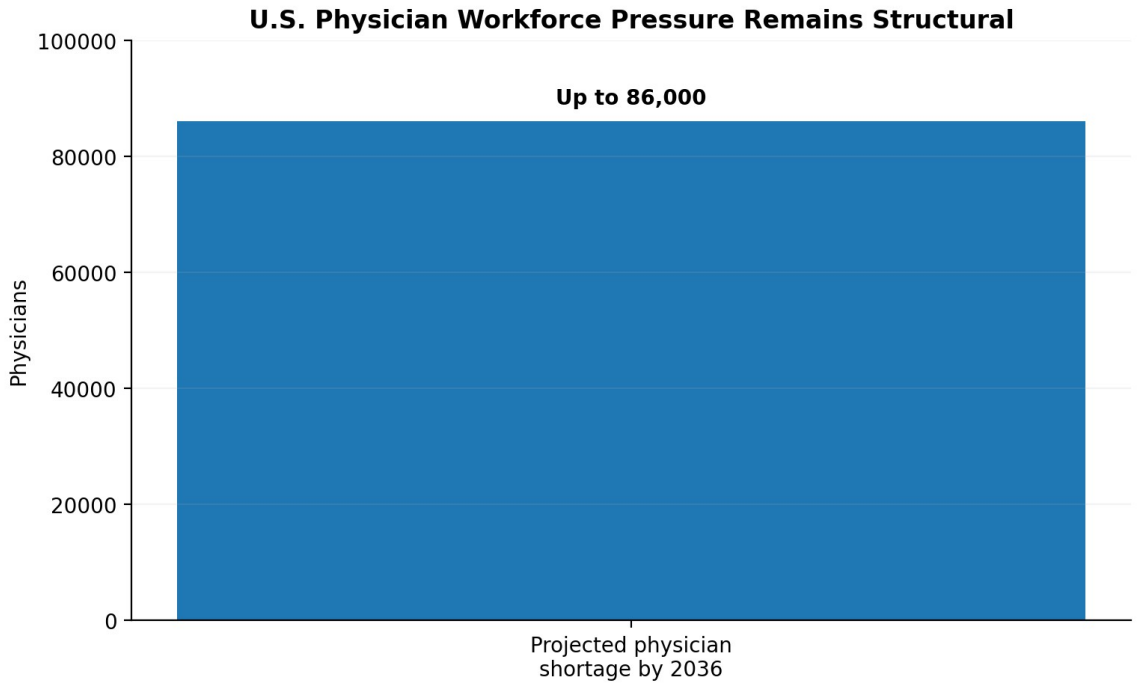

Source note: AAMC projects a physician shortage of up to 86,000 by 2036.

Physician shortage projections are not a direct market-size estimate for medical-director services, but they are a structural supply signal. IMLCC growth shows the market's response: more physicians are building multi-state licensing footprints, increasing the feasibility of national virtual physician networks.

The 2027 trend is two-sided. Physician capacity remains scarce while licensure infrastructure makes that capacity more deployable. Organizations that can recruit once, license systematically and reuse clinical governance across a compliant client base gain operating leverage.

10. Opportunity vs Risk Position

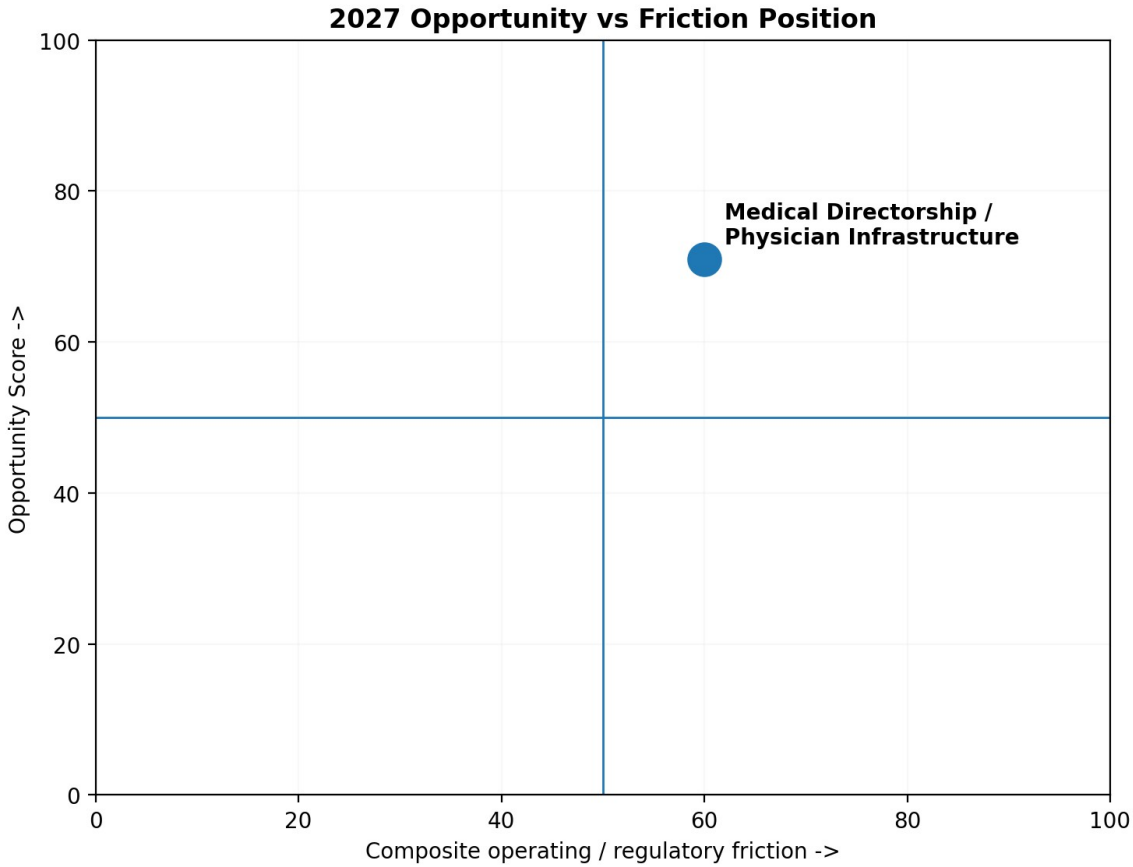

Medical Directorship / Physician Infrastructure occupies a high-opportunity / elevated-friction quadrant. It has unusually favorable capital economics and recurrence, but the legal and operational quality of each physician relationship matters more than in ordinary staffing.

WHAT MOVES THE POINT LEFT

Documented duties, FMV support, fixed/non-referral compensation, strong state-rule mapping, multi-state licensing, malpractice verification and real QA/clinical governance.

WHAT MOVES THE POINT DOWN

Director in name only, referral-linked fees, wrong-state licenses, expired agreements, unmanaged NP/PA scope rules and no work documentation.

11. What Operators Get Wrong

They sell the physician's name instead of the physician's work.

A nominal director is both a poor product and a compliance problem.

They price without documenting value.

A monthly number should correspond to actual duties, workload, specialty risk and availability.

They assume FMV means safe.

OIG specifically says fair-market-value compensation does not automatically remove Anti-Kickback risk.

They use one contract in every state.

Scope, collaboration, chart review and ownership rules differ.

They confuse compact participation with one national license.

The IMLC accelerates state licensure; it does not replace state licenses.

They fail to track physician capacity.

One physician covering too many clinics, NPs or states can create operational and state-law problems.

They forget malpractice.

The physician's policy must actually cover the activities being performed.

12. AJ Pakpour Operator Take

AJ PAKPOUR OPERATOR ANALYSIS

I think physician infrastructure is becoming its own utility inside modern medicine. A med spa needs it. A weight-loss clinic needs it. Telehealth needs it. An NP practice may need it depending on the state. The opportunity is bigger than finding a doctor willing to sign a contract. The real business is making sure the doctor is licensed in the right place, understands the service, has the right malpractice, knows what is expected, actually reviews what they are supposed to review and is available when something goes wrong. That is why I do not like the phrase 'rent a medical director.' If all you are selling is a license and a signature, somebody can undercut you. If you are selling the infrastructure that lets a clinic operate correctly, that is a real business.

This section is operator analysis and forecast, not legal advice.

13. 12 to 24 Month Forecast

Next 12 months

Demand for multi-state physician coverage continues rising across telehealth, aesthetics, obesity medicine, hormone care, behavioral health and other outpatient categories. Permanent virtual direct supervision increases the value of remote physician availability in selected Medicare workflows.

Next 24 months

The market becomes more platformized. Physician networks invest more heavily in license automation, state-rule intelligence, QA dashboards and credentialing. Collaboration-only revenue declines in states expanding NP or PA independence, but multi-state clinical governance becomes more valuable.

Scenario	What Happens	Operator Outcome	Probability View
Base case	Physician shortages persist and multi-state outpatient care expands.	Structured physician-infrastructure platforms grow.	Most likely
Upside	IMLC growth and virtual supervision increase physician leverage without reducing required governance.	National networks scale faster.	Plausible
Downside	Scope-of-practice expansion reduces mandatory collaboration while compliance costs rise.	Commodity collaboration contracts compress.	Plausible

BIGGEST CATALYST

Physician scarcity combined with permanent virtual supervision and expanding multi-state outpatient medicine.

BIGGEST THREAT

Treating the physician relationship as a paper requirement rather than actual clinical governance.

14. Best-Fit Operator

- Med spas and aesthetic platforms requiring medical governance and state-specific physician structures.
- Weight-loss, TRT and longevity clinics needing prescribing and multi-state physician coverage.
- Telehealth platforms that require licensed physicians across multiple jurisdictions.
- NP/PA-led practices in states with collaboration or supervision requirements.
- Behavioral-health and addiction groups needing prescriber or medical-director infrastructure.
- MSO / professional-entity platforms that centralize operations while preserving clinical control appropriately.

Poor fit

- Businesses seeking a physician only to satisfy a form while expecting no real involvement.
- Referral-driven deals where compensation increases with laboratory, pharmacy or procedure volume.
- Clients unwilling to maintain malpractice, protocols or state-specific compliance.
- Companies expecting one physician to cover unlimited clinics, NPs or states.
- Operators who do not know where their patients are located or which entity is practicing medicine.

15. Red Flags

Red Flag	Why It Matters
Medical director performs no documented services	Creates AKS, contract and patient-safety exposure.
Compensation linked to referrals or downstream business	Core federal fraud-and-abuse risk.
No FMV rationale	Makes compensation harder to defend.
Physician not licensed in patient state	Virtual care remains state-regulated.
Expired / generic agreements	Scope and compensation may no longer match actual operations.
No malpractice verification	The physician may be operating outside covered activity.
No collaboration-capacity tracking	State limits or practical overload can be exceeded.

16. Confidence Rating

CONFIDENCE: HIGH

Confidence is high in the structural demand thesis because national physician-shortage projections, IMLCC licensing data, CMS virtual-supervision policy and state NP-practice frameworks are well documented. The main uncertainty is state-specific: scope, corporate-practice and collaboration rules can change quickly and require live verification before execution.

What would change the score materially

- Rapid expansion of independent NP/PA practice in currently restricted states.
- Further CMS expansion or restriction of virtual direct supervision.
- Major changes in Interstate Medical Licensure Compact participation or processing speed.
- New federal enforcement focused specifically on outsourced/directorship arrangements.
- Malpractice carriers tightening coverage for multi-clinic or virtual medical-director roles.
- State corporate-practice enforcement that materially changes MSO/PC structures.

17. Final Verdict

2027 Score	Rating	Momentum	Risk	Confidence
71 / 100	**Attractive / Selective**	**UP**	**Elevated**	**High**

FINAL VERDICT

71/100 - ATTRACTIVE / SELECTIVE. Medical Directorship / Physician Infrastructure is a low-capital, recurring B2B medical-business model supported by physician scarcity, multi-state care and virtual supervision. It does not score higher because the product is inseparable from state law, licensure, malpractice and federal compensation rules. The durable opportunity is real physician governance and coverage - not renting a medical license.

The central strategic rule is simple: sell clinical infrastructure, not a signature.

Sources & Evidence Register

MDI-E01 AAMC - Continuing Projected Physician Shortage
https://www.aamc.org/news/press-releases/new-aamc-report-shows-continuing-projected-physician-shortage

MDI-E02 AAMC - Addressing the Physician Workforce Shortage
https://www.aamc.org/advocacy-policy/addressing-physician-workforce-shortage

MDI-E03 Interstate Medical Licensure Compact Commission - 2026 Snapshot
https://imlcc.com/

MDI-E04 HHS OIG - Fraud & Abuse Laws
https://oig.hhs.gov/compliance/physician-education/fraud-abuse-laws/

MDI-E05 HHS OIG - Fraud Alert: Physician Compensation Arrangements
https://oig.hhs.gov/documents/other-guidance/903/Fraud_Alert_Physician_Compensation_06092015.pdf

MDI-E06 HHS OIG - General Fraud and Abuse Authority FAQs
https://oig.hhs.gov/faqs/general-questions-regarding-certain-fraud-and-abuse-authorities/

MDI-E07 HHS OIG - Safe Harbor Regulations / Personal Services
https://oig.hhs.gov/fraud/docs/safeharborregulations/072991.htm

MDI-E08 CMS - CY 2026 Medicare Physician Fee Schedule Final Rule
https://www.cms.gov/newsroom/fact-sheets/calendar-year-cy-2026-medicare-physician-fee-schedule-final-rule-cms-1832-f

MDI-E09 CMS - Incident To Services & Supplies
https://www.cms.gov/medicare/payment/fee-schedules/physician-fee-schedule/advanced-practice-non-physician-practitioners/incident-services-supplies

MDI-E10 AANP - Facts About NPs / 2026 Practice Authority
https://npweek.aanp.org/facts-about-nps

MDI-E11 AANP - State Practice Environment
https://www.aanp.org/advocacy/state/state-practice-environment

MDI-E12 HHS Telehealth - Licensing Across State Lines
https://telehealth.hhs.gov/licensure/licensing-across-state-lines

MDI-E13 HHS Telehealth - Licensure Compacts
https://telehealth.hhs.gov/licensure/licensure-compacts

MDI-E14 CMS - Telehealth FAQ CY 2026
https://www.cms.gov/files/document/telehealth-faq-updated-10-15-2025.pdf

MDI-E15 HHS OIG - Physician Relationships With Fellow Providers
https://oig.hhs.gov/compliance/physician-education/ii-physician-relationships-with-fellow-providers-physicians-hospitals-nursing-homes-etc/

Methodology Note

The AJ Pakpour Opportunity Score is a proprietary comparative framework for this report. It is not a legal opinion, investment recommendation, valuation model or government score. Scores combine eight standardized factors. Saturation, regulatory friction and physician/staffing complexity are burden variables and are inverted in the composite calculation.

Legal / Compliance Disclaimer

This report is educational business analysis. It is not legal, fair-market-value, Anti-Kickback, Stark, corporate-practice, licensure or malpractice advice. Every physician-director, collaboration, supervision and MSO/professional-entity arrangement requires state- and fact-specific review.

AJ PAKPOUR

CLINIC MARKET INTELLIGENCE REPORT 2027

STRUCTURAL CHAPTER 01

MSO / PLLC / OWNERSHIP STRUCTURES

STRUCTURAL THESIS

The ownership chart is not paperwork. It determines who is practicing medicine, who controls clinical decisions, who owns the revenue, how the MSO gets paid and whether the entire business can survive state and federal scrutiny.

Research cutoff: October 15, 2026 | 2027 Edition

1. Why Ownership Structure Matters

Modern outpatient healthcare businesses often separate clinical practice from nonclinical operations. The clinical entity employs or contracts with licensed professionals and delivers medical care. A management services organization, or MSO, may provide administrative infrastructure such as marketing, scheduling, technology, billing support, human resources, facilities, vendor management and business development.

That separation can be legitimate and useful. It can also fail when the MSO effectively becomes the medical practice: selecting treatment, controlling clinicians, owning the professional revenue, replacing the physician owner, dictating coding, controlling records, or receiving compensation that is economically tied to referrals or federally reimbursed business.

The correct structure therefore depends on state corporate-practice rules, professional-entity statutes, professional scope laws, clinic-licensure requirements, payer contracts, ownership of the patient relationship, and federal fraud-and-abuse rules. There is no fifty-state template that should be copied without local analysis.

OPERATOR RULE

If the business works only because the nonclinical company secretly controls the medical practice, it is not a durable structure.

2. The Three-Layer Model

Clinical Entity PC / PA / PLLC / permitted entity → **Management Services Agreement** → **MSO Administrative company**

Layer	Primary Function	Typical Assets	What It Should Not Do
Clinical entity	Practice medicine and hold professional responsibility	Clinician contracts, professional fees, patient records where required, clinical policies, payer enrollments	Transfer ultimate clinical judgment to nonlicensed owners
Management Services Agreement	Define services, compensation, control boundaries and term	Service schedules, FMV methodology, bank/admin authority, IP/facility terms	Operate as a disguised ownership transfer or referral-payment mechanism
MSO	Provide nonclinical infrastructure	Brand, staff, technology, marketing, facilities, billing support, procurement, analytics	Diagnose, prescribe, hire/fire clinicians for clinical reasons, or dictate medical judgment where prohibited

In a restrictive corporate-practice state, the professional entity is not supposed to be a shell. The physician or other authorized professional owner must retain the authority state law assigns to the professional practice.

3. Who Owns What?

Asset / Function	Usually Clinical-Entity Side	Usually MSO Side	Why It Matters
Medical license / DEA / prescriber authority	Yes	No	Professional authority cannot be owned by an unlicensed company.
Clinical decision-making	Yes	No	Core corporate-practice boundary.
Professional-fee receivable	Often yes, subject to lawful agency arrangements	Administrative collection support may be delegated	Control of professional revenue can evidence control of the practice.
Patient medical record	State-specific; frequently professional control is required	May host/manage the system	Data hosting is different from clinical ownership/control.
Brand / domain / marketing assets	May license	Often owned by MSO	Can create leverage but should not transfer clinical control.
Lease / furniture / nonclinical staff	May be supplied under contract	Commonly MSO-owned or provided	Classic management-services function.
Clinical staff employment	State-specific professional entity / permitted employer	MSO may recruit/administer HR	Clinical competency decisions may be reserved to licensed professionals.
Protocols / medical policies	Professional approval	Drafting/admin support possible	Final clinical authority matters more than who wrote the first draft.

CONTROL TEST

Do not ask only who owns 51% of the shares. Ask who can hire, fire, replace, override, redirect money, change clinical policy and terminate the other party.

4. Clinical Control Boundary

California's Medical Board provides one of the clearest public examples of the control analysis. It identifies diagnosis, referrals, treatment options, physician workload, medical records, hiring/firing clinicians for competency, payer contracting parameters, coding/billing procedures and medical equipment selection as decisions that cannot be controlled by an unlicensed person or MSO when they amount to control over the practice of medicine.

Decision	Clinical Control Risk	Safer Allocation
Diagnosis / treatment / referrals	Extreme	Licensed physician or authorized professional
Clinical protocols / formulary decisions	Extreme	Licensed clinical leadership
Clinical hiring / firing for competence	High	Professional entity retains final approval
Number of patients / clinical workload	High	Professional entity retains clinical-safety authority
Coding policy tied to patient-care services	High in restrictive states	Professional entity approval with MSO support
Marketing budget	Lower	MSO can manage subject to compliant claims
Nonclinical payroll / office staff	Lower	MSO can manage under MSA
IT / CRM / scheduling systems	Lower	MSO can administer without altering clinical judgment

Source note: California Medical Board, Physician & Surgeon Practice Information - Corporate Practice of Medicine.

5. Management Fee Economics

The MSA must explain what the MSO is actually doing and how it is paid. Fixed monthly fees, cost-plus arrangements, per-service administrative fees and percentage-based management fees can have different risk profiles depending on the state, payer mix and whether federal healthcare program referrals are implicated.

Federal Anti-Kickback safe-harbor principles for personal services and management contracts emphasize written agreements, specified services, compensation set in advance, fair-market-value economics and compensation not determined by the volume or value of referrals. Not every arrangement has to fit a safe harbor to be lawful, but falling outside one increases the importance of a fact-specific analysis.

Fee Model	Commercial Logic	Primary Risk Question
Fixed monthly fee	Predictable payment for defined administrative services	Does the amount remain defensible if referral volume changes?
Cost plus markup	Reimburses actual administrative infrastructure plus margin	Are costs real, allocable and commercially reasonable?
Per encounter / per patient admin fee	Scales with workload	Does the fee track administrative effort or impermissibly reward referrals?
Percentage of professional revenue	Aligns with business scale	Does state fee-splitting law permit it, and does federal-program business create AKS risk?
Equity / profit participation	Aligns long-term economics	Does it create direct or indirect control over the professional practice?

OPERATOR RULE

The management fee should pay for management. If the economic story is really 'we get paid more when the doctor sends more business,' the structure needs a different analysis.

6. Bank Accounts, Billing and Revenue Control

Bank-account design is often where a theoretically compliant structure becomes operationally aggressive. The professional entity may authorize the MSO to provide billing and collection services, but the agreement should distinguish administrative agency from beneficial ownership and ultimate control.

Question	Why It Matters
Who is the billing provider?	Identifies the entity furnishing and billing the professional service.
Whose TIN/NPI is on the claim?	Must match payer enrollment and actual service structure.
Who owns the receivable?	Revenue ownership can be part of the professional-control analysis.
Can the MSO sweep funds automatically?	May be workable under a defined agency arrangement, but control and fee limits matter.
Who approves refunds, write-offs and coding policy?	In restrictive states, these can become professional-practice decisions.
Can the physician owner access the account and records?	Loss of access is a major de facto-control warning sign.
What happens at termination?	The professional entity should not become commercially trapped solely through control of cash or records.

RED FLAG

If the physician technically owns the practice but cannot access its money, records, contracts or staff without the MSO's permission, ownership may be nominal rather than real.

7. Physician Ownership, Succession and Stock-Transfer Controls

Restrictive-state MSO structures often use succession agreements, stock-transfer restrictions, nominee concepts, options or transfer arrangements designed to keep the professional entity owned by an eligible licensed person while giving the MSO continuity if the physician owner dies, loses a license or leaves.

Those mechanisms must be drafted carefully. In April 2026, the California Attorney General filed an amicus brief defending California's corporate-practice doctrine in a dispute involving a private-equity-backed MSO. The Attorney General argued that contractual rights allowing an MSO to replace the physician-owner, or making the physician unable to replace the MSO without losing the practice, can amount to impermissible control.

Provision	Legitimate Business Goal	Risk
Succession mechanism	Keep practice operating if physician becomes ineligible	MSO effectively chooses/controls physician owner
Stock-transfer restriction	Prevent ownership by an ineligible person	Restriction becomes de facto MSO ownership
MSA long term	Protect infrastructure investment	Physician cannot practically terminate manager
Brand/IP license	Preserve enterprise identity	Termination strips practice of all meaningful operating assets
Security interest	Protect financing	Foreclosure/control rights transfer professional practice to unlicensed party

Source note: California Attorney General, April 1, 2026 amicus announcement in Art Center Holdings litigation.

8. State Snapshot: California

POSTURE
HIGHLY RESTRICTIVE CORPORATE-PRACTICE ENVIRONMENT

California Business and Professions Code section 2400 and the Medical Board's published guidance form one of the country's clearest corporate-practice regimes. The Board states that corporations and other artificial entities have no professional rights, privileges or powers except through permitted professional structures.

- A California medical practice is generally organized through a professional medical corporation or another specifically permitted professional form, not a general corporation or ordinary LLC practicing medicine.
- The physician must retain ultimate responsibility for core clinical and practice decisions identified by the Medical Board.
- An MSO may provide administrative services but cannot arrange for, advertise or provide medical services as though it were the practice.
- Control rights matter as much as ownership percentages. The 2026 Attorney General position emphasizes de facto control through replacement and termination rights.
- California is a poor state for a template that gives the MSO complete bank, clinician, record and shareholder control while leaving a physician as nominal owner.

OPERATOR TEST
Could the physician owner reject an MSO business decision that conflicts with clinical judgment and keep control of the medical practice?

9. State Snapshot: Texas

POSTURE

PROFESSIONAL-ENTITY STRUCTURE WITH SPECIFIC OWNERSHIP RULES

Texas Business Organizations Code Chapter 301 expressly recognizes professional associations and professional limited liability companies. It also defines who may participate in specified joint professional entities and protects each practitioner's clinical authority from control by another practitioner through agreements, bylaws, directives or financial incentives.

- Texas can support a PA or PLLC structure for physician professional services, subject to Title 7 professional-entity rules.
- Texas statutes expressly allow certain joint ownership combinations, including physician/physician-assistant ownership subject to statutory limitations.
- Professional entity ownership should be tested against the authorized-person provisions rather than treated like an ordinary LLC.
- The nonclinical MSO can remain separately owned and contract for management services, but it should not control treatment decisions or convert the PLLC into a nominal physician shell.
- Texas is not a state where 'PLLC' automatically solves every issue. Ownership eligibility, clinical authority, delegation, supervision and other medical-board rules still apply.

Source note: Texas Business Organizations Code Chapters 301 and 304, current through the 2025 legislative sessions reflected by the Texas statutes site.

10. State Snapshot: New Jersey

POSTURE
FORM-DRIVEN PROFESSIONAL-PRACTICE RULES

New Jersey Board of Medical Examiners rule N.J.A.C. 13:35-6.16 sets out acceptable professional-practice forms and requires policies assigning responsibility to licensed practitioners for professional staffing, medical policies and related professional functions.

- Acceptable forms include solo practice and specified professional partnerships, professional associations and limited-liability-company arrangements composed of licensed health professionals under the rule.
- New Jersey also permits employment by a general business corporation in specified licensed or otherwise permitted settings, with medical-director and professional-control conditions.
- The rule is especially important when professionals of different scopes practice together: a person with a more limited scope should not control the professional discretion of a broader-scope licensee.
- A New Jersey MSO structure should be tested against the exact practice form and the Board's professional-control requirements, not simply against general corporate law.

OPERATOR TEST
Does the entity fit a practice form the Board actually recognizes, and does the highest-scope licensed professional retain the professional discretion the rule requires?

11. State Snapshot: Florida

POSTURE
CLINIC-LICENSURE / EXEMPTION ANALYSIS IS A CENTRAL OVERLAY

Florida does not present the same one-page corporate-practice rule as California. For many outpatient businesses, the immediate structural question instead includes whether the entity is a 'clinic' under Part X of Chapter 400 and therefore needs an Agency for Health Care Administration license or qualifies for an exemption.

- Florida Statute 400.9905 broadly defines a clinic as an entity where healthcare services are provided and charges are tendered for reimbursement, subject to numerous statutory exclusions.
- Entities that qualify for an exemption may obtain a certificate of exemption; AHCA states the certificate is tied to the owner and location and must be renewed.
- A change in ownership or location can require a new exemption filing even when the operating service line appears unchanged.
- The ownership/MSO analysis therefore must be run together with AHCA licensure, professional-scope, payer and billing analysis.
- A Florida structure that was designed for cash-pay services can change risk profile if it later begins billing insurance or changes ownership.

Source note: Florida Statute 400.9905 and Florida AHCA Health Care Clinic / Certificate of Exemption guidance, current 2026.

12. Federal Overlay: Anti-Kickback and Stark

Corporate-practice law is primarily state law. Federal fraud-and-abuse law is a separate overlay. A structure can satisfy state ownership rules and still fail if management compensation, physician payments or referral relationships violate federal requirements.

Federal Issue	Trigger	Structural Implication
Anti-Kickback Statute	Remuneration intended to induce or reward federal program referrals/business	Management, marketing and physician compensation must be analyzed for referral intent and safe-harbor fit
Personal services / management safe harbor	Management or agency services between referral-capable parties	Written agreement, specified services, set-in-advance compensation, FMV and no volume/value link are core concepts
Stark Law	Financial relationship with physician plus designated health services to Medicare	An exception may be required; FMV, commercial reasonableness and volume/value restrictions recur
Fee splitting / state kickback	State-specific professional fee-sharing or referral payment prohibitions	A percentage management fee may be lawful in one setting and problematic in another
Civil False Claims exposure	Claims generated through invalid arrangements or improper billing	Bad structure can contaminate downstream reimbursement

OPERATOR RULE

State ownership compliance does not immunize a management arrangement from federal referral law.

13. The Contract Stack

A mature MSO/professional-entity model is not one document. It is a stack of agreements that should tell the same ownership and control story.

Document	Purpose	Key Structural Question
Professional entity formation documents	Establish lawful clinical owner/entity	Is every owner eligible?
Management Services Agreement	Defines nonclinical services and fee	Does the MSO stay on the nonclinical side?
Physician employment / contractor agreement	Defines clinical duties and compensation	Who controls professional judgment?
Medical-director / collaboration agreement	Defines oversight obligations	Are duties real and compensation defensible?
IP / trademark license	Allows use of brand and systems	Does brand control become practice control?
Facility / equipment lease	Supplies nonclinical infrastructure	Is pricing commercially reasonable?
Billing / collection agency authorization	Allows revenue-cycle administration	Who owns/control funds and coding decisions?
BAA / data agreement	Allocates HIPAA/data obligations	Does data access exceed operational need?
Succession / transfer agreement	Maintains eligible professional ownership	Does it give the MSO de facto ownership?
Financing / security documents	Funds startup or acquisition	Can remedies transfer clinical control to an ineligible party?

DOCUMENT RULE

The agreements should not contradict one another. A compliant MSA does not help if a separate stock agreement gives the MSO the power to control the physician owner.

14. Operator Red Flags

Red Flag	Why It Matters
Physician owner cannot terminate the MSO without losing the practice	Suggests de facto MSO control
MSO can replace physician owner at will	Direct corporate-practice concern in restrictive states
MSO determines diagnosis, treatment or clinical staffing	Unlicensed practice/control risk
Professional revenue automatically belongs to MSO	May undermine professional entity's substance
Management fee rises with referrals/downstream federal business	AKS / state kickback concern
No written FMV / commercial-reasonableness support	Compensation becomes harder to defend
Generic 50-state documents	State ownership and scope rules materially differ
No clinic-license/exemption analysis in Florida	Entity may be operating under the wrong AHCA status
California ordinary LLC is 'the medical practice'	Conflicts with California Medical Board guidance
No termination / transition plan for records, staff and cash	Creates practical lock-in and patient continuity risk

15. AJ Pakpour Operator Take

AJ PAKPOUR OPERATOR ANALYSIS

The MSO model works when everybody is honest about what each company actually does. The professional entity practices medicine. The MSO runs the machine around it. The minute the management company starts picking the medicine, controlling the doctor, owning every dollar and treating the physician owner like a replaceable signature, you are asking for a problem. I like the MSO model because it lets operators centralize marketing, staff, technology, vendors, billing and growth while the doctor protects the clinical side. But it has to be built for the state you are in. California is not Florida. Texas is not New Jersey. If somebody hands me one generic PC-MSO package and says it works in all 50 states, that is exactly when I slow down.

This section is operator analysis, not legal advice.

16. 2027 Forecast

The MSO model will remain a central ownership architecture for multi-state outpatient medicine, but 2027 favors structures with more substance and less nominee-style control. California's 2026 Attorney General position is an important signal that regulators and courts are looking past form toward who actually controls the practice.

At the same time, telehealth expansion, physician-network models and private investment continue increasing the need for scalable administrative infrastructure. The result is not the disappearance of MSOs. It is a higher standard for MSOs: clearer clinical-control boundaries, better FMV support, more state-specific contracts and cleaner succession mechanisms.

2027 Trend	Direction	Operator Impact
State scrutiny of de facto clinical control	Up	Aggressive stock/termination/control rights face more pressure
Multi-state professional entities	Up	State entity and owner-eligibility tracking becomes core infrastructure
Virtual physician infrastructure	Up	MSOs need tighter integration with licensed professional networks
Generic 50-state templates	Down	State-specific overlays become more important
Nominee physician-owner structures	Higher risk	Substance and independence matter more than paper ownership
Management-fee documentation	Up	FMV/commercial reasonableness files become standard operating assets

17. Final Structural Framework

FINAL FRAMEWORK

A durable MSO / PLLC structure does five things at the same time: puts professional ownership where state law requires it; preserves licensed clinical control; gives the MSO enough authority to run nonclinical operations efficiently; pays management compensation on defensible terms; and keeps federal referral law, clinic licensure, payer enrollment and malpractice aligned with the real operating model.

- Step 1: Identify the actual service and patient states.
- Step 2: Determine the permitted professional entity and eligible owners in each state.
- Step 3: Map the clinical decisions that must remain with licensed professionals.
- Step 4: Define MSO services and management compensation independently from referrals.
- Step 5: Align bank accounts, billing, records, employment and termination rights with the legal control model.
- Step 6: Test clinic/facility licensure, payer and professional-scope overlays.
- Step 7: Document FMV, commercial reasonableness and actual management/directorship work.
- Step 8: Re-verify state law whenever ownership, location, service line or clinician scope changes.

The central strategic rule is simple: the MSO should be powerful enough to run the business, but never so powerful that it becomes the unlicensed medical practice.

Sources & Evidence Register

OWN-E01 Medical Board of California - Corporate Practice of Medicine guidance
https://www.mbc.ca.gov/Licensing/Physicians-and-Surgeons/Practice-Information/

OWN-E02 California Attorney General - April 1, 2026 CPOM amicus announcement
https://oag.ca.gov/news/press-releases/attorney-general-bonta-files-amicus-brief-defense-california%E2%80%99s-ban-corporate

OWN-E03 Texas Business Organizations Code Chapter 301 - Professional Entities
https://statutes.capitol.texas.gov/?artSec=301.001&chapter=BO.301&code=BO&tab=1

OWN-E04 Texas Business Organizations Code Chapter 304 - Professional Limited Liability Companies
https://statutes.capitol.texas.gov/GetStatute.aspx?Code=BO&Value=304

OWN-E05 New Jersey Board of Medical Examiners - Chapter 35, N.J.A.C. 13:35-6.16
https://www.njconsumeraffairs.gov/regulations/Chapter-35-State-Board-of-Medical-Examiners.pdf

OWN-E06 New Jersey BME - Professional Practice Structure summary
https://www.njconsumeraffairs.gov/bme/Documents/Professional-Practice-Structure.pdf

OWN-E07 Florida Statute 400.9905 - Health Care Clinic Definitions / Exemptions
https://www.leg.state.fl.us/Statutes/index.cfm?App_mode=Display_Statute&URL=0400-0499/0400/Sections/0400.9905.html

OWN-E08 Florida AHCA - Certificate of Exemption from Health Care Clinic Licensure
https://ahca.myflorida.com/health-quality-assurance/bureau-of-health-facility-regulation/hospital-outpatient-services-unit/health-care-clinics/exemption-from-licensure.html

OWN-E09 HHS OIG - Anti-Kickback safe-harbor background / management contracts
https://oig.hhs.gov/fraud/docs/safeharborregulations/012389.htm

OWN-E10 HHS OIG - 1991 Safe Harbor Regulations / Personal Services
https://www.oig.hhs.gov/fraud/docs/safeharborregulations/072991.htm

OWN-E11 CMS - Modernizing and Clarifying Physician Self-Referral Regulations Final Rule
https://www.cms.gov/newsroom/fact-sheets/modernizing-and-clarifying-physician-self-referral-regulations-final-rule-cms-1720-f

OWN-E12 CMS - Physician Self-Referral Law Spotlight
https://www.cms.gov/medicare/regulations-guidance/physician-self-referral/spotlight

Methodology Note

This is a structural operating chapter rather than a scored business category. State examples are selected to illustrate materially different ownership and practice-structure regimes. They are not a fifty-state legal survey and should not be used as a substitute for current state counsel.

Legal Disclaimer

This report is educational business analysis, not legal advice. Corporate-practice, fee-splitting, professional-entity, clinic-licensure, Anti-Kickback, Stark, payer, tax and malpractice rules are highly fact-specific and can change after the October 15, 2026 research cutoff.

AJ PAKPOUR

CLINIC MARKET INTELLIGENCE REPORT 2027

STRUCTURAL CHAPTER 02

STATE OPPORTUNITY & OPERATING FRICTION

CHAPTER THESIS

There is no single best state for every clinic. The best expansion state is the one where demand, clinician autonomy, ownership rules, telehealth access, payer opportunity and operating friction fit the business model.

Research cutoff: October 15, 2026 | 2027 Edition

1. Executive State Framework

State selection changes the economics of a medical business before the first patient arrives. A state can have excellent population growth but require physician-heavy staffing. Another can be easy for an NP-led telehealth model but impose strong corporate-practice restrictions. A third can be structurally simple but offer weaker payer or demographic opportunity.

This chapter converts those differences into an operator-screening matrix. It is designed to answer a practical question: where should a clinic investigate first, and where should management expect higher legal, staffing and licensing cost?

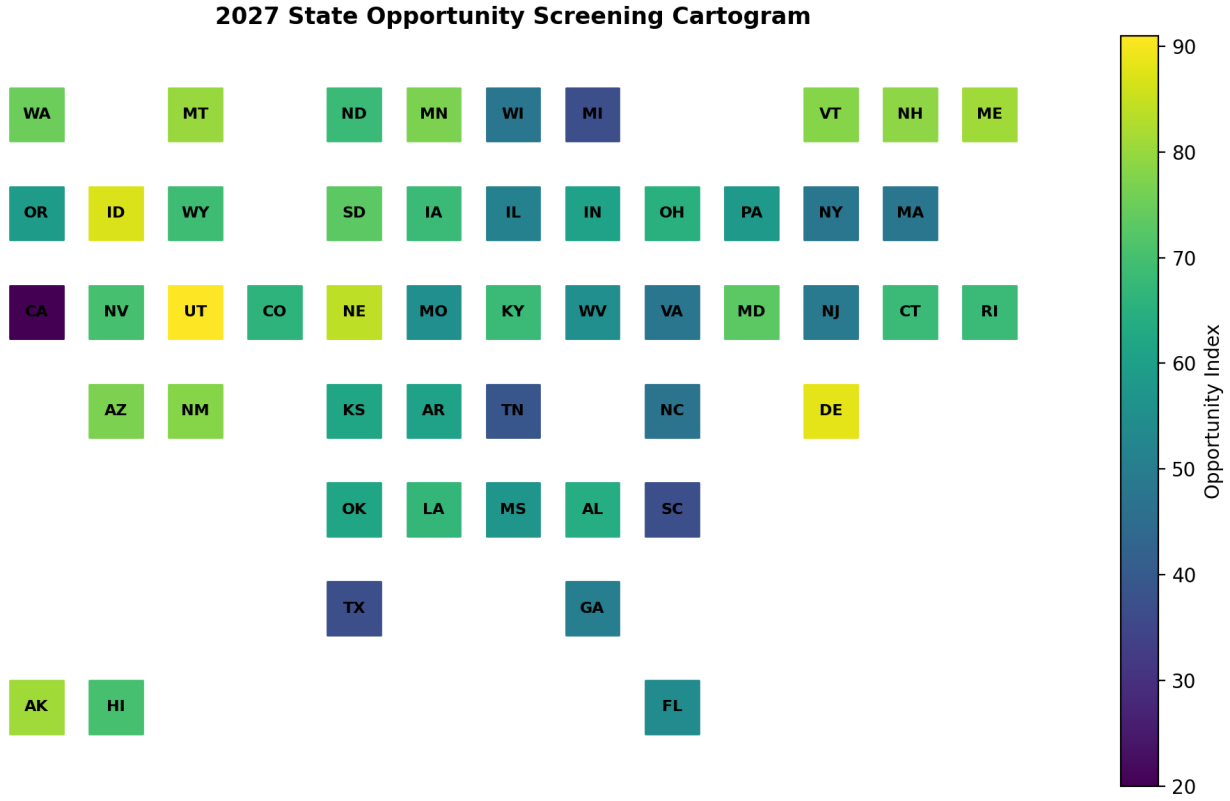

Source note: AJ Pakpour State Opportunity Index, built from 2026 state-practice, telehealth, CPOM, Medicaid expansion and Census population-growth inputs. Screening tool, not legal advice.

2. Methodology

Dimension	1 = Low Friction / Weak	5 = High Friction / Strong	Primary Basis
Ownership Friction	No general CPOM prohibition	Strong CPOM / active enforcement	2026 50-state telehealth/CPOM survey cross-checked to public CPOM sources
Clinician Autonomy Friction	Full NP practice	Restricted NP practice	AANP May 2026 State Practice Environment
Telehealth Friction	IMLC + alternate registration	No IMLC + no alternate pathway	IMLCC October 2026 + CCHP/FSMB registration data
Aesthetic / Procedure Friction	Low structural friction proxy	High structural friction proxy	Average of ownership and clinician-autonomy screens
Controlled-Substance Friction	Low screening proxy	High screening proxy	Conservative proxy from clinician + telehealth friction; must be state-verified
Payer Opportunity	Lower	Higher	Medicaid expansion status, October 2026
Demand / Growth	Declining population	Fast growth	Census Vintage 2025, July 2024-July 2025

Composite Friction is the average of the five friction dimensions. The Opportunity Index places 60% weight on low operating friction, 20% on payer opportunity and 20% on recent population growth. It is intentionally an expansion-screening score, not a market-size forecast.

IMPORTANT LIMITATION

The aesthetic/procedure and controlled-substance columns are screening proxies. Before execution, the applicable medical-board, pharmacy-board, nursing-board, facility, prescribing and delegation rules must be checked directly for the exact service.

3. National Snapshot

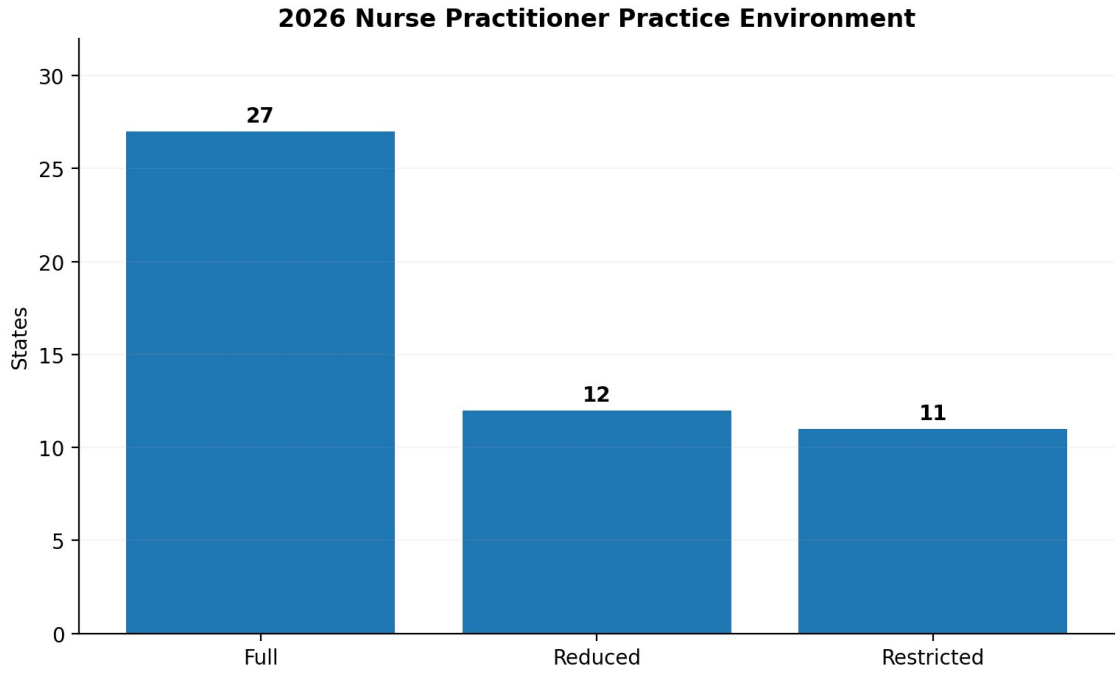

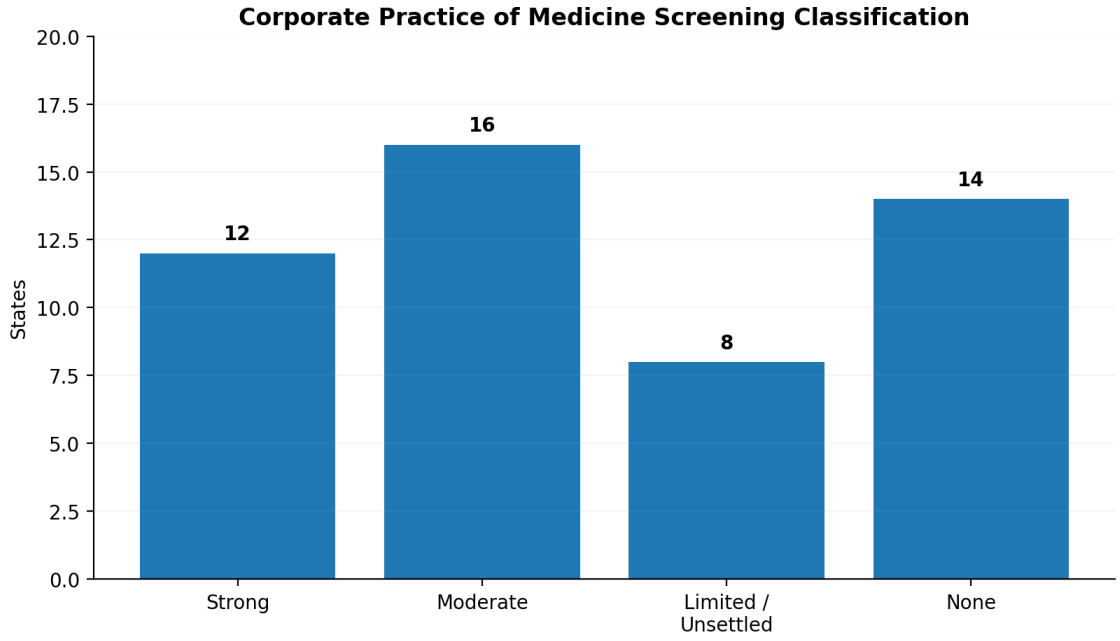

The national map is split more sharply by clinician autonomy and corporate-practice structure than many operators expect. AANP's May 2026 map classifies 27 states as full-practice for NPs, 12 as reduced and 11 as restricted. Separately, the CPOM screening used here classifies 12 states as strong, 16 as moderate, eight as limited/unsettled and 14 as having no general prohibition.

4. Cross-State Physician Access

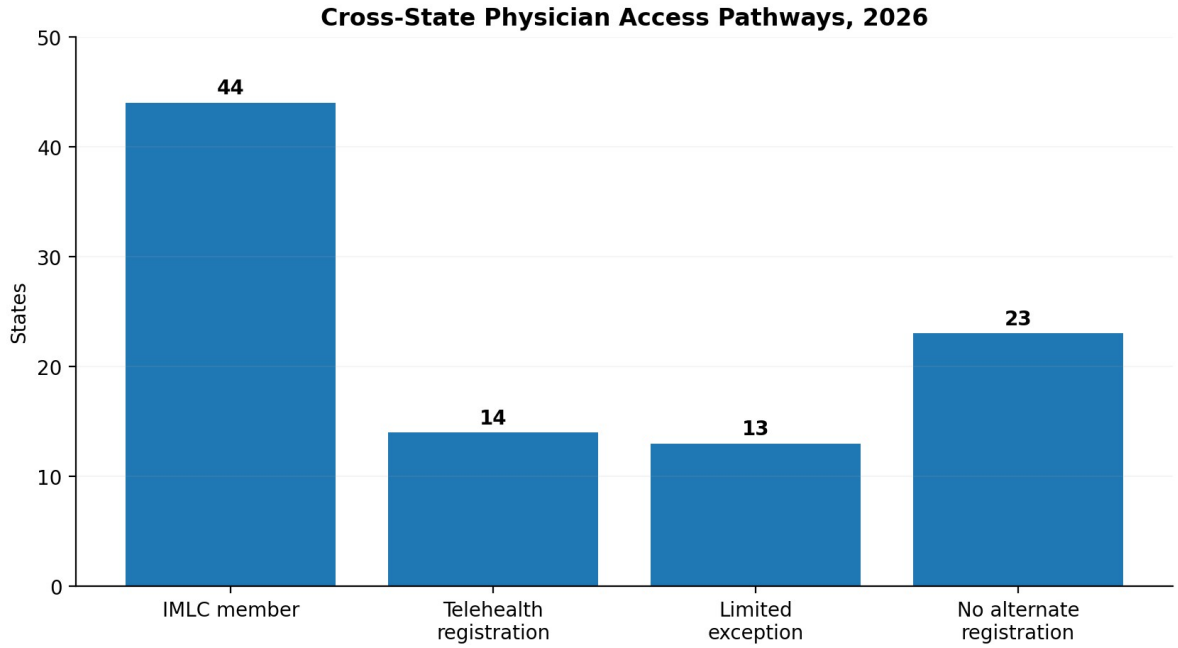

By October 2026, 44 states were members of the Interstate Medical Licensure Compact. The six nonmember states were California, Massachusetts, New York, Oregon, South Carolina and Virginia. Fourteen states also maintained a general telehealth-specific registration, permit, waiver or telemedicine-license pathway for qualifying out-of-state physicians.

The operational implication is significant. Multi-state physician coverage is now easier across most of the country, but the hardest states include several of the largest or fastest-growing healthcare markets. National operators still need a deliberate licensing sequence rather than a blanket '50-state' assumption.

EXPANSION RULE

Use the compact to accelerate physician breadth, but route care by the patient's state and never confuse an expedited license process with a national medical license.

5. Highest Opportunity Screening States

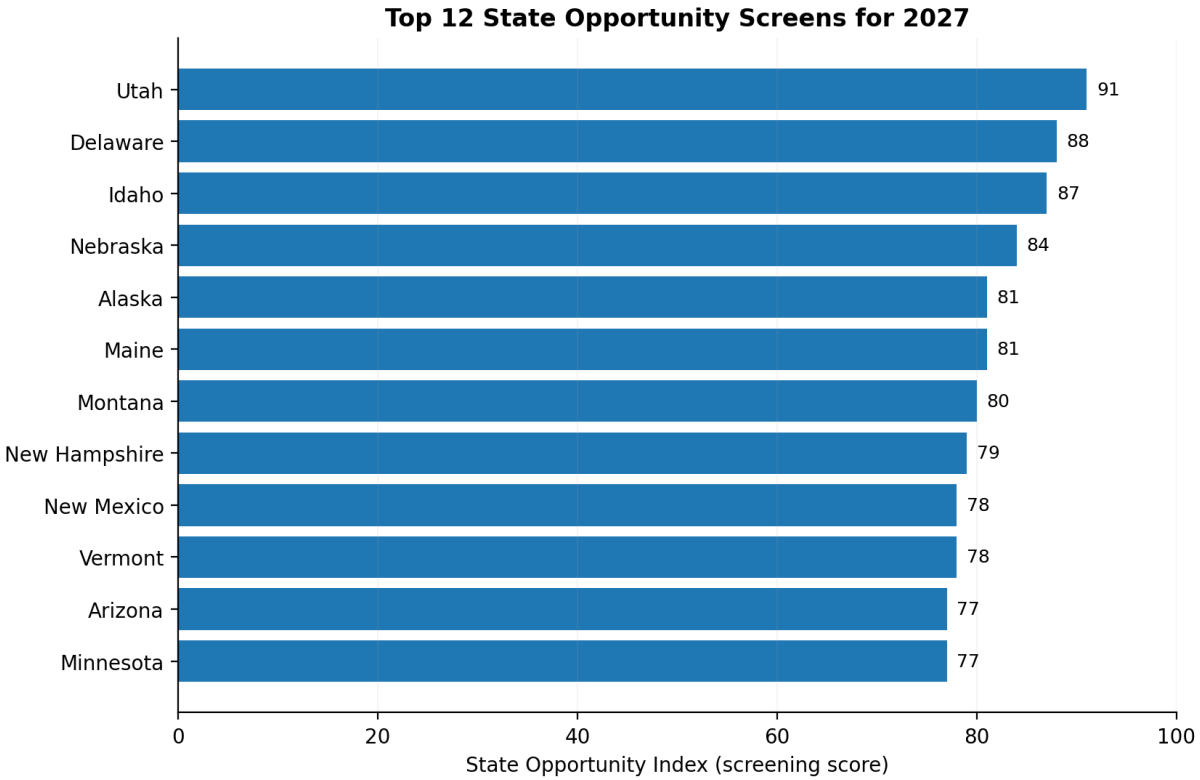

Rank	State	Opportunity Index	Composite Friction	Why It Screens Well
1	Utah	91	1.26	Low structural friction with favorable growth/payer mix
2	Delaware	88	1.10	Low structural friction with favorable growth/payer mix
3	Idaho	87	1.56	Low structural friction with favorable growth/payer mix
4	Nebraska	84	1.40	Low structural friction with favorable growth/payer mix
5	Alaska	81	1.26	Low structural friction with favorable growth/payer mix
6	Maine	81	1.26	Low structural friction with favorable growth/payer mix
7	Montana	80	1.70	Low structural friction with favorable growth/payer mix
8	New Hampshire	79	1.40	Balanced clinician, telehealth and market conditions

9	New Mexico	78	1.10	Balanced clinician, telehealth and market conditions
10	Vermont	78	1.10	Balanced clinician, telehealth and market conditions

These scores do not mean Utah, Delaware or Idaho are automatically the largest revenue markets. They mean the operating environment is comparatively efficient once legal friction, clinician deployment and demographic direction are considered together.

6. Highest-Friction States

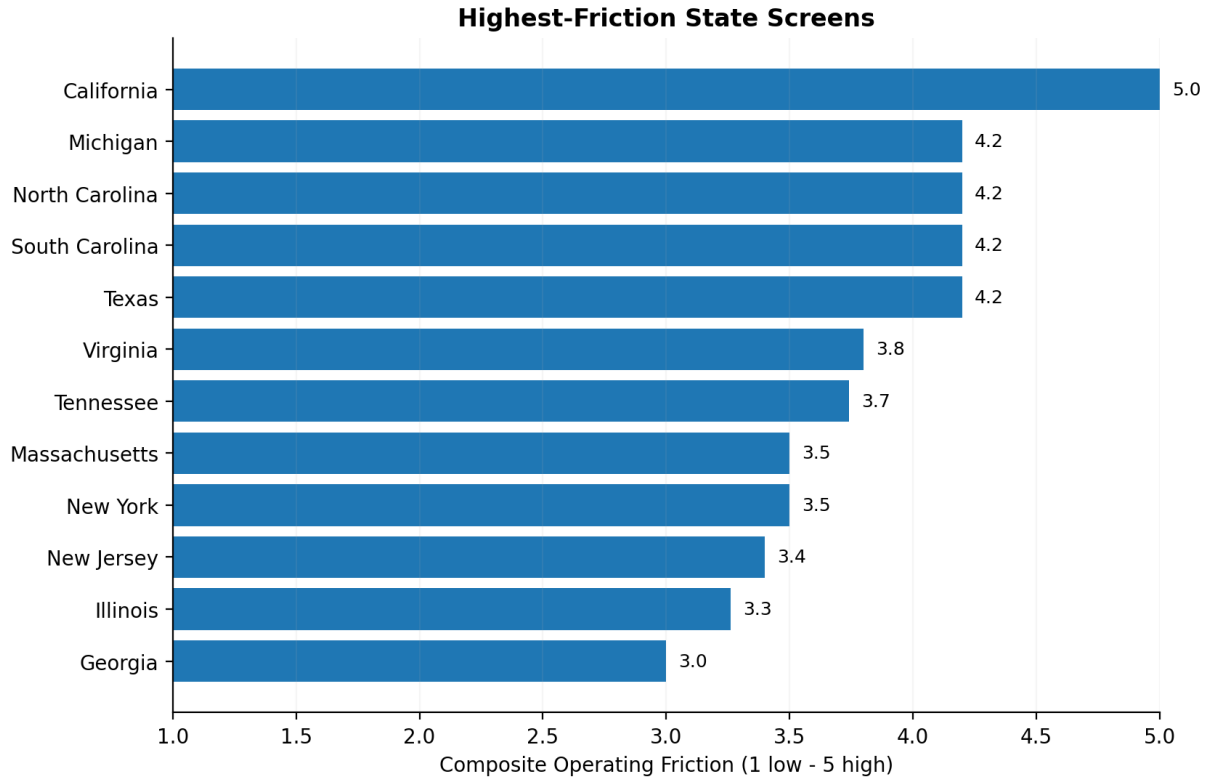

California is the clearest outlier in the screen because it combines strong corporate-practice restrictions, restricted NP practice, no IMLC membership, no general telehealth-registration shortcut and recent population decline. That does not make California a bad healthcare market. It makes California expensive to enter correctly.

- California: high demand potential, but maximum structural friction in this model.
- Michigan and Texas: strong CPOM plus restricted NP practice create physician-heavy staffing/ownership requirements.
- South Carolina: restricted NP practice plus no IMLC pathway offset exceptional recent population growth.
- North Carolina: fast growth is attractive, but strong CPOM and restricted NP practice keep friction elevated.
- Massachusetts and New York: strong CPOM and no compact membership raise expansion cost despite attractive payer and population bases.

7. Opportunity vs Friction

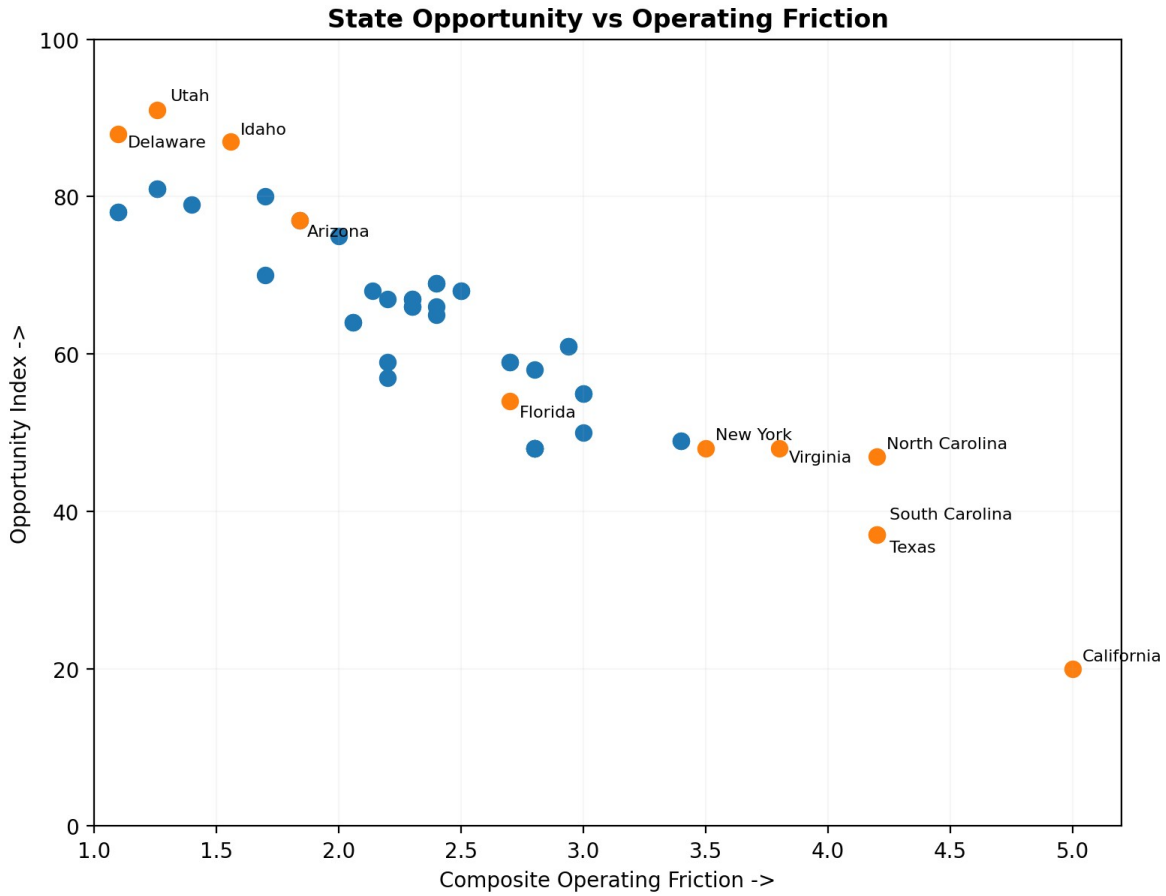

The scatter is more useful than a simple rank because it separates high-demand states from easy states. Texas, North Carolina and South Carolina remain commercially compelling despite high friction because population growth is strong. Delaware and Utah screen highly because they combine manageable operating structures with favorable growth or payer conditions.

OPERATOR RULE

Do not confuse 'high friction' with 'do not enter.' High-friction states can be excellent markets when the revenue opportunity is large enough to pay for physician, legal and licensing infrastructure.

8. State Archetype A: Low-Friction Expansion States

State	Index	Primary Advantage	Main Watch Item
Utah	91	Full NP practice, IMLC, no general CPOM screen, rapid population growth	Service-specific prescribing and facility rules
Delaware	88	Full NP practice, IMLC, telehealth registration, no general CPOM screen	Small absolute population
Idaho	87	Full NP practice, compact participation, fastest-tier population growth	Telehealth exceptions remain limited outside full licensure
Nebraska	84	Low ownership/NP friction and compact participation	Market size and payer mix
Alaska	81	Full NP practice and low ownership friction	Geography, logistics, payer concentration

These states are attractive for learning, launching and testing multi-state workflows because the provider-coverage burden is generally lower. For a new national model, an efficient state sequence can matter more than launching first in the largest markets.

9. State Archetype B: Big Opportunity, High Friction

State	Growth Signal	Friction Signal	Operator Interpretation
Texas	Top growth tier	Strong CPOM + restricted NP practice	Large prize, but physician and entity structure must be designed before scale
North Carolina	Top growth tier	Strong CPOM + restricted NP practice	Excellent demand tailwind; clinician structure raises cost
South Carolina	Fastest-growing state	Restricted NP + no IMLC + moderate CPOM	High-growth market that requires deliberate physician coverage
Florida	High growth	Restricted NP; non-expansion payer environment; AHCA clinic overlay	Strong cash-pay demand, but service/entity structure matters
California	Large market but declining 2024-25	Maximum structural friction	Enter for market size, not ease

These are markets where a high-quality physician-infrastructure company can become more valuable precisely because entry is difficult.

10. State Archetype C: Telehealth-Efficient Markets

The most telehealth-efficient states in this screen combine IMLC participation, a general out-of-state telehealth pathway and full NP practice. Examples include Arizona, Colorado, Delaware, Minnesota and Nevada, although ownership friction differs materially among them.

State	NP Authority	Telehealth Pathway	CPOM Screen	Practical Take
Arizona	Full	IMLC + registration	Moderate	Strong virtual-launch profile
Colorado	Full	IMLC + registration	Strong	Easy clinician access, harder ownership structure
Delaware	Full	IMLC + registration	None	One of the cleanest structural screens
Minnesota	Full	IMLC + registration	Moderate	Good staffing and telehealth balance
Nevada	Full	IMLC + telemedicine license	Strong	Virtual access good; entity structure needs care
New Mexico	Full	IMLC + telemedicine license	None	Low structural friction, but 2024-25 population decline

11. California

SCREENING POSTURE

HIGH-VALUE MARKET / VERY HIGH STRUCTURAL FRICTION

California's opportunity comes from market scale, income, healthcare spending and dense specialty demand, not from ease of entry. For a national outpatient operator, California requires the professional-entity structure, clinical-control boundaries and state licensure to be solved intentionally.

- Strong CPOM classification and active 2026 enforcement attention to de facto MSO control.
- Restricted NP practice in the AANP 2026 map.
- Not an IMLC member and no broad out-of-state physician telehealth registration.
- Recent state population change was negative from July 2024 to July 2025.
- Still strategically important because California's absolute healthcare market is too large for many national brands to ignore.

12. Texas

SCREENING POSTURE

FAST-GROWING MARKET / HIGH PHYSICIAN-STRUCTURE REQUIREMENT

Texas combines one of the country's strongest demand tails with a physician-heavy operating structure. Population grew 1.2% from July 2024 to July 2025, placing Texas in the Census Bureau's top growth tier. At the same time, the screening matrix classifies Texas as strong CPOM and restricted NP practice.

- IMLC membership improves physician licensing scalability.
- Texas no longer offers its former telemedicine license to new applicants, so compact/full licensure remains central.
- Restricted NP practice creates ongoing physician-delegation/supervision demand.
- Professional-entity ownership rules require careful PA/PLLC structuring.
- Texas can justify the friction because the population and commercial opportunity are large.

13. Florida

SCREENING POSTURE

HIGH CASH-PAY DEMAND / MODERATE STRUCTURAL FRICTION

Florida is structurally unusual. It screens as having no general CPOM prohibition, but AANP classifies NP practice as restricted and Florida's health-care-clinic licensure/exemption system can become a critical overlay. Florida also remains a non-expansion Medicaid state.

- IMLC membership plus out-of-state telehealth registration lowers physician licensing friction.
- Restricted NP practice increases physician collaboration/delegation needs.
- AHCA clinic licensure or exemption can matter depending on ownership, reimbursement and service model.
- Population growth remained above the national rate in 2024-25.
- Cash-pay categories such as aesthetics, weight loss, TRT and IV can still be commercially strong despite payer limitations.

14. Southeast Growth Corridor

The 2025 Census estimates place South Carolina, North Carolina and Texas among the country's fastest-growing states, with Georgia, Florida, Tennessee and Alabama also showing positive demographic momentum. This is a powerful demand corridor, but it is not a low-friction corridor.

State	Demand/Growth	NP Environment	Ownership Screen	Strategic Interpretation
South Carolina	5	Restricted	Moderate	Exceptional growth, difficult clinician deployment
North Carolina	5	Restricted	Strong	Large opportunity; higher physician/ownership cost
Georgia	4	Restricted	Limited/Unsettled	Growth attractive; collaboration and med-spa rules important
Florida	4	Restricted	None + AHCA overlay	Cash-pay friendly, physician structure still relevant
Tennessee	4	Restricted	Moderate	Growth plus physician collaboration burden
Alabama	4	Reduced	None	Lower ownership friction, non-expansion payer tradeoff

15. Northeast: Payer Strength vs Structural Cost

The Northeast generally benefits from broad Medicaid expansion and dense insured populations, but several major states are expensive to enter from a professional-entity or licensure perspective. New York and Massachusetts are both non-IMLC states in 2026, and New York, Massachusetts and New Jersey all screen as strong CPOM jurisdictions.

- Delaware is the notable low-friction outlier and screens extremely well.
- Connecticut combines full NP practice and IMLC membership but moderate CPOM.
- New Jersey has strong CPOM and reduced NP practice despite IMLC participation.
- New York combines full NP practice with strong CPOM and no IMLC membership.
- Massachusetts combines full NP practice with strong CPOM and no IMLC membership.

16. 2027 State Watch List

Watch Item	States Most Relevant	Why It Matters
IMLC implementation / expansion	Alaska, Massachusetts, New York and remaining nonmembers	Can materially reduce physician licensing time
NP/PA scope changes	Restricted/reduced states	Directly changes physician-collaboration demand and labor cost
CPOM / private-equity enforcement	California, Oregon, New York, Illinois and other strong states	Can change MSO control and succession structures
Telehealth registration changes	Registration/limited-pathway states	Can alter fastest path to physician coverage
Controlled-substance telemedicine after 2026	All states, especially TRT/psychiatry/addiction	Federal rule must be layered with state prescribing law
2027 Medicaid work requirements	Expansion and selected waiver states	May change covered population and payer opportunity
Population migration	Southeast / Mountain West	Shifts demand toward fast-growth markets

WATCH-LIST RULE

State scores are living inputs. Any major scope, licensure, CPOM, telehealth or payer change should update the matrix before the final 2027 report is published.

17. Expansion Sequence Framework

FINAL FRAMEWORK

Do not expand alphabetically and do not expand only by population. Build a state sequence that buys operational learning cheaply, then uses that infrastructure to enter the large high-friction markets.

Phase	State Type	Goal
Phase 1	Low-friction / full-practice / compact states	Validate workflows, clinician routing, credentialing and compliance
Phase 2	Moderate CPOM or reduced-practice states	Add collaboration, professional-entity and payer complexity
Phase 3	High-growth restricted states	Use mature physician infrastructure to capture larger demand
Phase 4	Large strong-CPOM / noncompact states	Enter California, New York, Massachusetts and similar markets only after systems are proven

The central strategic rule is simple: the best first state is not always the biggest market. It is the state that lets you prove the business model without paying maximum legal and staffing friction on day one.

Sources & Evidence Register

STATE-E01 AANP - 2026 Nurse Practitioner State Practice Environment
https://storage.aanp.org/www/documents/advocacy/State-Practice-Environment.pdf

STATE-E02 AANP - State Practice Environment
https://www.aanp.org/advocacy/state/state-practice-environment

STATE-E03 Interstate Medical Licensure Compact Commission - Current Participation / Snapshot
https://imlcc.com/

STATE-E04 CCHP - State Telehealth Policies for Online Prescribing
https://www.cchpca.org/topic/online-prescribing/

STATE-E05 CCHP - Fall 2025 State Telehealth Laws and Reimbursement Policies Report
https://www.cchpca.org/resources/state-telehealth-laws-and-reimbursement-policies-report-fall-2025/

STATE-E06 MyOrbitHealth - 2026 State Telehealth Compliance Report
https://myorbithealth.com/blog/state-telehealth-compliance-report-2026

STATE-E07 KFF - Status of State Medicaid Expansion Decisions, Oct. 2026
https://www.kff.org/affordable-care-act/status-of-state-medicaid-expansion-decisions/

STATE-E08 U.S. Census Bureau - Vintage 2025 State Population Estimates
https://www.census.gov/newsroom/press-kits/2026/national-state-population-estimates.html

STATE-E09 U.S. Census Bureau - Percent Change in State Population, July 2024-July 2025
https://www.census.gov/library/visualizations/2026/demo/state-population-percent-change-map.html

STATE-E10 American Bar Association - Corporate Practice of Medicine Prohibition
https://www.americanbar.org/groups/health_law/resources/health-lawyer/archive/corporate-practice-medicine-prohibition/

STATE-E11 American Med Spa Association - Medical Spa Laws State by State
https://www.americanmedspa.org/med-spa-laws/

Methodology / Legal Disclaimer

The State Opportunity Index is a proprietary operator-screening framework. It is not a legal conclusion, market valuation, reimbursement forecast or recommendation to enter a state. CPOM classifications are interpretive; telehealth, controlled-substance, delegation, med-spa, clinic-licensure and payer rules are service-specific. Every state should be re-verified against current primary authority and healthcare counsel before launch.

AJ PAKPOUR

CLINIC MARKET INTELLIGENCE REPORT 2027

STRUCTURAL CHAPTER 03

CROSS-CATEGORY MATRICES / MASTER RANKINGS

CHAPTER THESIS

The best 2027 clinic model is not simply the one with the highest revenue potential. The strongest models combine durable demand, recurring care, low capital burden, scalable operations and regulatory risk that can be

Research cutoff: October 15, 2026 | 2027 Edition

1. Executive Ranking

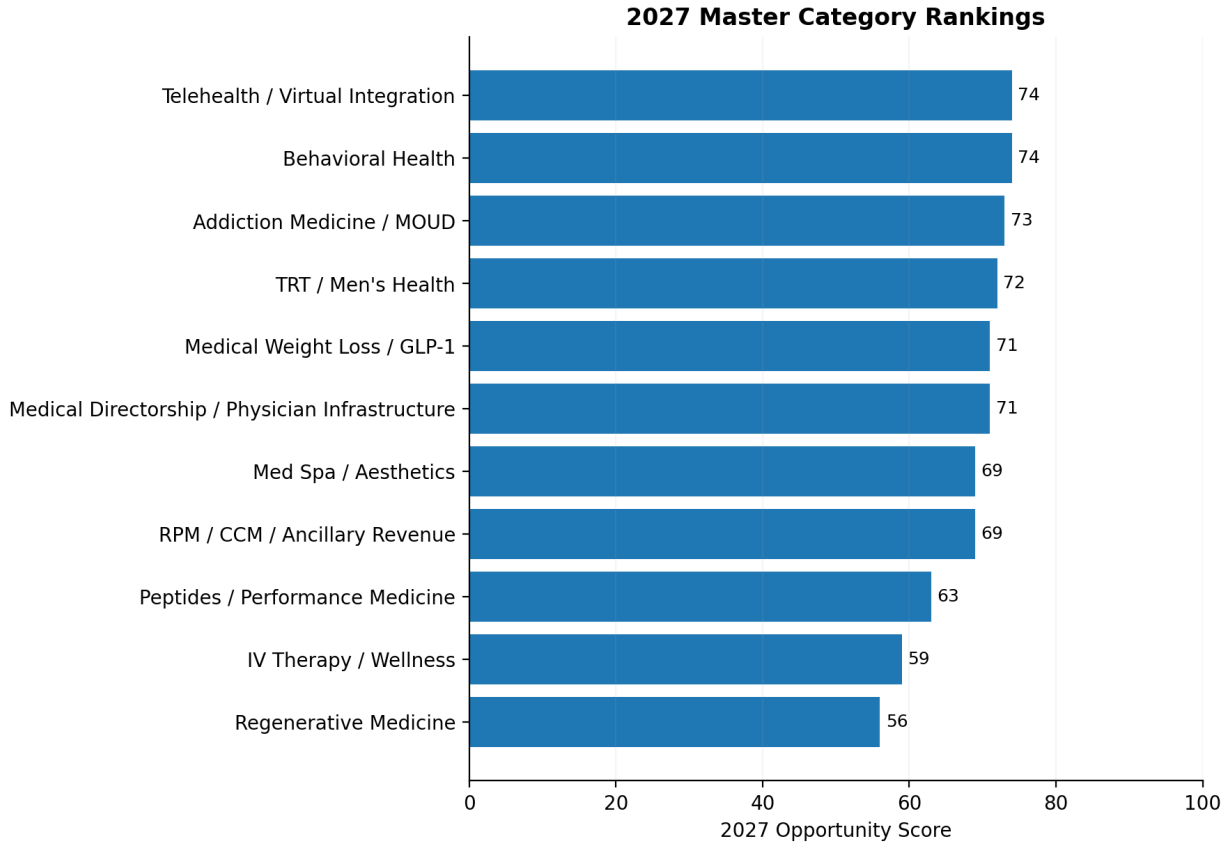

Telehealth / Virtual Medical Integration and Behavioral Health tie for the highest 2027 Opportunity Score at 74. Addiction Medicine follows at 73, TRT at 72, and both Medical Weight Loss / GLP-1 and Medical Directorship / Physician Infrastructure at 71.

The spread is intentionally narrow among the top models. A score of 74 does not mean one category is universally superior to a category scoring 71. It means the balance of growth, recurring economics, capital efficiency, scalability and controllable friction is slightly better in the 2027 base case.

TOP-LINE CONCLUSION

The top of the 2027 ranking is dominated by longitudinal, low-capital, clinically recurring models rather than equipment-heavy or product-dependent businesses.

2. Complete 2027 Ranking Table

Rank	Category	2027 Score	Change vs 2026	Risk	Capital
1	Telehealth / Virtual Integration	74	2	Moderate	Low
2	Behavioral Health	74	3	Moderate	Low
3	Addiction Medicine / MOUD	73	3	Elevated	Low
4	TRT / Men's Health	72	4	Elevated	Low
5	Medical Weight Loss / GLP-1	71	3	Elevated	Low
6	Medical Directorship / Physician Infrastructure	71	2	Elevated	Low
7	Med Spa / Aesthetics	69	3	Elevated	Moderate
8	RPM / CCM / Ancillary Revenue	69	-3	Elevated	Low
9	Peptides / Performance Medicine	63	-1	High	Low
10	IV Therapy / Wellness	59	-2	Elevated	Moderate
11	Regenerative Medicine	56	-4	High	Moderate

Ties are left visible rather than broken by arbitrary decimal precision. Where two categories share the same score, the operator should use the underlying factor profile to determine fit.

3. The 2027 Winners

Telehealth / Virtual Integration — 74/100

Best pure infrastructure model: exceptional capital efficiency and scalability with lower regulatory friction than most medical categories.

Behavioral Health — 74/100

Best demand/recurrence model: enormous unmet need and longitudinal care, offset mainly by clinician scarcity and payer economics.

Addiction Medicine / MOUD — 73/100

Best mission-aligned recurring specialty: strong need, durable treatment and improving access, with controlled-substance and high-acuity execution burden.

TRT / Men's Health — 72/100

Best cash-pay recurring specialty: strong margin and recurrence, with controlled-substance, fertility and monitoring obligations.

Medical Weight Loss / GLP-1 — 71/100

Best broad consumer-growth category: strong demand and scalability, but manufacturer channels and price compression reduce control of the medication spread.

Medical Directorship / Physician Infrastructure — 71/100

Best B2B infrastructure play: recurring, low capital and highly scalable, but dependent on state law, licensure and compensation compliance.

4. Momentum: Who Is Improving and Who Is Cooling

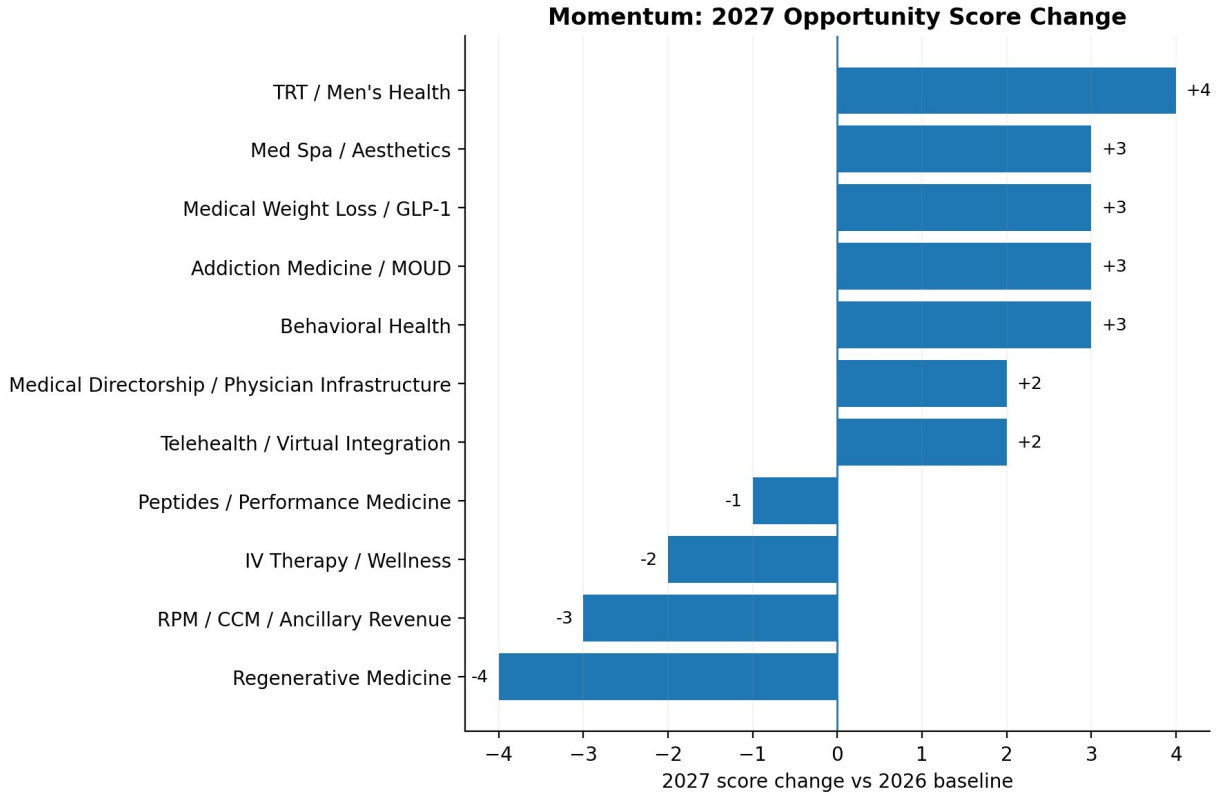

TRT posts the largest positive score change from the 2026 baseline at +4. Behavioral Health, Addiction Medicine, Medical Weight Loss and Med Spa each rise by +3. Telehealth and Medical Directorship rise by +2.

The cooling categories are also instructive. Regenerative Medicine falls the most at -4 because retail regenerative models face extreme FDA/FTC friction. RPM / CCM falls -3 as CMS and OIG push against low-touch outsourced billing models. IV Therapy falls -2, and Peptides falls -1 despite consumer momentum because regulatory and evidence risk are rising.

MOMENTUM RULE

A hot consumer category can still have a falling opportunity score if the operator's control over product, reimbursement or regulation is deteriorating.

5. Recurring Revenue Matrix

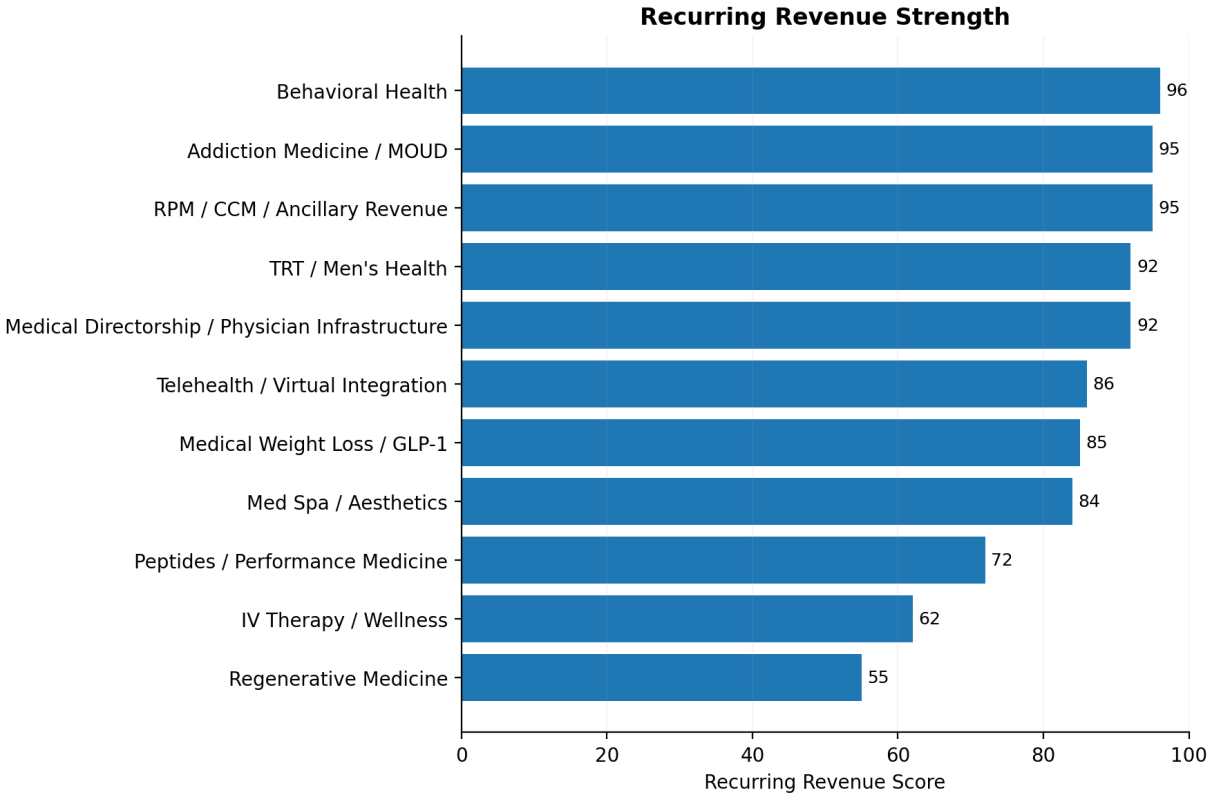

Behavioral Health scores highest for recurrence at 96, followed by Addiction Medicine and RPM / CCM at 95, then TRT and Medical Directorship at 92. These are the categories where lifetime value can be driven by ongoing clinical need rather than repeated customer reacquisition.

Category Type	Examples	Recurring Advantage
Chronic clinical relationship	Behavioral Health, Addiction Medicine, TRT	Care naturally continues over months or years
Care-management infrastructure	RPM / CCM	Monthly management is embedded in the reimbursement model
B2B infrastructure	Medical Directorship	Annual/monthly contracts create enterprise recurrence
Episodic cash-pay	Med Spa, IV, Regenerative	Repeat business exists but is less clinically inevitable

6. Regulatory Burden Matrix

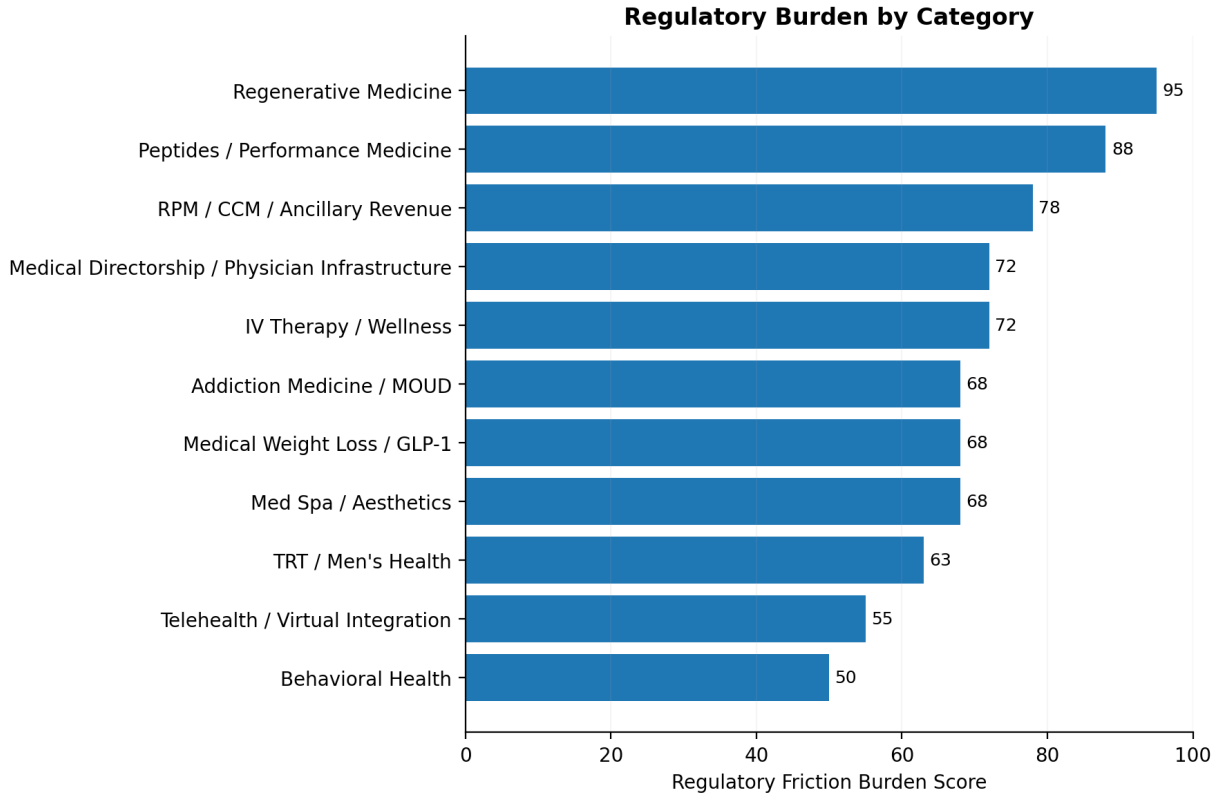

Regenerative Medicine has the highest regulatory burden at 95, followed by Peptides at 88 and RPM / CCM at 78. The lowest burden in the current framework is Behavioral Health at 50, followed by Telehealth at 55 and TRT at 63.

Low regulatory burden does not mean low compliance. It means the core business is less dependent on unstable product classifications, compounding policy, experimental biologics or reimbursement interpretations.

REGULATORY PRINCIPLE

The best regulatory profile is not zero rules. It is a rule set the operator can understand, document and build into a repeatable workflow.

7. Opportunity vs Composite Friction

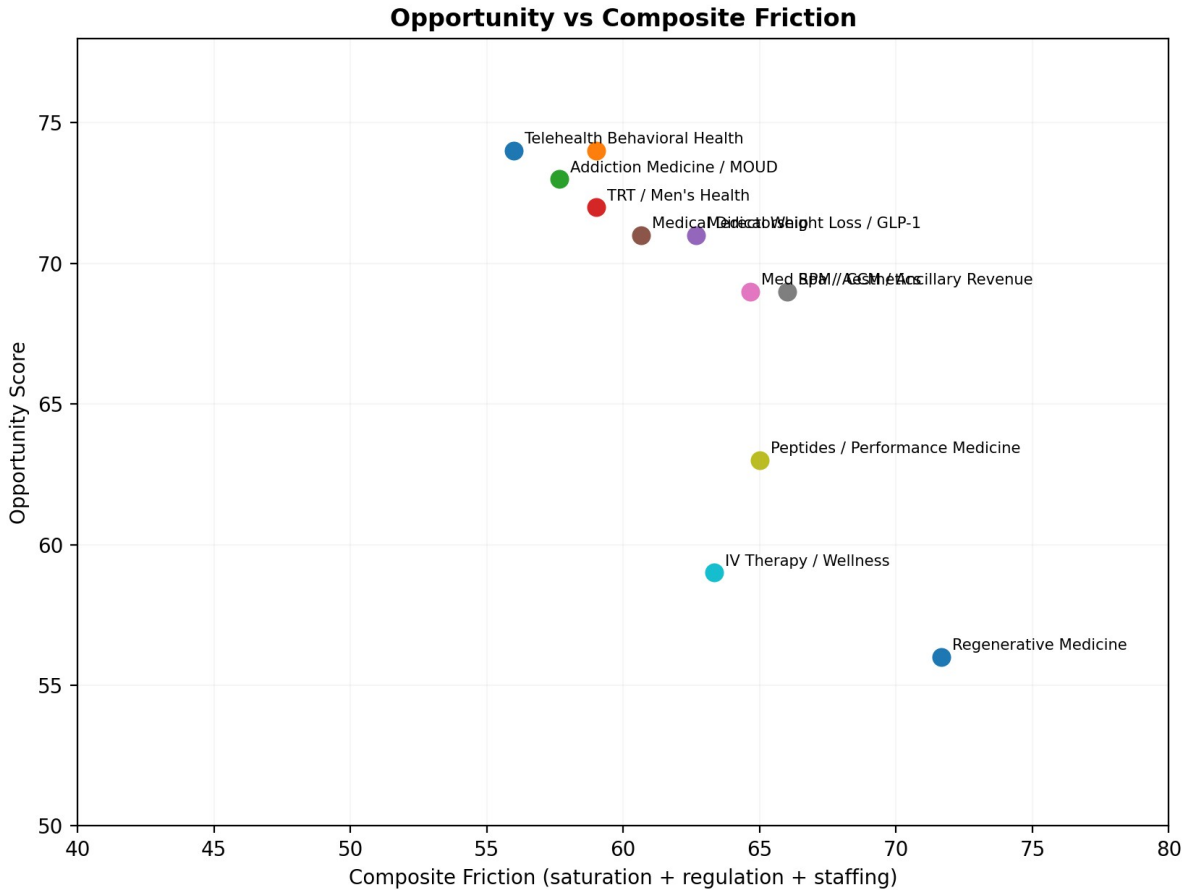

Telehealth and Addiction Medicine perform especially well when opportunity is compared with the combined burden of saturation, regulation and staffing. Regenerative Medicine sits at the opposite end: relatively modest opportunity with the highest composite friction.

Medical Weight Loss and Med Spa remain commercially attractive, but their positions show why execution matters. High consumer demand does not eliminate saturation, regulatory variation or clinician-quality risk.

8. Capital Efficiency vs Scalability

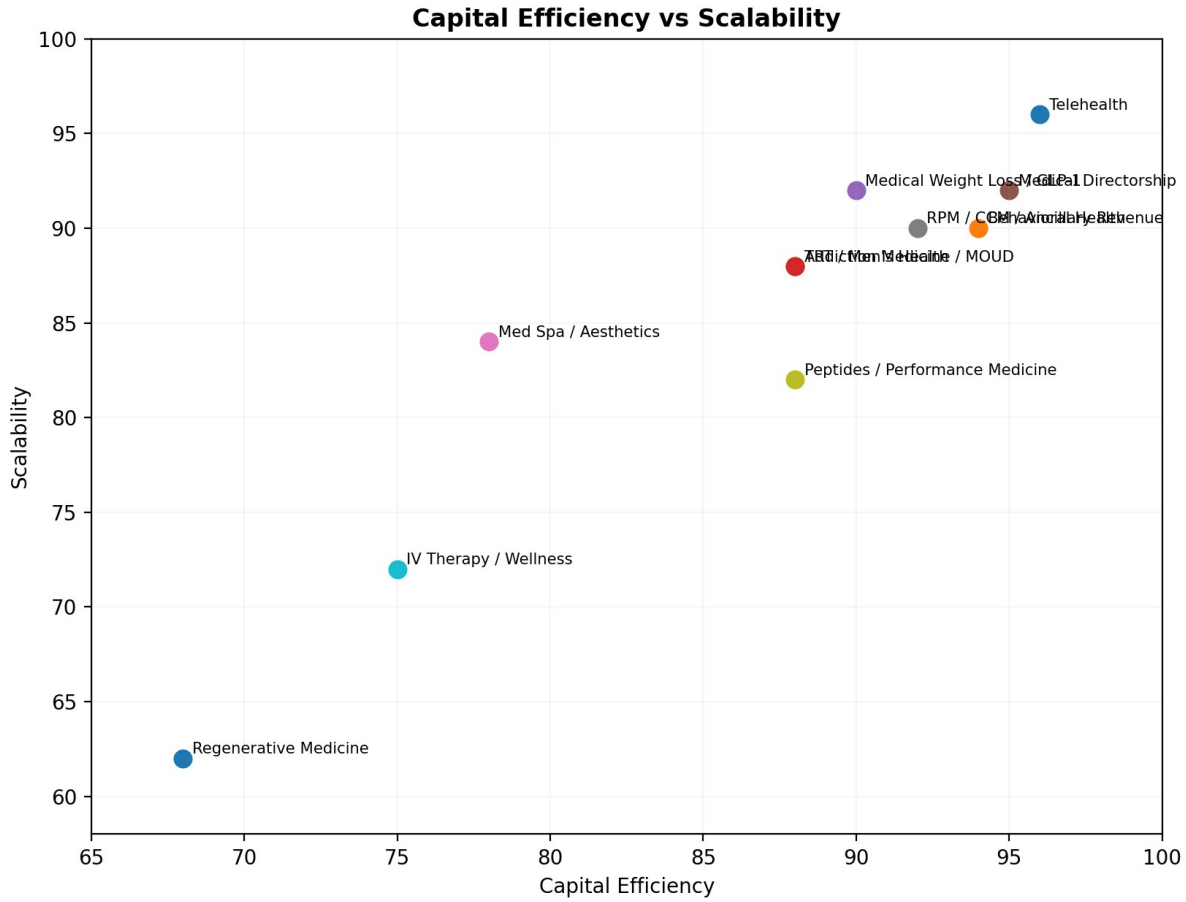

Telehealth, Medical Directorship, Behavioral Health and RPM / CCM dominate the upper-right quadrant because they combine high capital efficiency with high scalability. These are the models most compatible with centralized infrastructure, multi-state growth and low fixed-asset deployment.

Regenerative Medicine, IV Therapy and Med Spa sit farther from the ideal upper-right corner because physical procedures, product handling, devices or facilities reduce capital leverage.

CAPITAL RULE

The more the business scales through licenses, clinicians, protocols and software rather than rooms and machines, the faster capital can be redeployed.

9. Demand vs Revenue & Margin

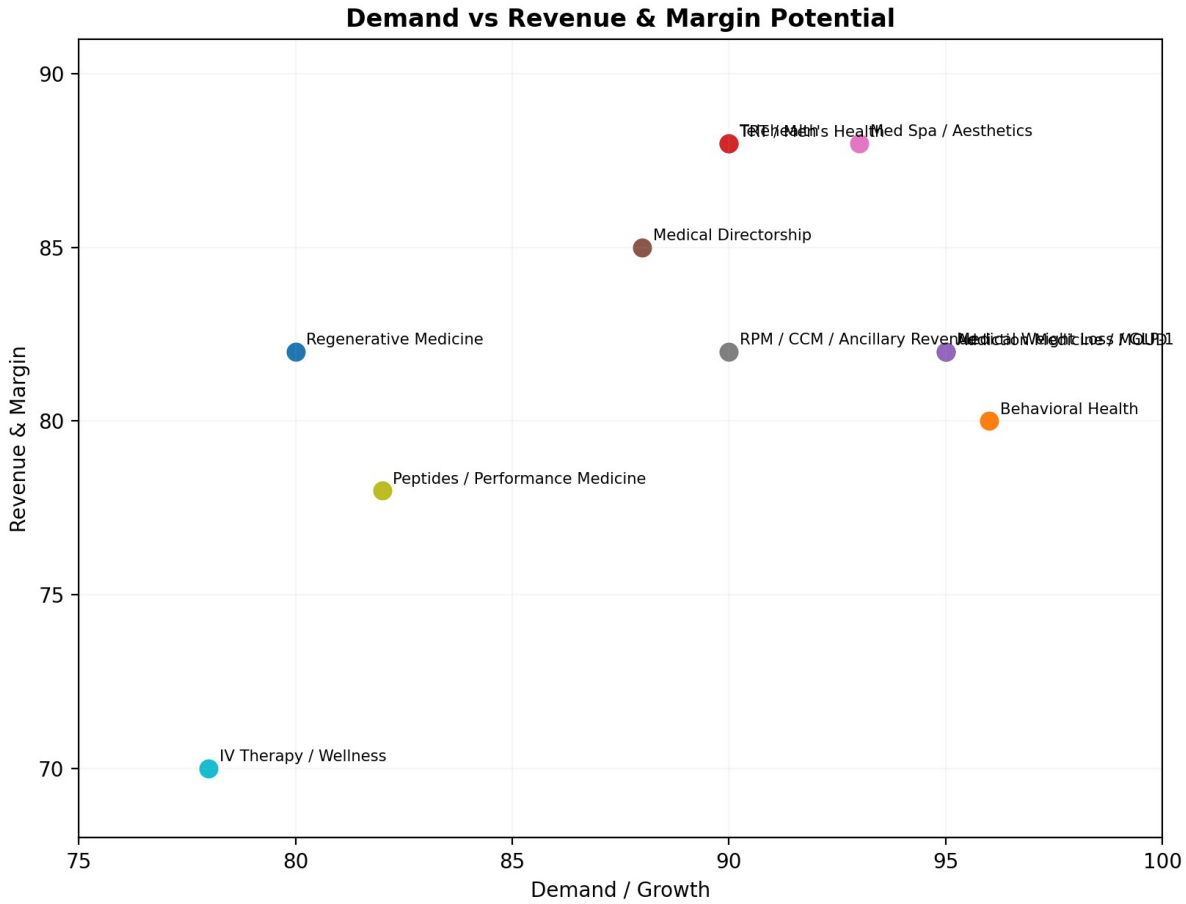

Med Spa and TRT combine strong demand with some of the highest revenue/margin scores. Behavioral Health and Addiction Medicine score higher on demand but slightly lower on margin because payer rates and clinician labor absorb more of the economics.

The lower-right and upper-left tradeoffs matter. A model can have excellent demand but mediocre margin, or strong gross margin but insufficient durable demand. The most attractive categories sit where both are high and recurrence is also strong.

10. Best Low-Capital Models

Rank	Category	Capital Efficiency	Scalability	Why It Works
1	Telehealth / Virtual Integration	96	96	Digital delivery + multi-state clinician infrastructure
2	Medical Directorship / Physician Infrastructure	95	92	B2B recurring services with almost no fixed assets
3	Behavioral Health	94	90	Virtual/hybrid longitudinal care
4	RPM / CCM	92	90	Software/device-enabled recurring management
5	Medical Weight Loss / GLP-1	90	92	Office-light / telehealth-compatible model

These categories are the most attractive for operators who want to compound growth without continuously buying machines, building procedure rooms or carrying large inventories.

11. Best Cash-Pay Consumer Models

Category	Score	Strength	Primary Threat
TRT / Men's Health	72	High recurrence + high margin	Controlled-substance rules and saturation
Medical Weight Loss / GLP-1	71	Huge demand + scalability	Price compression and manufacturer channels
Med Spa / Aesthetics	69	High margin + durable consumer demand	Injector quality, state rules and CAC
Peptides / Performance	63	Consumer heat + low capital	FDA scrutiny and weak evidence
IV Therapy / Wellness	59	Convenience + cross-sell	Low differentiation and evidence/product risk

CONSUMER RULE

The best cash-pay model owns the medical relationship. The weakest one depends on access to a product or procedure that competitors can copy immediately.

12. Best B2B / Infrastructure Models

Category	Score	Buyer	Strategic Value
Telehealth / Virtual Integration	74	Practices, payers, specialty platforms	Digital care delivery and clinician leverage
Medical Directorship / Physician Infrastructure	71	Clinics, MSOs, telehealth, med spas	Licensure, governance, supervision and prescriber coverage
RPM / CCM	69	Primary/specialty care, ACOs, value-based groups	Recurring care management and patient retention

Infrastructure models can be more durable than consumer-facing brands because the buyer is not purchasing a one-time treatment. The buyer is purchasing operating capacity that becomes embedded in the clinic.

13. Highest-Risk Models

Category	Score	Primary Risk	Why Selective
Regenerative Medicine	56	Unapproved biologics / FTC-FDA enforcement	High-ticket demand is outweighed by product and claim risk
IV Therapy / Wellness	59	Sterile-product risk + weak evidence	Works better as an ancillary than a standalone business
Peptides / Performance	63	Unapproved compounds + evidence gap	Demand is stronger than defensibility
RPM / CCM	69	Billing/program-integrity risk	Attractive only when integrated with real practice management

RISK RULE

A category does not become attractive because the ticket price is high. Revenue quality depends on whether the product, claim, billing rule and clinical model can survive scrutiny.

14. AJ Pakpour Operator Take

AJ PAKPOUR OPERATOR ANALYSIS

When I look at these eleven categories together, the pattern is pretty obvious. The best businesses are the ones where the patient or the clinic actually needs you to keep showing up. Behavioral health, addiction, TRT, telehealth infrastructure, medical directors, chronic-care management — those are relationships. You are not just selling a shot, a bag, a vial or a machine session. I still like cash-pay medicine, but I want the relationship to be harder to replace than the product. The other thing I care about is capital. If I can build a national business with physicians, protocols, software and recurring contracts instead of five million dollars in equipment, that is where I want to be. The sexy categories are not always the best businesses. The boring infrastructure underneath them is usually where the durability is.

This section is operator analysis and forecast, not investment advice.

15. Portfolio Construction

A sophisticated operator does not need to choose only one category. Several of the highest-scoring models are complementary. A weight-loss or TRT practice can use telehealth infrastructure, medical-director coverage and RPM/CCM. Behavioral-health or addiction groups can share physician, payer and virtual-care infrastructure.

Portfolio Layer	Example Category	Purpose
Core recurring clinical model	Behavioral Health / Addiction / TRT	Creates patient lifetime value
Acquisition / cash-pay growth engine	GLP-1 / Med Spa	Generates consumer demand and cash flow
Infrastructure layer	Telehealth / Medical Directorship	Extends geography and clinician leverage
Ancillary revenue layer	RPM / CCM	Adds longitudinal management and retention
Selective premium procedure	Regenerative / IV / Peptides	Use only where evidence and regulation are defensible

PORTFOLIO RULE

Use high-friction categories as selective add-ons to strong core businesses, not as the foundation of the enterprise.

16. 2027 Master Watch List

- Controlled-substance telemedicine rules after December 31, 2026: directly affects TRT, psychiatry, addiction and some telehealth models.
- CY 2027 Medicare Physician Fee Schedule final rule: especially RPM/RTM staffing, initiating visits and device valuation.
- FDA compounding and bulk-substance actions: GLP-1, peptides and sterile wellness products.
- FDA/FTC regenerative-medicine enforcement and new approved cellular therapies.
- State scope-of-practice changes: affects medical-director demand, telehealth staffing and NP-led models.
- Manufacturer direct-to-consumer channels and self-pay drug pricing: affects GLP-1 economics.
- Provider labor inflation and shortage intensity: especially behavioral health, addiction and physician infrastructure.
- Corporate-practice and MSO enforcement: affects ownership structures and multi-state growth.

Several of these items are already being monitored separately because a final federal rule could materially change the scores before publication.

17. Final 2027 Ranking Framework

FINAL CONCLUSION

The 2027 ranking favors recurring clinical relationships and infrastructure. Telehealth and Behavioral Health lead at 74, followed by Addiction Medicine at 73, TRT at 72, and Medical Weight Loss / GLP-1 plus Medical Directorship at 71. The weakest standalone theses are Regenerative Medicine at 56 and IV Therapy at 59. The common denominator is not specialty. It is control: control of the patient relationship, the regulatory pathway, the clinician network, the recurring revenue and the capital required to scale.

The central strategic rule is simple: build around recurring medical relationships and infrastructure first; add products and procedures second.

Methodology & Evidence Basis

All rankings in this chapter are derived from the eleven category scorecards in the AJ Pakpour Clinic Market Intelligence Report 2027. Each category uses the same weighted framework: Demand/Growth Potential 20%, Revenue & Margin Potential 15%, Recurring Revenue Potential 10%, Startup Capital Efficiency 10%, Competitive Saturation 10%, Regulatory Friction 15%, Physician/Staffing Complexity 10%, and Scalability 10%. Saturation, regulatory friction and staffing complexity are inverse-scored in the composite opportunity calculation.

The Opportunity Score is a comparative operator framework. It is not an investment return projection, valuation, legal opinion, clinical recommendation or guarantee of profitability. Scores are only as current as the research cutoff and must be updated when major 2027 federal or state rules are finalized.

Ranking Bands

Score	Band
80-100	High Opportunity
65-79	Attractive / Selective
50-64	Caution / Selective
Below 50	High Friction

AJ PAKPOUR

CLINIC MARKET INTELLIGENCE REPORT 2027

STRUCTURAL CHAPTER 04

BUY vs BUILD vs RESCUE / TURNAROUND

CHAPTER THESIS

A clinic should be bought only when it contains assets that are faster or cheaper to acquire than to recreate. A clinic should be rescued only when the problem is operationally fixable. Otherwise, build clean.

Research cutoff: October 15, 2026 | 2027 Edition

1. The Decision Is Not Buy or Build

Clinic operators often frame expansion as a binary choice: buy an existing practice or build a new one. In reality there are three distinct strategies. Build means creating the clinical entity, brand, staff, payer or cash-pay engine and operating systems from zero. Buy means paying for an existing set of transferable assets. Rescue means acquiring or partnering with a distressed but recoverable practice where the underlying patient base, clinicians, contracts, reputation or location remain valuable.

The critical distinction is whether the problem is structural or operational. Bad scheduling, weak marketing, poor collections, high rent and an absentee owner can be fixed. An unapproved product business, fraudulent billing history, nontransferable provider relationships or a practice whose entire revenue leaves with one doctor may not be fixable at any reasonable purchase price.

OPERATOR RULE

Never buy revenue you can build cheaper, and never rescue a liability that cannot be repaired operationally.

2. Buy vs Build vs Rescue at a Glance

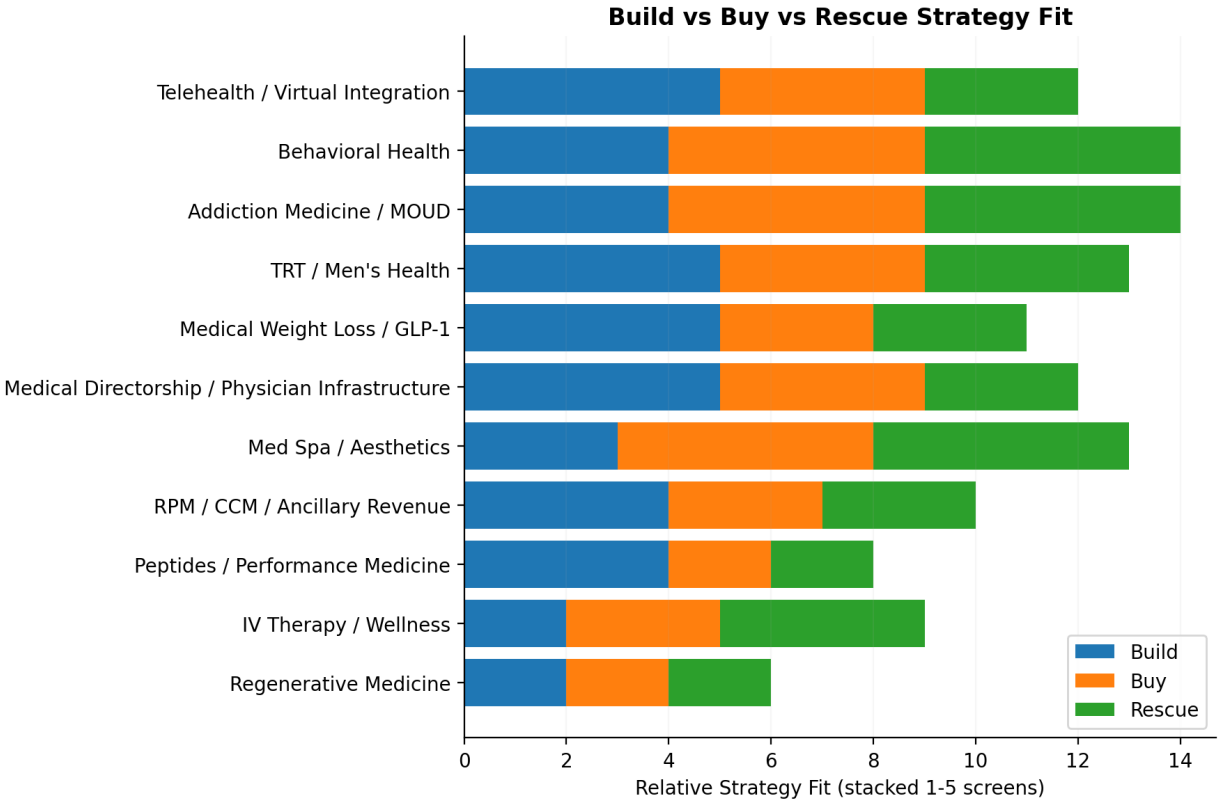

The strategy-fit screen is qualitative. It does not value a business; it shows which categories naturally reward greenfield development, acquisition of existing relationships, or turnaround skill.

3. When to Build

- The model is low capital and can reach breakeven before acquisition costs would be recovered.
- Customer acquisition is repeatable and the incumbent brand or patient list has little defensible value.
- The target's regulatory history, billing behavior or contracts create more risk than value.
- The operator already owns the core infrastructure: clinicians, physician coverage, pharmacy relationships, payer enrollment, technology or marketing.
- The category is changing so quickly that old workflows or assets may be obsolete.
- The business depends more on execution than on scarce licenses, contracts or physical locations.

BEST BUILD CANDIDATES

Telehealth, TRT, Medical Weight Loss and Medical Directorship all have strong build cases because fixed capital is low and the core assets can be assembled deliberately.

4. When to Buy

- The target owns something genuinely scarce: a durable patient panel, payer contracts, credentialed clinicians, strong local authority, a difficult license, or high-retention B2B contracts.
- The acquired cash flow can finance integration without requiring unrealistic add-backs.
- Clinicians and referral sources are contractually or economically likely to remain after closing.
- The target has a clean regulatory, billing and malpractice history.
- The acquisition shortens time-to-market enough to justify the premium over greenfield cost.
- The assets transfer legally and operationally under the chosen deal structure.

BEST BUY CANDIDATES

Behavioral Health, Addiction Medicine and selected Med Spa businesses can justify acquisition because patient panels, clinician teams, payer credentials and local reputation can take years to recreate.

5. When to Rescue

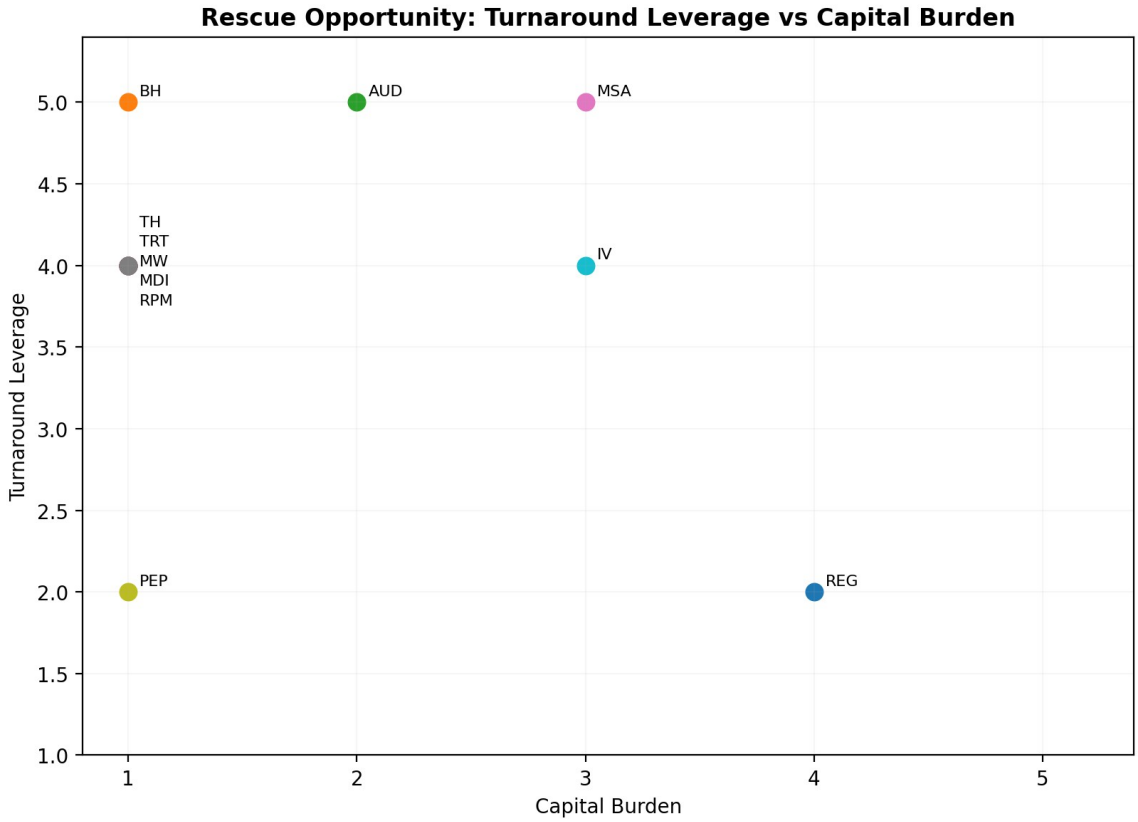

A rescue is not a cheap acquisition. It is an acquisition where the buyer is deliberately purchasing operational dysfunction because the underlying assets remain valuable. The turnaround thesis must be specific: improve scheduling, replace management, renegotiate rent, refinance equipment, rebuild collections, retain clinicians, change payer mix, or add a stronger service line.

- Good patients + bad operations is a rescue.
- Good clinicians + weak marketing is a rescue.
- Good brand + unsustainable lease or equipment debt can be a rescue if liabilities are renegotiated or excluded.
- Bad regulatory history is usually not a rescue thesis.
- A business dependent on one owner-provider with no retention mechanism is usually a rebuild, not a rescue.
- A broken entity with good assets may call for an asset purchase rather than buying the company.

RESCUE RULE

The purchase price is not the turnaround plan. Name the exact defect, the exact fix, the cost of the fix and the time required before closing.

6. The Acquisition Quality Matrix

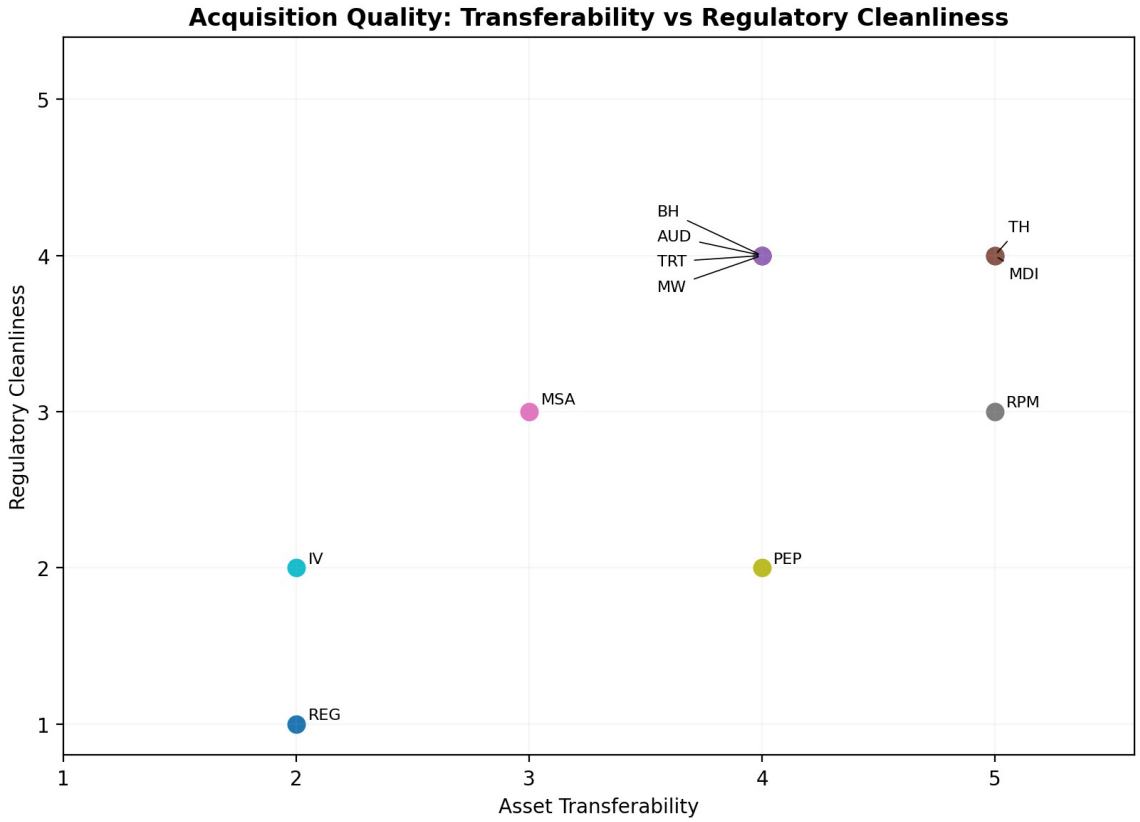

Two questions eliminate many bad deals quickly. First, can the asset actually transfer? Second, is the underlying revenue regulatorily clean enough to own? A nontransferable patient relationship or a questionable billing/product model is not made safer because the seller is distressed.

BUY RULE

Pay for transferability and durability. Do not pay for historical revenue that cannot survive the closing.

7. The 100-Point Due Diligence Framework

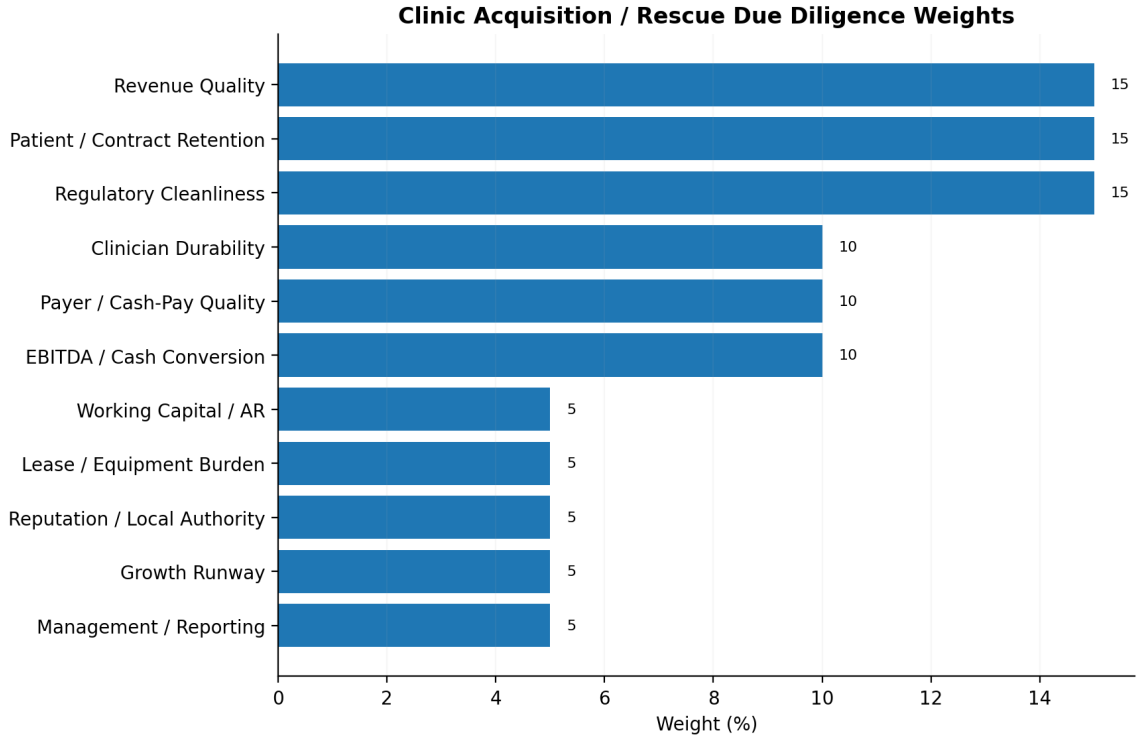

Factor	Weight	What Strong Looks Like
Revenue Quality	15%	Recurring, defensible, diversified and not dependent on unstable product spread
Patient / Contract Retention	15%	Cohort retention or multi-year B2B relationships
Regulatory Cleanliness	15%	Licenses, claims, billing and products are documented and defensible
Clinician Durability	10%	Distributed team, low key-person dependence, workable post-close contracts
Payer / Cash-Pay Quality	10%	Diversified channels with attractive contribution margin
EBITDA / Cash Conversion	10%	Bankable cash flow after normalization, not add-back fiction
Working Capital / AR	5%	Collectible AR, limited refunds/chargebacks, manageable DSO
Lease / Equipment Burden	5%	Transferable and at/under market
Reputation / Local Authority	5%	Strong reviews, referrals and branded demand
Growth Runway	5%	Specific unused capacity or expansion levers
Management / Reporting	5%	Reliable books and operating KPIs

8. Revenue Quality: The First Test

Historical revenue is not automatically valuable. The buyer should separate revenue into recurring clinical relationships, recurring B2B contracts, payer-based encounters, one-time procedures, product spreads and nonrepeatable promotional spikes.

Revenue Type	Quality	Acquisition View
Longitudinal clinical care	High	Usually durable if clinicians and payer access remain
B2B medical-director / infrastructure contract	High	Strong if assignment/renewal and noncircumvention are durable
Payer patient panel	High to Moderate	Value depends on credentialing and provider continuity
Cash-pay recurring membership	High to Moderate	Validate cohort retention and cancellation behavior
One-time procedure revenue	Moderate	Requires continuous acquisition and provider capacity
Medication / product spread	Low to Moderate	Stress-test price compression and sourcing
Questionable ancillary billing	Low	Do not capitalize compliance risk

EBITDA RULE

A business with $2 million of revenue and weak cash conversion can be worth less than a $1 million practice with clean recurring cash flow.

9. Clinician and Founder Dependence

In healthcare, the seller may be the business. A clinic can appear to have a brand, staff and patient base while the actual economic asset is one physician, injector, therapist or founder. Due diligence should calculate revenue concentration by provider, not only by service line.

- Measure revenue by clinician and by referring source.
- Review provider tenure, compensation, restrictive covenants where enforceable, and change-of-control provisions.
- Determine whether payer contracts are linked to specific clinicians or the entity.
- Interview key clinicians before closing when permitted.
- Model the business if the top provider leaves on day 30.
- Do not value social followers or reviews as transferable unless the accounts, brand and patient relationship legally transfer.

10. Asset Purchase vs Entity Purchase

Healthcare deal structure materially changes risk. An asset purchase may allow the buyer to select equipment, contracts, IP, patient records subject to applicable law, and other operating assets while leaving certain historical liabilities behind. An equity/entity purchase can preserve contracts, payer enrollments and continuity more easily, but generally brings more of the seller's legal and compliance history with it.

Structure	Primary Advantage	Primary Risk
Asset purchase	Select assets / isolate some historical liabilities	Contracts, licenses and payer relationships may not transfer automatically
Equity / entity purchase	Continuity of entity, contracts and operations	Buyer inherits substantially more historical exposure
MSO acquisition + separate professional transition	Can preserve nonclinical platform while re-papering clinical structure	Must preserve lawful clinical ownership/control
Management / earn-in / rescue partnership	Reduces upfront capital and tests turnaround thesis	Control, economics and exit rights must be explicit

DEAL RULE

Choose the structure after diligence reveals what you are actually trying to preserve.

11. Category Strategy Map

Category	Preferred Route	Reason
Telehealth	Build	Low capital; infrastructure can be assembled directly
Behavioral Health	Buy / Rescue	Clinicians, payer panels and patient continuity are valuable
Addiction Medicine	Buy / Rescue	Retention, payer history and compliant operations are difficult to recreate
TRT	Build	Low capital and high recurrence favor clean launch
Medical Weight Loss	Build	Own relationship; avoid paying for transient drug-access economics
Medical Directorship	Build	Network effects compound from contracts and licenses
Med Spa	Buy / Rescue	Local reputation and injector book can justify acquisition
RPM / CCM	Build / Selective Buy	Best integrated inside real practice; avoid billing-arbitrage platforms
Peptides	Build Selectively	Do not capitalize unstable regulatory/product access
IV Therapy	Rescue Selectively	Works when sunk facility/equipment costs can be acquired cheaply
Regenerative Medicine	Avoid / Highly Selective	Do not buy unapproved-product or claims history

12. Rescue Economics

The rescue price must leave room for the turnaround. A distressed seller often anchors to historical revenue or original build-out cost. Those figures are irrelevant if the buyer must fund working capital, replace clinicians, renegotiate debt, rebuild marketing and survive a six-month revenue dip.

- Calculate normalized monthly cash burn before improvements.
- Build a 13-week cash flow before signing.
- Price the required clinician replacements and recruitment lag.
- Identify lease/equipment termination costs and personal guarantees.
- Separate collectible AR from accounting AR.
- Budget refunds, chargebacks and payer recoupments.
- Assume some patients and staff leave during transition.
- Require enough purchase-price discount to fund the turnaround plus a margin of safety.

RESCUE FORMULA

Purchase price + inherited obligations + turnaround capital + working-capital reserve must still be lower than the value of the recovered business.

13. Walk-Away Triggers

Trigger	Why It Is Dangerous
Seller cannot reconcile revenue to bank deposits	Financial statements may be unreliable
Major payer or licensing issue is unresolved	Revenue may disappear after closing
Controlled-substance or billing history cannot be diligenced	Potential enforcement or recoupment exposure
Core provider refuses a transition agreement	Acquired revenue may not transfer
Business depends on unapproved or unstable product access	You are buying regulatory optionality, not an asset
AR is old, disputed or highly concentrated	Purchase price may include fictitious working capital
Landlord or equipment lender will not consent	Operations may not continue after closing
Seller refuses claims, audit or complaint disclosure	Information asymmetry is itself a risk signal
Turnaround requires every assumption to go right	There is no margin of safety

14. AJ Pakpour Operator Take

AJ PAKPOUR OPERATOR ANALYSIS

I do not buy a clinic because the seller spent a million dollars building it. I care what is left that I cannot build faster myself. Patients, good clinicians, payer contracts, a real local brand, licenses, a clean revenue cycle — those are assets. Expensive furniture and bad equipment leases are not assets just because somebody paid for them. The rescue deals I like are businesses where the medicine is fine and the operator screwed up the business. Bad marketing, bad collections, bad staffing, bad rent, no follow-up — I can fix that. I do not want to rescue fraud, regulatory baggage or a business that only worked because one owner was there 70 hours a week. If the problem is operational, I get interested. If the problem is the business model itself, I would rather build clean.

This section is operator analysis, not investment, valuation, legal or tax advice.

15. The First 100 Days After a Rescue

Days	Priority	Actions
0-14	Stabilize	Cash controls, clinician retention, patient communication, compliance triage, payroll, payer access
15-30	Stop leakage	No-show workflow, collections, scheduling, refunds, vendor cuts, inventory/equipment review
31-60	Rebuild economics	Pricing, payer mix, staffing model, marketing attribution, referral activation, service-line pruning
61-100	Scale what works	Retention campaigns, clinician capacity, reputation repair, ancillary/infrastructure layers, KPI cadence

100-DAY RULE

Do not introduce five new service lines into a broken clinic. Stabilize cash, staff, compliance and retention first.

16. 2027 Rescue Watch List

- Med spas with strong local patient books but excessive device debt or weak injector retention.
- Behavioral-health groups with full schedules but poor credentialing, no-show control or revenue-cycle management.
- Addiction clinics with clean compliance and strong retention but weak payer or administrative infrastructure.
- Primary-care practices with aging ownership and underused RPM/CCM opportunities.
- Telehealth businesses with real licensed networks but failed direct-to-consumer acquisition economics.
- Weight-loss clinics whose medication-spread economics broke but whose patient relationships remain valuable.
- Avoid rescue theses based on unapproved regenerative products or regulatory-fragile peptide sourcing.

17. Final Buy / Build / Rescue Framework

FINAL FRAMEWORK

BUILD when the category is low capital and the target owns nothing scarce. BUY when the target owns durable, transferable relationships you cannot reproduce cheaply. RESCUE when the asset is good but the operations are bad. WALK AWAY when the regulatory model, billing history or product itself is the problem.

The central strategic rule is simple: pay for durable assets, not sunk costs. Fix operations, not broken business models.

Methodology & Disclaimer

The Buy / Build / Rescue fit scores and diligence weights are proprietary operator-screening tools derived from the 2027 category research and AJ Pakpour operator analysis. They are not business valuations, fairness opinions, investment recommendations or estimates of transaction price.

Healthcare acquisitions require legal, regulatory, billing, tax, employment, payer, licensure, malpractice and financial diligence specific to the target and transaction structure. An asset purchase does not automatically eliminate successor liability or regulatory exposure, and contracts, licenses, provider numbers and patient records may have transfer restrictions.

AJ PAKPOUR

CLINIC MARKET INTELLIGENCE REPORT 2027

STRUCTURAL CHAPTER 05

OPERATOR MISTAKES / WHY CLINICS FAIL

CHAPTER THESIS

Clinics usually do not fail because there is no demand for healthcare. They fail because the operator builds the wrong economics, loses control of cash or clinicians, scales before systems exist, or mistakes a product, pr

Research cutoff: October 15, 2026 | 2027 Edition

1. The Failure Pattern Is Usually Operational

Healthcare entrepreneurs often explain failure with external reasons: competition, reimbursement, regulation, staffing, search visibility, drug prices, or a difficult market. Those factors matter. But across the categories in this report, the recurring failures are more basic: bad unit economics, product dependence, key-person dependence, poor collections, weak retention, premature scale, inconsistent compliance, and lack of management information.

A good market does not rescue a bad operating model. In fact, fast-growing categories can hide weak operations because top-line revenue expands long enough to postpone the reckoning. The operator's job is to separate temporary growth from durable enterprise value.

OPERATOR RULE

The clinic should become easier to operate as it grows. If every extra dollar of revenue creates more chaos, the business is scaling its defects.

2. Mistake #1: Building Around a Product

Product-led clinics are easiest to launch and easiest to copy. The business becomes fragile when patient demand is really demand for one drug, peptide, device, drip, or biologic rather than trust in the clinical relationship.

- GLP-1 economics weaken when the clinic depends on medication spread instead of longitudinal obesity care.
- Peptide economics weaken when access to one compound or pharmacy changes.
- IV clinics struggle when the drip menu is the only differentiation.
- Regenerative clinics can become existentially exposed when the core product is regulatorily unstable.
- A durable clinic can change products and keep the patient.

FIX

Build diagnosis, follow-up, monitoring, switching, maintenance and broader specialty care around the product.

3. Mistake #2: Buying Equipment Before Demand

Aesthetic, IV and procedure-heavy startups commonly reverse the correct sequence. The operator buys a machine, signs a lease, builds a beautiful room and then begins looking for patients. The equipment payment becomes the strategy.

Warning Signal	What It Means	Immediate Action
Device utilization below 30% for 90 days	Demand was not validated	Stop new capex; calculate contribution margin by device
Discounting required to fill schedule	Equipment is driving sales pressure	Reprice and test true willingness to pay
Lease payment exceeds service-line contribution	Negative operating leverage	Renegotiate, sublease, sell or exit
Clinical recommendations follow machine ownership	Debt is influencing medicine	Re-establish clinical decision controls

OPERATOR RULE

Build the patient book before the equipment list.

4. Mistake #3: Underbuilding the Provider Network

Clinician capacity is the real inventory of many medical businesses. Behavioral health, addiction medicine, telehealth, aesthetics, medical directorship and multi-state specialty care all fail when growth is sold before qualified coverage exists.

- Track licensed coverage by state, specialty and service.
- Track provider capacity, not just headcount.
- Build backup coverage before the first vacancy.
- Know which patients and payer contracts depend on which clinician.
- Treat credentialing lead time as part of inventory planning.
- Do not allow one physician, injector or therapist to become the entire enterprise.

FAILURE THRESHOLD

If one clinician can shut off more than roughly one-third of revenue, the operator has a concentration problem, not a staffing problem.

5. Mistake #4: Using One Compliance Template Everywhere

Multi-state growth magnifies small legal assumptions. Ownership, collaboration, supervision, telehealth, prescribing, facility licensing and corporate-practice rules can differ materially by state. A generic operating agreement or SOP package creates false confidence.

Expansion Question	Required Answer Before Launch
Who owns the professional entity?	State-specific eligible-owner structure
Who can diagnose or prescribe?	License and scope confirmed for patient state
Is physician collaboration or supervision required?	Current board/statute rule mapped
Can care be virtual?	Licensure and telehealth pathway confirmed
Is facility or clinic licensing required?	Service and payer-specific determination
Can the MSO receive this fee?	State fee-splitting plus federal referral review

OPERATOR RULE

There is no fifty-state shortcut. Build a state operating file before you build the state marketing campaign.

6. Mistake #5: Confusing Revenue With Business Quality

Top-line revenue is the easiest number to celebrate and one of the least useful numbers by itself. A clinic can grow revenue while contribution margin, retention, cash conversion and regulatory quality deteriorate.

Metric	Why It Matters
Contribution margin by service	Shows whether growth creates or consumes cash
90-day retention	Shows whether revenue is relationship-driven
CAC payback	Shows whether marketing can be scaled rationally
Provider contribution	Shows labor economics and concentration
Cash conversion	Shows whether accounting revenue becomes usable cash
Refund / chargeback rate	Shows offer quality and expectation mismatch

OPERATOR RULE

Revenue is not a victory if every new dollar makes the business less valuable.

7. Mistake #6: Broken Revenue Cycle

Payer-based practices often discover too late that clinical volume does not equal cash. Eligibility, authorization, coding, documentation, claim submission, denials, posting, follow-up and patient collections are one operating system.

- Measure DSO weekly during instability.
- Separate denial categories: eligibility, authorization, coding, documentation, timely filing and payer error.
- Reconcile posted revenue to deposits, not just claims.
- Do not solve collections problems with aggressive coding.
- Clean old AR before assuming it is purchase-price value.
- Track net collection rate by payer and provider.

ESCALATION TRIGGER

DSO above 60 days or a sustained denial rate above 10% deserves executive intervention, not another billing-company excuse.

8. Mistake #7: Scaling Before SOPs and QA

A single-site owner can compensate for weak systems with personal attention. Multi-site and virtual businesses cannot. Every undocumented decision becomes variation, and variation becomes refunds, staffing friction, compliance risk and management overhead.

Before Scaling	Minimum System
Patient intake	Standard eligibility, consent and routing
Clinical service	Protocol plus documentation standard plus escalation rule
Provider onboarding	Credentialing, malpractice, scope and training checklist
Billing	Code/service map plus documentation requirements
Safety	Emergency/adverse-event pathway
Quality	Chart audit cadence and remediation ownership
State launch	State operating file with legal/scope assumptions

OPERATOR RULE

Scale the system, not the chaos.

9. Mistake #8: Buying Acquisition Instead of Fixing Retention

When volume slows, the reflex is often more advertising. That works only when the back end is healthy. If patients fail to schedule follow-up, clinicians turn over, treatment plans are unclear or the offer has no recurring reason to stay, additional acquisition simply accelerates leakage.

- Run 30/60/90/180-day cohort retention by service line.
- Measure rebooking before increasing advertising budget.
- Track provider-specific retention to distinguish marketing from care-delivery problems.
- Build reactivation campaigns for lapsed but appropriate patients.
- Use contribution margin after CAC, not lead cost, as the marketing decision metric.

OPERATOR RULE

Retention fixes more clinics than another ad campaign.

10. Mistake #9: Key-Person Dependency

A business that stops when the founder, injector, psychiatrist or medical director leaves is not fully transferable. The problem shows up in acquisitions, vacations, illness, burnout and succession.

Dependency	Risk	Fix
Founder approves everything	Decision bottleneck	Decision-rights matrix plus managers
One clinician drives >35% revenue	Revenue cliff	Recruit bench plus transition agreements
One referral source drives growth	Pipeline fragility	Diversify channels
One payer dominates collections	Rate/contract risk	Payer mix plan
One pharmacy/vendor enables service	Supply interruption	Qualified backup vendors

OPERATOR RULE

If one person can turn off the company, you do not own the company.

11. Mistake #10: Selling Claims You Cannot Defend

The fastest way to turn a high-margin service into a bad asset is to let marketing outrun the evidence or approval status. This is most visible in peptides, regenerative medicine, IV/wellness and aesthetic claims, but the principle applies everywhere.

- Separate approved indication from off-label clinical judgment.
- Separate research evidence from product approval.
- Do not use 'FDA registered' to imply an FDA-approved product.
- Create substantiation files for material efficacy claims.
- Audit affiliates, contractors and social-media ads using the brand.
- Remove claims that the medical team cannot explain and defend.

OPERATOR RULE

Do not sell what you cannot defend.

12. Mistake #11: Concentration Risk

Concentration is often invisible during growth because the dominant payer, pharmacy, prescriber, vendor or referral partner appears helpful until terms change. Operators should track concentration before it becomes leverage against the business.

Concentration	Warning Level	Why
Single clinician	35%+ revenue	Departure can create immediate revenue loss
Single payer	40%+ collections	Rate or termination risk
Single referral source	30%+ new patients	Pipeline can disappear
Single pharmacy/vendor	50%+ dependent service	Supply or pricing disruption
Single product	30%+ gross profit	Regulatory or pricing shock

13. Mistake #12: Buying the Wrong Problem

Clinic Rescue works only when the defect is operational. Buyers get hurt when they mistake structural problems for operational ones.

Problem	Rescue?	Why
Poor scheduling / weak follow-up	Usually yes	Operational workflow can be replaced
High rent / bad equipment lease	Potentially	Renegotiation or asset deal may reset cost
Weak marketing / strong local reputation	Yes	Demand asset exists; acquisition engine can be fixed
Fraudulent billing history	Usually no	Historical exposure can exceed purchase price
Unapproved product dependence	Usually no	The business model itself is unstable
No transferable clinicians or patients	Usually no	There may be nothing to buy

RESCUE RULE

Fix operations, not broken business models.

14. Mistake #13: No Cash-Control or KPI Cadence

A clinic should never discover a cash problem from the bank balance alone. Management needs a small, repeatable set of operating numbers that update faster than monthly financial statements.

Weekly Number	Question It Answers
Cash / weeks of cash	How long can we operate without improvement?
Appointments / kept visits / no-shows	Is demand converting into delivered care?
Collections	Is revenue turning into cash?
AR / denials	Is payer friction worsening?
Provider capacity	Where is the bottleneck?
Retention / rebooking	Are patients staying?
Marketing spend / booked / kept / paid	Is acquisition profitable?
Critical QA/compliance findings	Is growth creating hidden risk?

OPERATOR RULE

What is not measured becomes expensive.

15. The 90-Day Stabilization Plan

Period	Priority	Deliverables
Week 1	Know the truth	13-week cash flow, AR/denial audit, clinician coverage map, regulatory triage, retention baseline
By Day 30	Stop leakage	Vendor/lease cuts, denial fixes, no-show controls, follow-up workflow, weekly KPI flash
By Day 60	Rebuild economics	Service-line P&L, pricing, staffing model, payer mix, marketing attribution, SOP remediation
By Day 90	Scale only what works	Profitable channels, stable providers, QA cadence, retention programs, selective ancillary growth

90-DAY RULE

Do not add five new services to a broken clinic. Stabilize cash, staff, compliance and retention first.

16. AJ Pakpour Operator Take

AJ PAKPOUR OPERATOR ANALYSIS

Most clinics do not need some genius new idea. They need the owner to stop doing stupid expensive things. Stop buying equipment before you have patients. Stop adding services because a rep says the margin is great. Stop running ads when nobody follows up. Stop pretending a million dollars of billed revenue matters if the cash never shows up. Stop letting one provider own the whole patient relationship. And stop scaling something you cannot explain on one page. I would rather have a boring clinic that knows its numbers, keeps its patients, pays its people and has clean compliance than a flashy clinic doing twice the revenue and bleeding cash. The basics are not basic when nobody does them.

This section is operator analysis, not legal, financial or clinical advice.

17. Final Failure-Prevention Framework

FINAL FRAMEWORK

A durable clinic controls five things: cash, clinicians, patient retention, regulatory quality and operating consistency. Every major failure pattern in this chapter ultimately breaks one of those five controls.

- Own the patient relationship rather than one product.
- Validate demand before fixed capital.
- Build clinician redundancy before expansion.
- Use state-specific operating files.
- Manage contribution margin and cash conversion, not just revenue.
- Make retention a core growth metric.
- Standardize SOPs and QA before multi-site scale.
- Diversify payer, vendor, provider and referral concentration.
- Buy only transferable assets and rescue only fixable operations.
- Create a weekly operating cadence that exposes problems while they are still small.

The central strategic rule is simple: control the business before you try to grow it.

Methodology & Disclaimer

This chapter synthesizes the recurring operating risks identified across the eleven scored categories and structural chapters in the AJ Pakpour Clinic Market Intelligence Report 2027. Severity ratings and thresholds are operator-screening tools, not regulatory standards or universal industry benchmarks.

The chapter is educational business analysis and does not replace legal, accounting, valuation, payer, employment, compliance or clinical advice. Thresholds such as provider concentration, DSO, no-show rate and CAC payback should be adjusted for specialty, payer mix and business model.

AJ PAKPOUR

CLINIC MARKET INTELLIGENCE REPORT 2027

STRUCTURAL CHAPTER 06

2027 WATCH LIST

CHAPTER THESIS

The 2027 report should not pretend every material rule is settled. The strongest intelligence product identifies which unresolved decisions can change the rankings, names the trigger, and tells the operator exactly what to update when it happens.

Research cutoff: October 16, 2026 | 2027 Edition

1. Executive Watch List

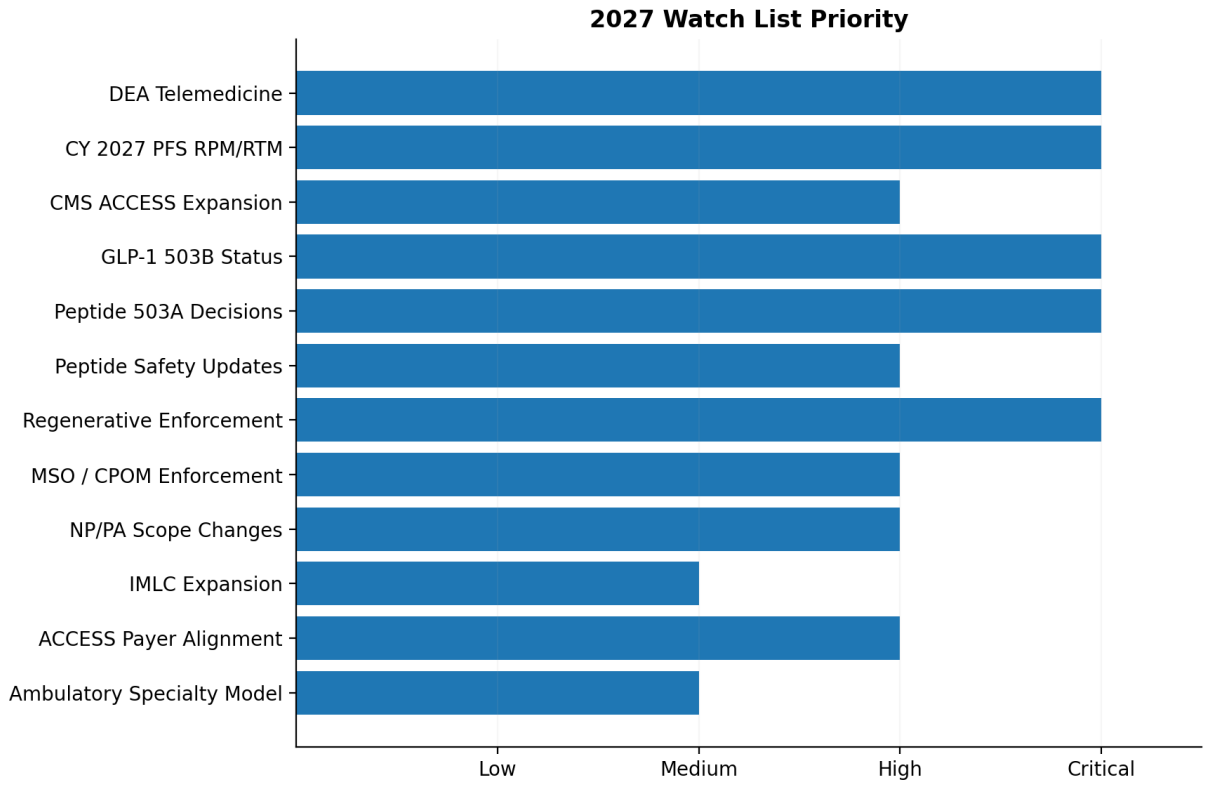

The highest-priority issues are the post-2026 DEA telemedicine framework for controlled substances, the final CY 2027 Medicare Physician Fee Schedule treatment of RPM/RTM, FDA's final position on GLP-1 bulk compounding, FDA peptide bulk-substance decisions, and continuing regenerative-medicine enforcement.

PUBLICATION RULE

Every critical watch item must be rechecked before the final report is frozen for publication. A current date stamp is part of the evidence, not decoration.

2. Why a Watch List Belongs in the Report

A 2027 market report built in late 2026 necessarily spans proposed rules, temporary extensions, live state legislative cycles, evolving FDA lists and new payment models. The correct response is not to guess. It is to separate current law from proposed policy, identify the next decision point and make the score change conditional.

- Documented fact stays documented fact.
- A proposed rule stays labeled proposed until finalized.
- A temporary extension is not treated as a permanent operating right.
- A new payment model is not treated as mature reimbursement until participation and payment behavior are visible.
- A category score changes only when the trigger materially changes economics, access, risk or staffing.

3. Critical Watch #1: DEA Controlled-Substance Telemedicine

DEA and HHS extended the broad telemedicine flexibilities through December 31, 2026. Under that extension, qualifying practitioners can continue prescribing Schedule II-V controlled medications by telemedicine without a prior in-person evaluation when federal and state conditions are met. A separate permanent telemedicine pathway for buprenorphine treatment also exists.

The unresolved 2027 question is the durable framework for controlled medications outside the specific buprenorphine pathway. That directly affects TRT, psychiatry, addiction medicine and virtual medical platforms.

Scenario	Operating Effect	Category Effect
Manageable special registration / continuation pathway	Remote prescribing remains scalable with more compliance	Telehealth/TRT/BH remain near current scores
Short additional extension	Operational continuity but continued uncertainty	Scores remain but confidence stays constrained
Broad in-person requirement	More local clinic/provider infrastructure required	TRT/BH/Telehealth opportunity falls
Stricter state layering	National scale fragments by jurisdiction	State matrix friction rises

TRIGGER

Any DEA/HHS final rule, extension, special-registration implementation or transition guidance that applies after December 31, 2026.

4. Critical Watch #2: CY 2027 Medicare RPM / RTM Rule

As of October 16, 2026, CMS-1848-P remains the CY 2027 Physician Fee Schedule proposed rule. The proposal would require a separately reportable initiating visit for RPM/RTM, limit RTM to established patients, restrict payment for clinical-staff RPM/RTM work to staff employed by the practice rather than contractors, and revisit device valuation.

Final-Rule Outcome	Implication
Practice-employed staff requirement finalized	Outsourced labor models compress; vertically integrated practices gain advantage
Contractor flexibility retained	Vendor-assisted RPM remains more economically viable
Device valuation reduced materially	Device-margin models weaken
Bundled G-codes adopted or advanced	Market moves further toward integrated care management
Initiating-visit requirement finalized	Cold-start enrollment becomes harder; established practice relationship matters more

TRIGGER

Publication of the CY 2027 Medicare Physician Fee Schedule final rule and implementation guidance.

5. Critical Watch #3: GLP-1 Compounding Policy

FDA proposed in April 2026 to exclude semaglutide, tirzepatide and liraglutide from the 503B bulks list because it did not identify a clinical need for outsourcing facilities to compound these drugs from bulk substances. That proposal reinforces the report's direction: durable obesity medicine should not depend on routine compounded-drug spread.

- Monitor the final 503B determination.
- Monitor FDA drug-shortage status.
- Monitor warning letters and enforcement against misleading compounded-GLP-1 claims.
- Monitor manufacturer self-pay pricing and direct channels.
- Stress-test every clinic model against the patient obtaining an FDA-approved product outside the clinic.

TRIGGER

FDA final action on the 503B nominations or any major shortage/enforcement action that changes routine compounded GLP-1 availability.

6. Critical Watch #4: Peptide 503A Decisions

FDA's Pharmacy Compounding Advisory Committee reviewed multiple high-interest peptide-related bulk substances in July 2026, including BPC-157, KPV, TB-500, MOTS-C, DSIP, Semax and Epitalon-related substances.

The strategic issue is not whether consumer demand exists. It is whether specific products have a defensible compounding pathway and adequate evidence and safety support.

TRIGGER

FDA notice-and-comment or final rulemaking that includes or excludes these nominated substances from the 503A bulks list.

7. Critical Watch #5: Peptide Safety Signals

FDA maintains a separate safety-risk list for bulk substances used in compounding. Multiple peptide-related substances appear because of immunogenicity, impurity, characterization or other safety concerns.

- Watch additions to the safety-risk list.
- Watch FDA warning letters and import or compounding actions.
- Watch new human safety data for frequently marketed peptides.
- Separate oral, nasal, injectable and other routes because route can materially alter the safety analysis.
- Update clinic claims if the evidence or regulatory posture changes.

8. Critical Watch #6: Regenerative Medicine Enforcement

FDA continued enforcement in 2026 against companies marketing products described as umbilical-cord-derived stem-cell therapies and Wharton's-Jelly-derived exosome therapies for allogeneic use. This reinforces the report's distinction between approved cellular therapies, legitimate investigational pathways, autologous orthobiologics and high-risk retail stem-cell/exosome models.

What to Watch	Why It Matters
FDA warning letters / injunctions	Shows where enforcement is moving
FTC disease-claim cases	Tests marketing representations, not just product status
New FDA cellular-therapy approvals	Expands legitimate commercial opportunity
Supplier recalls / manufacturing findings	Can change clinic product risk overnight
Court decisions on HCT/P interpretation	Can alter legal posture of product categories

TRIGGER

Any enforcement or approval that materially changes the line between legitimate orthobiologics/cellular therapy and retail unapproved biologic models.

9. High-Priority Watch: MSO / Corporate-Practice Enforcement

California's April 2026 Attorney General position in the Art Center Holdings dispute is important beyond California because it emphasizes substance over form: an MSO can create corporate-practice risk through replacement rights, termination leverage or other contractual mechanisms even when physician ownership appears correct on paper.

- Watch the California appellate outcome.
- Watch state AG and medical-board actions involving private-equity-backed MSOs.
- Watch restrictions on physician-owner succession, stock-transfer and termination rights.
- Watch state-specific fee-splitting and professional-control changes.
- Recheck any MSO model where the physician owner cannot realistically replace the manager.

10. High-Priority Watch: NP / PA Scope Changes

Scope-of-practice changes can move multiple categories simultaneously. Expanded independent practice lowers physician staffing friction for some telehealth, primary-care and behavioral models, while it can reduce one segment of mandatory collaboration demand for medical-director networks.

Policy Change	Likely Effect
Restricted -> Reduced	Lower physician burden; collaboration market narrows
Reduced -> Full practice	Improves NP-led scalability; mandatory physician demand declines
New procedural supervision rules	Can raise med-spa / IV physician burden
New transition-to-practice requirements	Delays full autonomy even when FPA passes
PA collaboration modernization	Can improve staffing flexibility in physician-scarce markets

11. High-Priority Watch: CMS ACCESS

The ACCESS Model may become one of the most important strategic developments in the report because it pays for technology-supported chronic care through outcome-aligned recurring payments rather than traditional device/activity billing. CMS says the model began in July 2026 and more than 160 organizations are participating.

Starting April 1, 2027, CMS will add heart failure, COPD, substance-use disorder and tobacco-cessation tracks. That intersects with RPM/CCM, addiction medicine, behavioral health, obesity/metabolic care and telehealth infrastructure.

Signal	Interpretation
More participating organizations	Market validation increases
Published positive outcomes	Outcome-aligned care becomes more defensible
Private payer contracts mirror ACCESS	Opportunity expands beyond Original Medicare
Poor outcomes / high attrition	Model remains experimental rather than structural
New clinical tracks	More specialties become infrastructure buyers

CATALYST

ACCESS is strategically important because it rewards an operating system for chronic care, not merely a device or a CPT code.

12. High-Priority Watch: ACCESS-Aligned Private Payers

CMS reports that private payers representing approximately 165 million members have committed to aligning with the ACCESS payment approach. The 2027 question is whether that commitment becomes actual commercial, Medicare Advantage or Medicaid contracts.

- Track named payer contracts and geographies.
- Track whether payments are truly recurring and outcome-based.
- Track data-sharing and outcome-reporting requirements.
- Track overlap with ACO or risk-bearing arrangements.
- If adoption becomes real, reconsider RPM/CCM as broader chronic-care infrastructure rather than a narrow Medicare code play.

13. Medium-Priority Watch: IMLC Expansion

The Interstate Medical Licensure Compact already supports broad multi-state physician expansion, but several major states remain outside the compact. New participation or implementation can lower the time and cost of building national physician coverage.

TRIGGER

A major nonmember state joining the compact or materially simplifying physician telehealth registration.

14. Medium-Priority Watch: Ambulatory Specialty Model

CMS's mandatory Ambulatory Specialty Model begins January 1, 2027 for selected heart-failure and low-back-pain specialists. The model is relevant because it continues the movement toward longitudinal specialty management, outcomes and coordination rather than isolated procedures.

- Watch whether specialists invest in remote monitoring and care-management infrastructure.
- Watch new co-management or primary-care integration workflows.
- Watch whether performance adjustments materially affect practice behavior.
- Use the model as a signal for where CMS may push other specialties.

15. Category Exposure

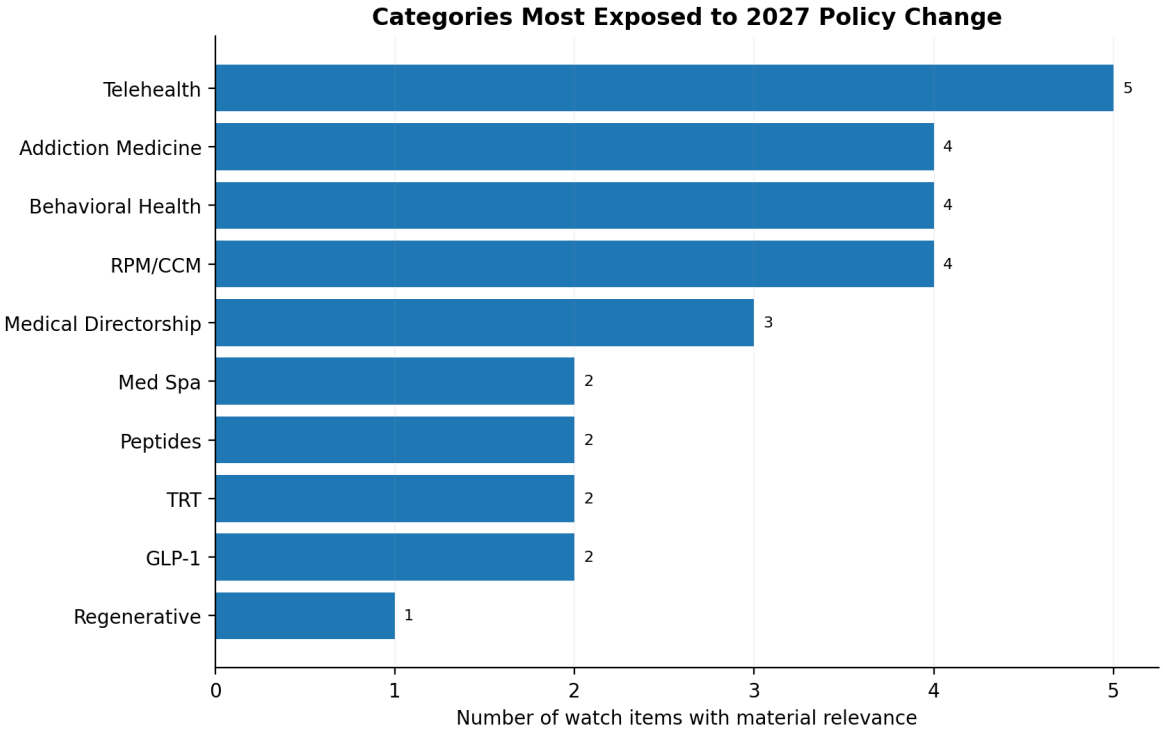

Telehealth, RPM/CCM, Behavioral Health and Addiction Medicine are the categories most exposed to 2027 policy movement because their economics intersect directly with federal prescribing, payment and technology-supported care policy.

16. Impact vs Urgency

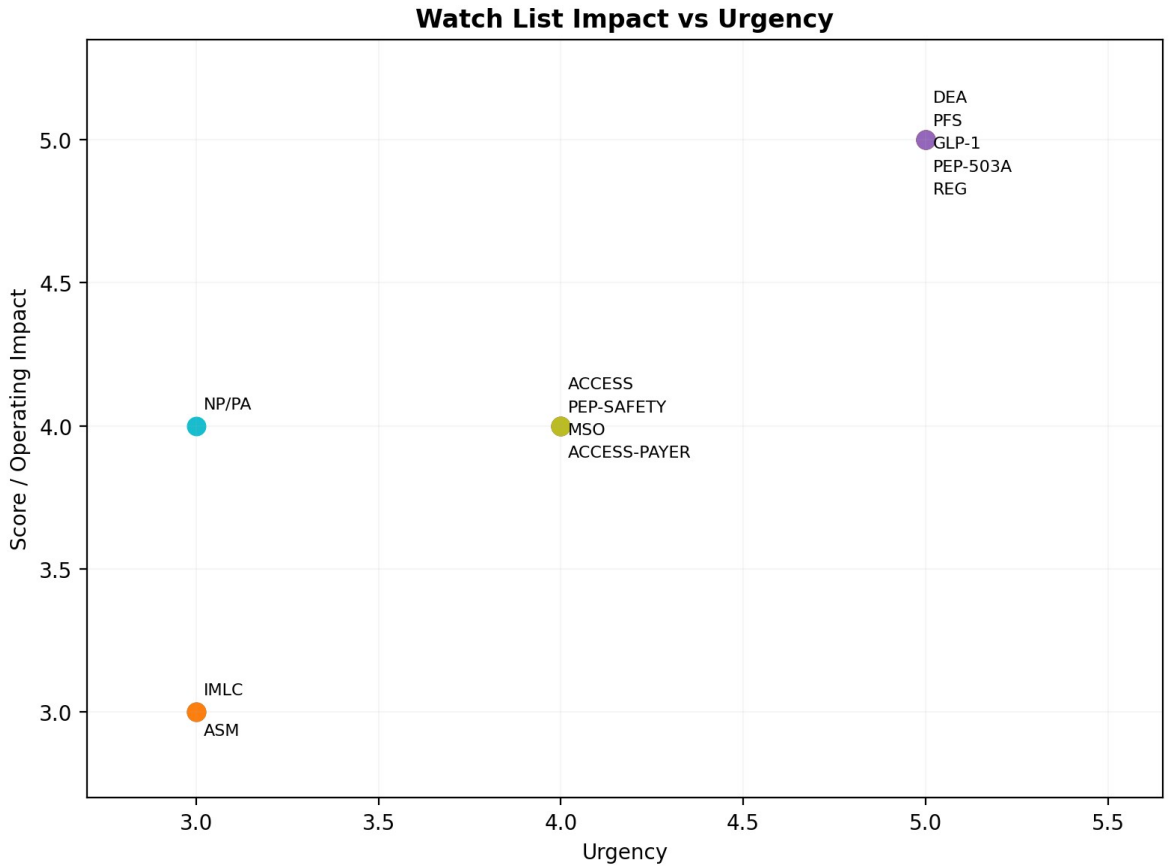

The highest-impact, highest-urgency quadrant contains DEA telemedicine, the CY 2027 PFS, GLP-1 compounding and peptide-list decisions. These issues should be reviewed weekly or monthly until resolved.

GOVERNANCE RULE

A watch item without an owner, review cadence and action threshold is just a list of interesting news.

17. Final 2027 Watch Framework

FINAL FRAMEWORK

The report should be treated as a living operating model until the key 2027 rules are settled. Re-score only when a trigger changes access, reimbursement, clinician burden, regulatory defensibility or capital efficiency. Do not rewrite the thesis because of headlines.

- Critical items: review weekly or monthly until resolved.
- High-priority structural items: review monthly or quarterly.
- Every change must identify affected category scores and report sections.
- Proposed rules remain labeled proposed.
- Temporary flexibilities remain labeled temporary.
- Final publication should include a last-verified date for every open critical item.

The central strategic rule is simple: know what is settled, know what is not, and know exactly what would change your decision.

Sources & Verification Register

WL-01 DEA - Fourth Temporary Extension of Telemedicine Flexibilities
https://www.dea.gov/press-releases/2025/12/31/dea-extends-telemedicine-flexibilities-ensure-continued-access-care

WL-02 CMS - CY 2027 Medicare Physician Fee Schedule Proposed Rule
https://www.cms.gov/newsroom/fact-sheets/calendar-year-cy-2027-medicare-physician-fee-schedule-proposed-rule

WL-03 CMS - ACCESS Model
https://www.cms.gov/priorities/innovation/innovation-models/access

WL-04 FDA - Proposed Exclusion of Semaglutide, Tirzepatide and Liraglutide from 503B Bulks List
https://www.fda.gov/news-events/press-announcements/fda-proposes-exclude-semaglutide-tirzepatide-and-liraglutide-503b-bulks-list

WL-05 FDA - July 2026 Pharmacy Compounding Advisory Committee Peptide Review
https://www.fda.gov/advisory-committees/advisory-committee-calendar/july-23-24-2026-meeting-pharmacy-compounding-advisory-committee-07232026

WL-06 FDA - Bulk Drug Substances That May Present Significant Safety Risks
https://www.fda.gov/drugs/human-drug-compounding/certain-bulk-drug-substances-use-compounding-may-present-significant-safety-risks

WL-07 FDA - Blue Horizon International Warning Letter, May 26, 2026
https://www.fda.gov/inspections-compliance-enforcement-and-criminal-investigations/warning-letters/blue-horizon-international-llc-728085-05262026

WL-08 California Attorney General - April 2026 Corporate Practice of Medicine Amicus
https://oag.ca.gov/news/press-releases/attorney-general-bonta-files-amicus-brief-defense-california%E2%80%99s-ban-corporate

WL-09 AANP - State Practice Environment
https://www.aanp.org/advocacy/state/state-practice-environment

WL-10 Interstate Medical Licensure Compact Commission
https://imlcc.com/

WL-11 CMS - ACCESS Model Participants
https://www.cms.gov/priorities/innovation/access-model-participants

WL-12 CMS - Ambulatory Specialty Model
https://www.cms.gov/priorities/innovation/innovation-models/asm

Methodology & Disclaimer

This watch list distinguishes current rules from proposals, temporary extensions and expected future decisions as of October 16, 2026. Timing estimates are operator planning assumptions, not agency commitments. Regulatory, reimbursement and state-law changes should be rechecked directly against official primary sources before the report is frozen or any clinic acts on them.

AJ PAKPOUR

CLINIC MARKET INTELLIGENCE REPORT 2027

STRUCTURAL CHAPTER 07

12-24 MONTH OUTLOOK 2027-2028

CHAPTER THESIS

The next 24 months favor recurring clinical relationships, technology-supported chronic care and physician infrastructure. The models most likely to lose ground are those whose economics depend on product sp

Research cutoff: October 16, 2026 | 2027 Edition

1. Starting Position



The 2027 starting line is tightly clustered. Telehealth and Behavioral Health lead at 74, followed by Addiction Medicine at 73, TRT at 72, and Medical Weight Loss plus Medical Directorship at 71. The difference between the top categories is less important than the pattern: the leaders are low-capital, recurring and relationship-driven.

FORECAST PRINCIPLE

Do not forecast from consumer excitement alone. Forecast from control of the patient relationship, control of the regulatory pathway, recurring economics and the capital required to adapt.

2. The 12-Month View

Over the next 12 months, the clearest upward categories are Telehealth, Behavioral Health, Addiction Medicine, TRT and Medical Directorship. Medical Weight Loss remains attractive but shifts from a medication-access story toward obesity medicine. Med Spa remains stable. RPM cools in the near term because the final 2027 Medicare rule can change staffing and device economics.

12-Month Direction	Categories	Operator Meaning
Up	Telehealth; Behavioral Health; Addiction; TRT; Medical Directorship	Invest in clinician capacity, state coverage and recurring relationships
Stable to Up	Medical Weight Loss	Build around longitudinal metabolic care, not drug spread
Stable	Med Spa	Focus on retention, injector quality and local authority
Cooling	RPM / CCM; Peptides; Regenerative	Wait for policy clarity or operate only in defensible lanes
Stable to Cooling	IV Therapy	Use as ancillary or rescue existing capacity

3. The 24-Month View

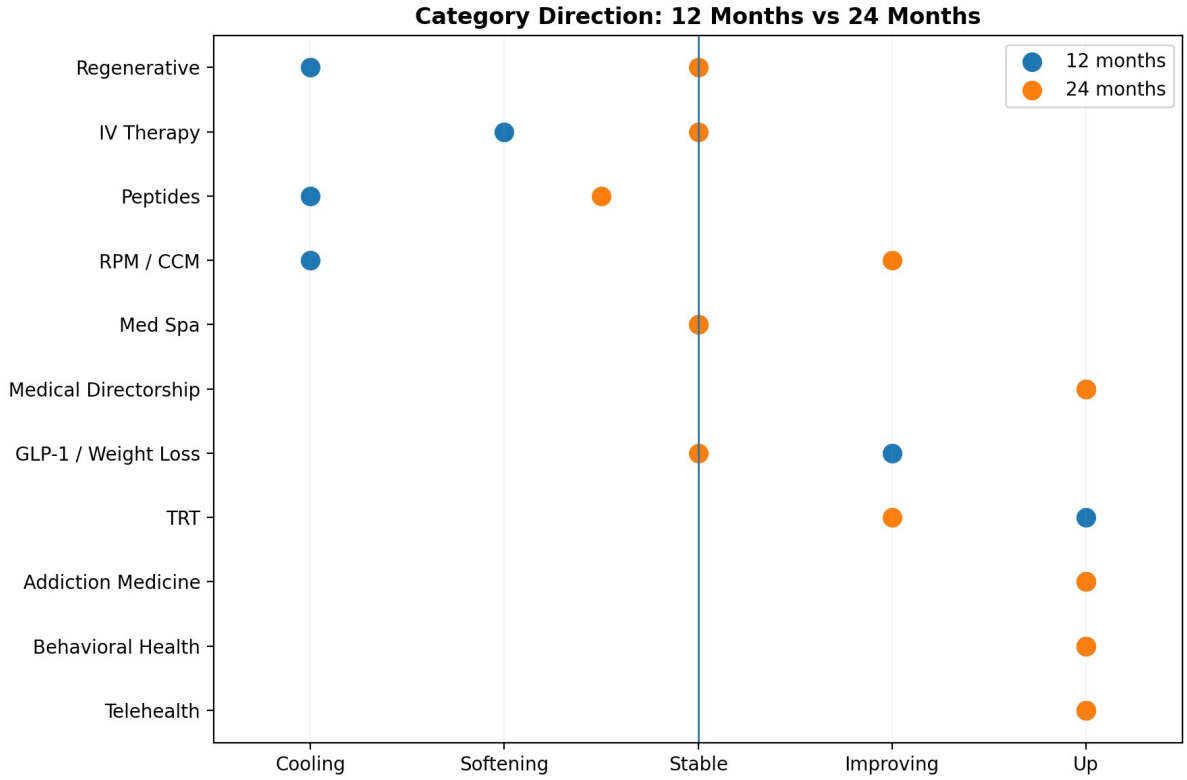

At 24 months, the outlook becomes more bifurcated. Integrated chronic-care infrastructure strengthens, while categories built around unstable product access split into defensible and nondefensible lanes. Peptides become product-specific rather than one generic opportunity. Regenerative Medicine divides between approved or investigational cellular therapy, orthobiologics and high-risk retail biologics.

24-MONTH PRINCIPLE

The market does not simply move up or down. It separates stronger operators from weaker business models.

4. Portfolio Theme #1: Recurring Relationships Win

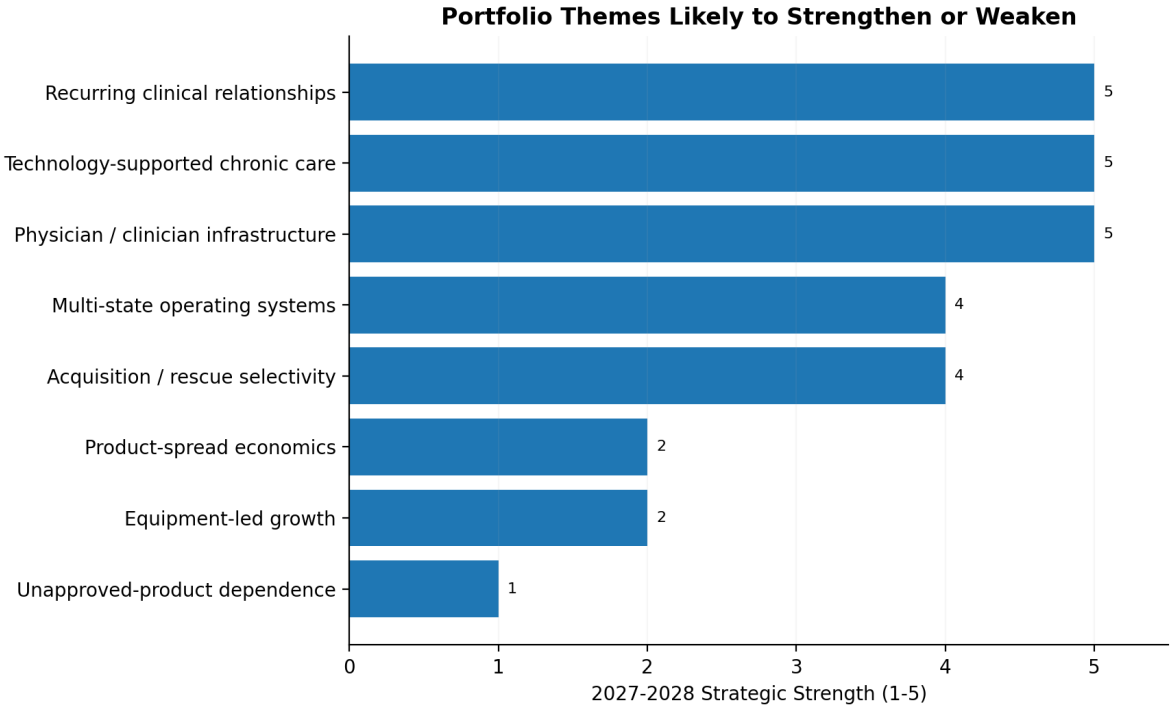

Behavioral Health, Addiction Medicine, TRT, Medical Directorship and integrated chronic care have one shared advantage: the relationship itself produces the next unit of revenue. The clinic does not have to reacquire the patient or client from zero every month.

- Retention becomes a growth channel.
- Clinical continuity creates switching cost.
- Provider and payer infrastructure matter more than one product.
- Margins may be lower than a one-time procedure, but lifetime value is more durable.
- Acquisition becomes more valuable when the target owns sticky relationships rather than equipment.

5. Portfolio Theme #2: Chronic Care Becomes Technology-Supported Infrastructure

CMS's ACCESS Model is the clearest federal signal in the outlook. The model is already live, has more than 160 participating organizations, and expands on April 1, 2027 into heart failure, COPD, substance-use disorder and tobacco cessation. That pushes the market beyond narrow RPM device billing toward outcomes-oriented recurring chronic care.

Implication	12 Months	24 Months
RPM vendors	Pressure to integrate more deeply with practices	Device-only models lose strategic value
Primary care	More technology-supported management options	Care-management operating systems become core infrastructure
Behavioral Health	Outcome tracking gains reimbursement relevance	Integrated virtual behavioral care scales
Addiction Medicine	SUD joins ACCESS in April 2027	MOUD + behavioral + remote infrastructure converge
Metabolic care	Weight and CKM outcomes become measurable value	Obesity clinics can evolve into broader metabolic platforms

STRATEGIC SHIFT

The opportunity is moving from remote monitoring to remote management.

6. Portfolio Theme #3: Regulation Favors Integration Over Arbitrage

The open 2027 policy issues point in the same direction. CMS is considering tighter RPM staffing and initiation requirements. FDA is scrutinizing compounded GLP-1 and peptide bulk substances. California is testing aggressive MSO-control arrangements. These are different regulatory systems, but the economic message is similar: the easy version of the business is becoming harder.

OPERATOR CONCLUSION

Own more of the clinical workflow. Document more of the relationship. Depend less on loopholes, contractors and product spreads.

7. Recurrence vs Policy Sensitivity

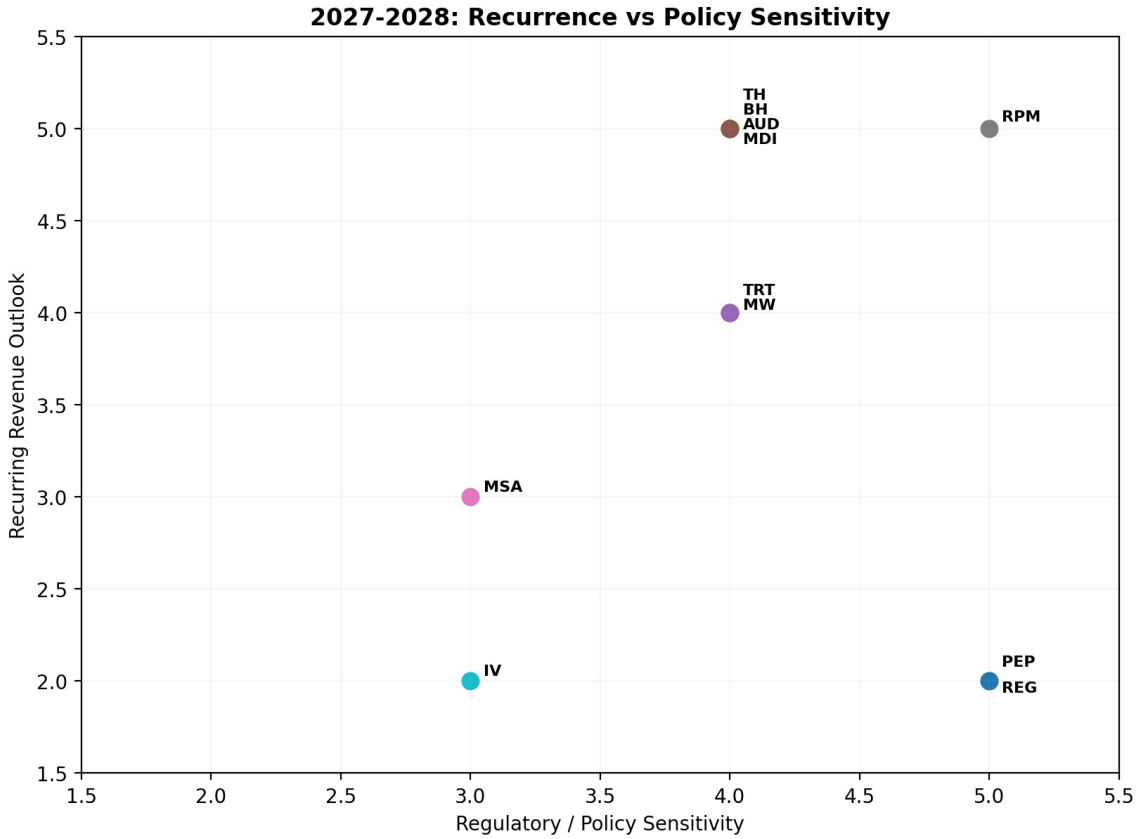

Some of the best recurring models are also highly exposed to policy. RPM/CCM is the clearest example: recurring economics are excellent, but the exact 2027 staffing and valuation rules matter. Addiction Medicine also combines very high recurrence with controlled-substance and payment complexity. The correct response is not avoidance; it is active regulatory maintenance.

8. Capital Strategy Through 2028

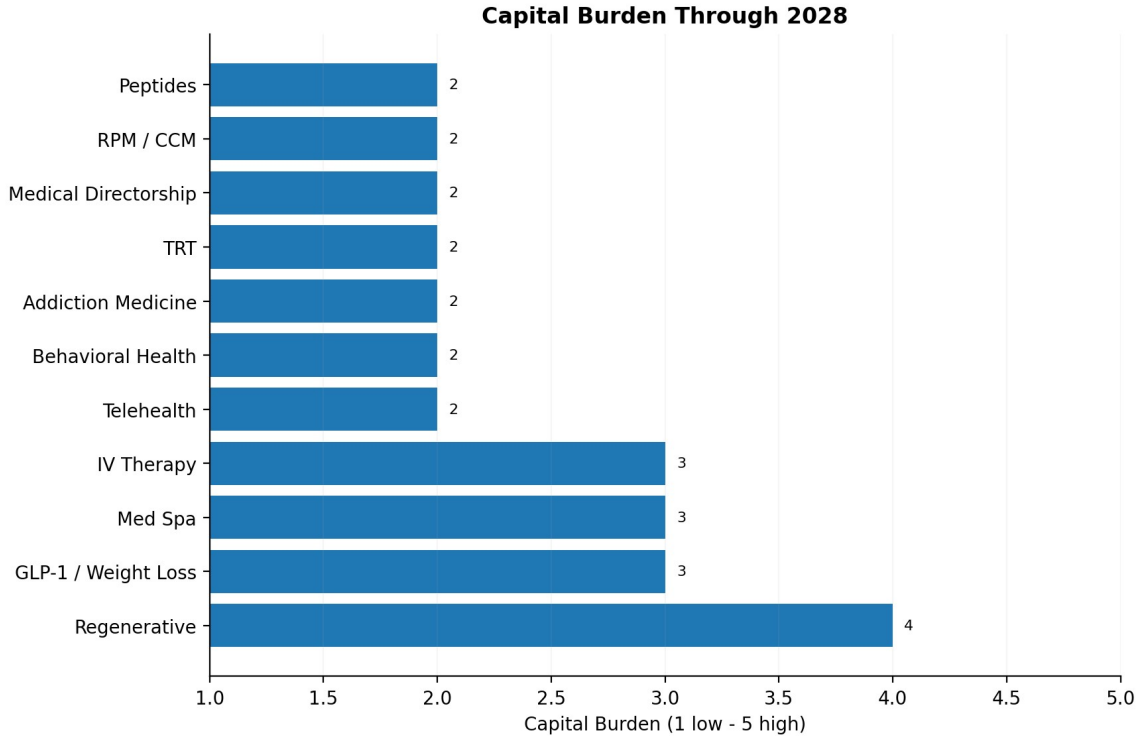

Capital should be biased toward infrastructure that compounds across categories: clinician recruiting, licensing, credentialing, revenue cycle, state compliance, technology, retention and care management. Capital should be more selective in equipment-heavy or product-dependent categories.

- Invest aggressively in clinician networks and state coverage.
- Invest in systems that improve retention and recurring care.
- Buy distressed physical assets only when the patient book or location justifies them.
- Avoid paying premium multiples for unstable regulatory access.
- Keep acquisition capital available for clean Behavioral Health, Addiction and selected Med Spa rescue opportunities.

9. Telehealth / Virtual Integration Outlook

Telehealth remains an infrastructure category rather than a consumer feature. The durable asset is the licensed clinical network, patient-state routing, protocols, documentation, escalation and integration with in-person care when required.

Base Case	Upside	Downside
Virtual care continues expanding across specialties with state-specific licensure infrastructure.	Permanent controlled-substance rules remain workable and payer models reward remote longitudinal care.	Controlled-substance rules force more in-person infrastructure and fragment national operations.

ACTION

Build the operating system now. Treat controlled-substance policy as a routing constraint, not as the definition of the company.

10. Behavioral Health + Addiction Outlook

Behavioral Health and Addiction Medicine are among the strongest combined themes in the report. Both have durable unmet demand, recurring care and increasing technology-enabled delivery. Both are constrained by clinician supply, payer economics and high-acuity execution.

- Behavioral Health: clinician retention and no-show control remain the commercial moat.
- Addiction Medicine: retention, diversion control and integrated behavioral/medical care remain the moat.
- ACCESS creates an additional signal toward measured outcomes and technology-supported care.
- Acquisition can be attractive because payer panels, clinicians and patient continuity are difficult to recreate.

11. TRT + Medical Weight Loss Outlook

TRT remains one of the strongest cash-pay recurring specialties if the operator sells a medical relationship rather than testosterone access. Medical Weight Loss remains a large opportunity, but the business model is shifting faster because product pricing and compounding policy are moving outside the clinic's control.

Category	2027-2028 Strategy
TRT	Broaden into full men's health; build retention, labs, fertility/sexual-health and metabolic care
GLP-1 / Weight Loss	Assume medication spread compresses; own obesity medicine, switching, maintenance and metabolic outcomes

SHARED RULE

The patient should still have a reason to stay when the medication becomes cheaper somewhere else.

12. Medical Directorship / Physician Infrastructure Outlook

Physician infrastructure strengthens because multi-state care, state-specific supervision and professional governance remain difficult operating problems. The collaboration-only segment may shrink as scope-of-practice expands, but the broader infrastructure opportunity gets larger.

- More multi-state physician licensing and credentialing.
- More virtual supervision and clinical governance.
- More compliance around medical-director compensation and documented work.
- More value in networks that can supply specialty- and state-specific physicians quickly.
- Less value in simply matching one doctor to one statutory collaboration requirement.

ACTION

Expand from placement to infrastructure: licensing, malpractice, credentialing, QA, protocols, coverage and documentation.

13. Med Spa + IV Outlook

Aesthetics remains commercially attractive but mature. The winners are local brands with trusted injectors, repeat patients and disciplined equipment economics. IV therapy is weaker as a standalone thesis and stronger as an ancillary inside a broader medical platform.

Model	Outlook	Best 2027-2028 Move
Med Spa	Stable	Acquire or rescue patient books and brands selectively; avoid equipment-led growth
IV Therapy	Stable to Cooling	Use as an ancillary or acquire sunk infrastructure cheaply

14. Peptides + Regenerative Outlook

These are the categories most likely to bifurcate. Consumer demand can remain high while commercially viable product lanes narrow. The operator must stop discussing peptides or regenerative medicine as though every compound and product shares one legal and evidence profile.

Category	Stronger Lane	Weaker Lane
Peptides	Specific products with clearer evidence and lawful sourcing	Generic broad peptide menus sold as proven longevity medicine
Regenerative	PRP/orthobiologics; FDA-approved or formal investigational cellular therapy	Retail unapproved stem-cell/exosome/Wharton's Jelly disease-treatment claims

ACTION

Do not buy regulatory optionality at an acquisition multiple.

15. Base / Upside / Downside Scenarios

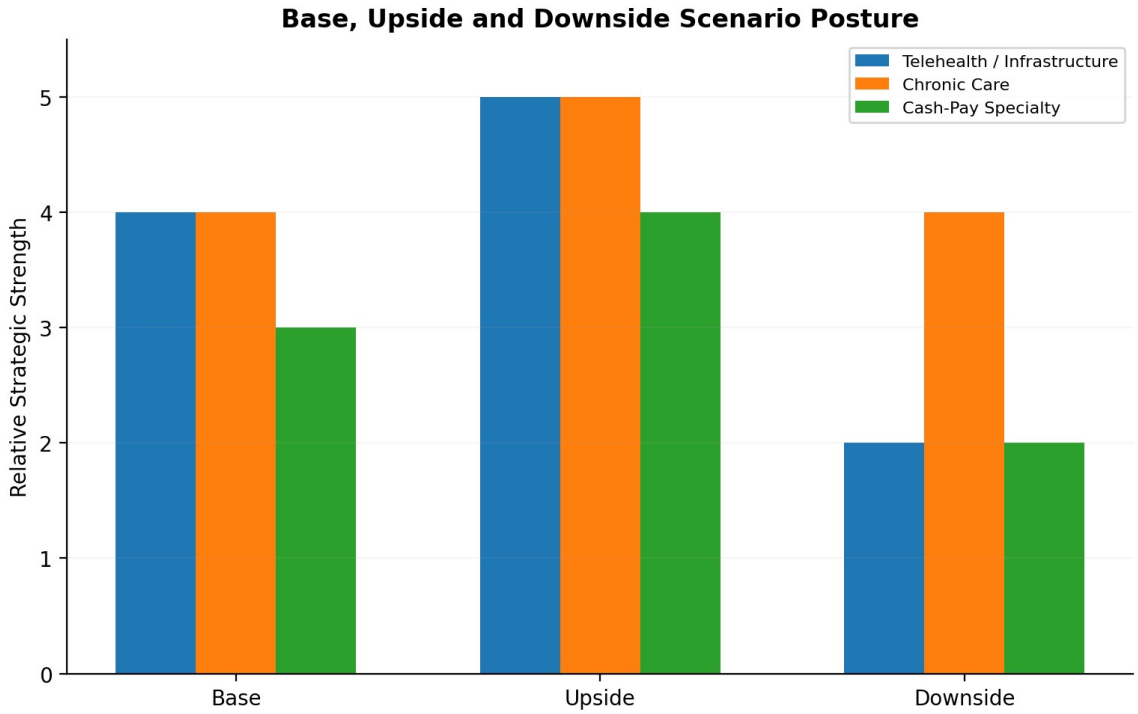

Scenario	Defining Assumption	Portfolio Posture
Base Case	Rules tighten but preserve legitimate access and reimbursement	Favor recurring, asset-light clinical and infrastructure models
Upside	ACCESS/payer alignment scales and telemedicine remains workable	Deploy growth capital into telehealth, chronic care, physician infrastructure and acquisitions
Downside	DEA/FDA/CMS changes raise friction faster than operators adapt	Preserve cash; avoid product-dependent bets; acquire distressed durable assets selectively

16. AJ Pakpour Operator Take

AJ PAKPOUR OPERATOR ANALYSIS

When I look out two years, I am not betting on one drug or one procedure. I am betting on infrastructure and relationships. I want the physician network. I want the patient who stays. I want the payer contract. I want the systems that let me go into another state without rebuilding the company from scratch. I will still sell weight loss, testosterone, aesthetics and other cash-pay medicine, but I do not want the entire company depending on access to one vial or one machine. The next 24 months are going to reward people who can operate medicine, not just market it. The regulatory environment is getting more sophisticated, reimbursement is moving toward outcomes in some places, and the easy arbitrage is disappearing. That is good for serious operators.

This section is operator analysis and forecast, not investment, legal or reimbursement advice.

17. Final 12-24 Month Outlook

FINAL OUTLOOK

The 2027-2028 opportunity is not defined by one breakout clinic category. It is defined by a shift toward recurring medical relationships, technology-supported chronic care, multi-state clinician infrastructure and stronger operating control. Telehealth, Behavioral Health, Addiction Medicine, TRT and Medical Directorship remain the most durable themes. Medical Weight Loss stays large but becomes less dependent on medication spread. RPM evolves toward integrated chronic care. Peptides and Regenerative Medicine split into defensible and nondefensible product lanes.

- Build infrastructure before adding more products.
- Favor recurring care over one-time transactions.
- Assume regulatory arbitrage gets harder, not easier.
- Assume clinician capacity remains scarce.
- Keep capital flexible for acquisitions and rescues where patient relationships are real.
- Use the 2027 Watch List to update scores only when a trigger materially changes the economics.

The central strategic rule is simple: own the relationship, own the operating system, and stay flexible on the product.

Sources & Forecast Evidence Register

OUT-E01 CMS - ACCESS Model
https://www.cms.gov/priorities/innovation/innovation-models/access

OUT-E02 CMS - ACCESS Model Participants
https://www.cms.gov/priorities/innovation/access-model-participants

OUT-E03 CMS - ACCESS for Primary Care Providers and Referring Clinicians
https://www.cms.gov/priorities/innovation/access-primary-care-providers-referring-clinicians

OUT-E04 CMS - CY 2027 Medicare Physician Fee Schedule Proposed Rule
https://www.cms.gov/newsroom/fact-sheets/calendar-year-cy-2027-medicare-physician-fee-schedule-proposed-rule

OUT-E05 DEA - Fourth Temporary Extension of Telemedicine Flexibilities
https://www.dea.gov/press-releases/2025/12/31/dea-extends-telemedicine-flexibilities-ensure-continued-access-care

OUT-E06 FDA - Proposed Exclusion of Semaglutide, Tirzepatide and Liraglutide from 503B Bulks List
https://www.fda.gov/news-events/press-announcements/fda-proposes-exclude-semaglutide-tirzepatide-and-liraglutide-503b-bulks-list

OUT-E07 FDA - July 2026 Pharmacy Compounding Advisory Committee Peptide Review
https://www.fda.gov/advisory-committees/advisory-committee-calendar/july-23-24-2026-meeting-pharmacy-compounding-advisory-committee-07232026

OUT-E08 U.S. Census Bureau - Vintage 2025 National and State Population Estimates
https://www.census.gov/newsroom/press-kits/2026/national-state-population-estimates.html

Forecast Methodology & Disclaimer

Base, upside and downside cases combine the eleven standardized category scorecards, current official policy signals and AJ Pakpour operator analysis. Forecasts are scenarios, not predictions of financial return. Proposed rules remain proposed until final. State and federal policy should be rechecked before the final report is published or any operator acts on the analysis.